

BALANCE

Design by Jordi Vilardell.

Reference

5189.

Application

Floor Lamps

Installation type

Surface mounted

Description

Grand scale and fluid adjustability are just two of the impressive features of the Balance floor lamp. With up to an eight-foot long charcoal grey arm, the Balance floor lamp features a counter weight system to adjust shade height. A finished handle with push-button on/off switch is conveniently located beneath the shade for ease of control, while an in-line floor dimmer allows for control of intensity. The hinged connection between the arm and shade insures that the shade is always level. It has a charcoal grey metal finished stem and base with an elegant aluminum weft fabric shade, that has a silver metal finished top, and satin white bottom polymer diffuser that gives a nice ambient glow while concealing the light source. Available in two sizes.

Diffuser

Aluminium-weft diffuser

Materials

Diffuser: Aluminum weft

Base: Steel

Arm: Steel

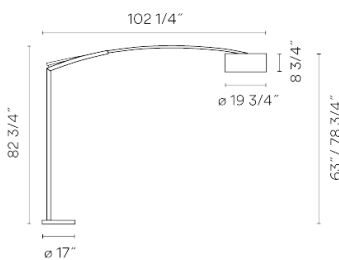
Vertical tube: Steel

Finishes



5189-18 Charcoal grey (RAL 7016)

Sketch



Electrical characteristics

3 x A-19 Med Base 120V 60W Max

Total 180.0 W



VIBIA



Fixture: 839 lm 0 lm/W

Driver included: 120V 50/60Hz

Electronic dimming: NO DIMMING

Technical characteristics

- Dimmer switch on the cord
- On/off switch on cord
- Adjustable height and shade

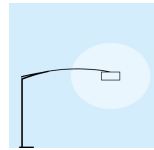
Installation and assembly

Please see the installation manual

Light distribution

General lighting

Lamp for general lighting that equally distributes the light in all directions.



Photometric data

Efficiency : 3%

Total flux : 2520.00

Maximum value : 88.28

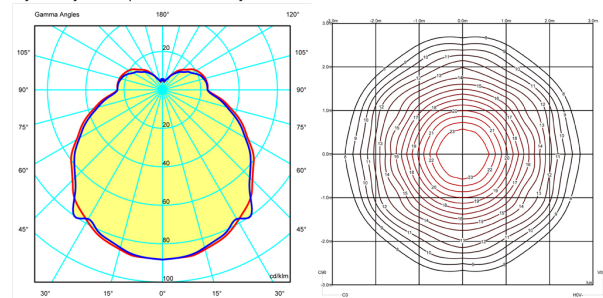
Light position : C=0.00 G=0.00

Isolux : Floor

Light position :

X=0.00m Y=0.00m Z=3.00m

Symmetry on the planes : Double symmetrical



Certificates

