

## GENERAL

LOCATION:	Interior
CLASS:	cETLus (Class 1)
LOCATION RATING:	Dry
DRIVER REQUIRED:	Mains 120V
INSTALLATION ORIENTATION:	Wall Mount - Vertical
FITTING METHOD:	½" Stub Mount or 4" Octagon Box
MAIN MATERIAL:	Plaster
DIMENSIONS (mm):	H: 140 W: 140 D: 140
DIMENSIONS (inch):	H: 5.51 W: 5.51 D: 5.51
CUT OUT HOLE (mm/inch):	-
RECESS DEPTH (mm/inch):	-
FIRE RATING:	-
CABLE LENGTH (mm/inch):	-
GROSS WEIGHT (kg):	4.8
ADA COMPLIANT:	Yes - if installed in compliance with ADA 307.2
IC RATING:	-

## LAMP

LIGHT SOURCE:	High Powered LED
WATTAGE:	5.6W
LAMP INCLUDED:	Yes (Integral)
MAXIMUM LAMP LENGTH (mm/inch):	-
LUMINOUS FLUX (lm):	372
COLOUR TEMP (K):	3000
CRI (Ra):	90
MACADAM ELLIPSE:	3-Step
TILT ADJUSTABLE ANGLE (°):	-
ROTATION ADJUSTABLE ANGLE (°):	-
LIFETIME (hrs):	60000
BEAM ANGLE (°):	94

## ELECTRICAL

SWITCHED:	No
DIMMABLE:	No
DIMMING METHOD:	-
SUPPLY FREQUENCY (Hz):	50/60
DRIVER/BALLAST VOLTAGE (V):	100-277
DRIVER LIFETIME (hrs):	30000
EFFICACY (lm/W):	66

## ADDITIONAL INFORMATION

SHADE INCLUDED:	-
SHADE MATERIAL:	-
F MARK:	-



CODE: 1196007  
FINISH: PLASTER

TO MAINTAIN THIS PRODUCT TO ITS BEST CONDITION, PLEASE VIEW OUR CARE AND CLEANING GUIDE ON THE SUPPORT SECTION OF THE ASTRO WEBSITE.

Pour entretenir au mieux ce produit, veuillez consulter notre guide d'entretien et de nettoyage, dans la rubrique d'aide sur le site Web d'Astro.

Um dieses Produkt im besten Zustand zu erhalten, beachten Sie bitte unseren Leitfaden zu Pflege und Reinigung im Abschnitt „Support“ auf der Astro-Website.

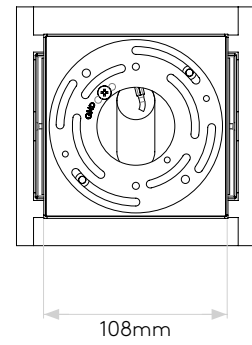

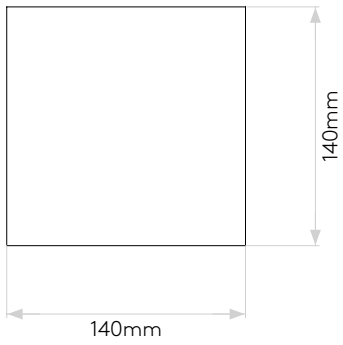
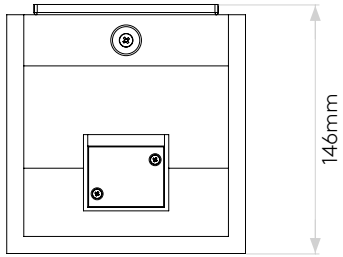
Per mantenere questo prodotto nelle sue migliori condizioni, consultare la nostra guida per la manutenzione e la pulizia nella sezione dedicata all'assistenza del sito Web Astro.

# PRODUCT ELEVATIONS

astro

Please note that some dimensions may vary slightly due to manufacturing tolerances, this includes cable entry and fixing holes.

## With Canopy Kit



## With 1/2" Stub Mount

