

TECHNICAL CHARACTERISTICS & PERFORMANCE DETAILS

	Grand Prix 150	Grand Prix 200
PERFORMANCE Max. speed Acceleration Max. Engine Output Fuel Consumption	80 kmph 0-60 kmph in 12.75 seconds. 9.6 bhp at 6300 rpm. 50 km/litre under standard test conditions.	120.8 kmph 0-60 kmph in 11.50 seconds. 11.9 bhp at 6200 rpm. 35 km/litre under standard test conditions.
ENGINE Type Cylinder Capacity Bore & Stroke Compression Ratio Fuel	Centrally mounted 2 stroke single cylinder, forced air cooled. 9.03 cub in (148 cc) 2.24 x 2.28 in (57 x 58 mm) 7.8 to 1 Petrol oil mixture.	Centrally mounted 2 stroke single cylinder, forced air cooled. 12.08 cub in (198 cc) 2.60 x 2.28 in (66 x 58 mm) 7.3 to 1 Petrol oil mixture.
GEAR BOX Transmission Clutch	4 speed Constant mesh Chain drive Multi disc, oil immersed.	4 speed Constant mesh Chain drive Multi disc, oil immersed.
TANK CAPACITY	1.78 Gallons (8.1 litres)	1.78 Gallons (8.1 litres)
FRAME Type Wheelbase Max. length Max. width Max. height Seat height	Steel tubular chassis 50.8 in (1292 mm) 70.8 in (1800 mm) 26.8 in (680 mm) 39.8 in (1012 mm) 30.39 in (772 mm)	Steel tubular chassis. 50.8 in (1292 mm) 70.8 in (1800 mm) 26.8 in (680 mm) 39.8 in (1012 mm) 30.39 in (772 mm)
SUSPENSION	Front: trailing links with helical springs. Rear: swinging crankcase and shock absorber unit.	Front: trailing links with helical springs and shock absorber. Rear: swinging crankcase and shock absorber unit.
BRAKES	Drum type	Drum type.
UNLADEN WEIGHT	118 kg.	118 kg.
SEATS	Dual/single	Dual/single
TYRES	3.50 x 10	3.50 x 10



Lambretta

Grand Prix

The best deal on wheels.



Scooters India Limited


Post Bag No. 1, Sarojini Nagar, Lucknow-226 008 (India).



The safe and sturdy Lambretta Grand Prix is elegantly styled and superbly crafted. It has been continuously upgraded to give the utmost economy, power and safety. It's normal speed makes it eligible to run on highways in many countries. When it comes to racing—it has outperformed all other scooters on the tracks. Establishing many glorious records the world over.

The legendary Lambretta has technological inputs from three continents—America, Asia and Europe. It has a feather kick start in all weather and a lightning acceleration yet the fuel economy is fantastic. The four speed gear box gives driving flexibility all along the power curve. Whether idling or at top speed, it always leaves the environment clean. It has already passed emission control tests in many countries including EPA regulation of USA.

Available in eye catching colours, the Grand Prix has girdled the globe since its inception. The difference between then and now is that the Innocenti plant has shifted from Italy to India.



1. Rectangular head lamp with wide beam photometrically designed.

2. Front moving mudguard mounted on fork.

3. Integrated foot mat.

4. Vertical/Horizontal spare wheel bracket—to your choice.

5. Ladies foot rest mounted on crash fender.

Lambretta



GRAND  **PRIX**



Lambretta

Transport is an essential part of our daily lives. Factory worker or farm-hand – housewife or hospital nurse – we all need to travel. Not only for getting to and from work but to enjoy our well-earned leisure time.

The answer – a new Lambretta Grand Prix.

There are of course many other ways of overcoming our daily travel problems, but let us consider the two main alternatives.

Public transport: Just what it says – impersonal transport for the masses. With dwindling services and rising fares, couldn't you pay for a new Lambretta from the money you spend in a year on fares?

A motor car: A very expensive alternative – and with the price of petrol, the strain on our nerves as we fight the traffic jams, the cost of parking and never ending increases in insurance and maintenance costs, can you really *afford* a car?

The answer must be two wheels of your own – the Lambretta Grand Prix.

GRAND  **PRIX**





Lambretta



LOW TAX

The road tax on your new Lambretta has always been attractively low and never more attractive than today.



NO FARES

Say good-bye to waiting at bus stops (think of that extra half-hour in bed). Your Lambretta gives you complete independence and freedom at last from endless fare increases.



FREE AND EASY PARKING

Watch the poor car driver's frustration, as he constantly feeds money to a parking meter (that's if he can find one). With your Lambretta you will always find parking easy – and usually FREE!



LOW INSURANCE

Lambretta maintain, with the co-operation of each of their agents, strict control over the cost of repairs and spare parts. Because of this, very competitive insurance rates are available for all classes of driver. Compare Lambretta insurance rates with other two-wheelers.



EASY HANDLING

Your Lambretta is so easy to drive – if you are a learner you'll master it in no time. If you are experienced you'll be amazed at its superb handling characteristics.



MILES & MILES PER GALLON

The cost of petrol is one of the highest considerations when choosing a vehicle. Your Lambretta will probably give you around 90 miles for every gallon – need we say more!

GRAND PRIX





Lambretta

The secret of Lambretta's success over three decades has been consistent quality of engineering and constant design development. Many Lambrettas still work hard after nearly twenty five years of continuous use.

Reliability—ease of maintenance—immediate spares availability—that's what gives Lambretta Grand Prix that extra style that means it's your kind of transport.

We are constantly striving to improve specifications. This means that details in this brochure, whilst accurate at the time of printing, are subject to change. Please ask your dealer before purchase about the specific details of the Lambretta you wish to purchase or anything you are in doubt about.

Lambretta
A Division of Two Four Accessories Limited,
53 Clapham Common South Side, London SW4.

TECHNICAL CHARACTERISTICS AND PERFORMANCE DETAIL

Performance

Maximum speed
Acceleration
Max Engine Output
Fuel Consumption
Cuna Specification

Engine

Type

Cylinder Capacity
Bore & Stroke
Compression Ratio
Fuel

Gearbox

Transmission
Clutch

Tank capacity

Frame

Type
Wheelbase
Max length
Max width
Max height
Seat height

Suspension

Brakes

Kerb weight

Seats

Tyres

Formula 150

62.4 mph.
SS ¼m 21.6 secs.
9.27 bhp.
86.2 mpg.

Central 2 stroke single
cylinder air cooled
9.03 cub. in (148 cc)
2.24 × 2.28 in (57 × 58 mm)
8.25 to 1
Petrol oil mixture

4 Speeds in constant mesh.
Chain drive in oil bath.
Multi disc in oil bath.
1.78 Gallons (8.1 litres).

Steel tubular chassis.
5.8 in (1292 mm)
70.8 in (1800 mm)
26.8 in (680 mm)
39.8 in (1012 mm)
30.39 in (772 mm)

Front: trailing links with
helical springs.
Rear: swinging crankcase and
shock absorber unit.

Drum type.
264 lbs.
Dual.
3.50 × 10

Formula 200

70.2 mph.
SS ¼m 19.9 secs.
12.4 bhp.
70.6 mpg.

Central 2 stroke single
cylinder air cooled
12.08 cub. in (198 cc)
2.60 × 2.28 in (66 × 58 mm)
8.2 to 1
Petrol oil mixture

4 Speeds in constant mesh.
Chain drive in oil bath.
Multi disc in oil bath.
1.78 Gallons (8.1 litres).

Steel tubular chassis.
5.8 in (1292 mm)
70.8 in (1800 mm)
26.8 in (680 mm)
39.8 in (1012 mm)
30.39 in (772 mm)

Front: trailing links with helical
springs and shock absorber.
Rear: swinging crankcase and
shock absorber unit.

Drum type.
271 lbs.
Dual.
3.50 × 10

GRAND  **PRIX**



Lambretta
Grand Prix

200 領必發

高貴型



LAMBRETTA BRINGS YOU INCREASED SAFETY · RELIABILITY COMFORT POWER

正宗車王 堅固 穩定 安全 耐用 舉世無雙



LAMBRETTA - 9 CLEAR REASONS FOR SUPREMACY

1. SUPREME STABILITY

In the city, on the highways and on the rough, thanks to the centre-line engine, low centre of gravity and balanced weight distribution.

2. STURDY FRAME

Steel tubular chassis made from 50% thicker steel provides extreme stability and safety.

3. POWERFUL BRAKES

Large diameter for greater efficiency, guaranteeing total security under any conditions.

4. EFFICIENT DOUBLE SUSPENSION

Double hydraulic front systems with helical springs, single rear swinging hydraulic system with helical springs, provide comfort and stability for distance travel.

5. MORE COMFORTABLE SADDLE

The newly shaped high density full thickness PU Foam, without springs and coils, provides still more luxury and comfort.

6. INSTRUMENTS

Very simple, readable, illuminated speedometer, indicator tell-tale lamp, beam tell-tale lamp, fuel warning gauge and beeper.

7. SLIM DESIGN

Thanks for its center-line engine and component which allows both cowlings to be shaped slim on the body, gives excellent aerodynamic performance, more comfort for passenger and prevent scratching even when parking into a narrow space.

8. DURABILITY

Thanks to the technological and precision design giving LAMBRETTA years of services for less maintenance.

9. ECONOMICAL AND POWERFUL

Increasing diameter for induction and exhausting, special designed gear box, provide excellent acceleration, smoother ride and more speed.

ENGINE

Type
Cylinder Capacity
Bore & Stroke
Compression Ratio

PERFORMANCE

Fuel
Max. Speed
Engine output
Fuel Consumption

GEAR BOX

Clutch

TANK CAPACITY FRAME

SUSPENSION

Front

Rear

BRAKES/TYRES

UNLADEN WEIGHT

Centrally Mounted
2 stroke, Single Cylinder, forced air cooled

198 cc
66 x 58 mm

7.3 to 1

Petrol Oil Mixutre
Grand Prix 200

120.8 kmph

11:9 bhp 6200 rpm

36 km/litre

4 Speed Constant Mesh

Multi Disc, Oil Immersed

1.78 Gallons (8.1 Litres)

Steel Tubular Chassis

L x W x H 1800 x 680 x 1012 (mm)

Double Trailing Links
With Helical Springs And Hydraulic Absorber
Single Swinging Type Springs And
Hydraulic Absorber

Drum Type/3.50 x 10

118 kg.

領必發——以實際取勝

9 大優點備受愛戴

1. 穩定最見稱

真正中置式引擎,低重心設計,行駛市區或公路,倍覺安全穩定。

2. 堅固龍骨車架

祇有「領必發」才擁有特別粗壯和堅固的鋼管龍骨,提供最高安全性和穩定性。

3. 安全可靠的制動器

設有特大和備有散熱片的前後鼓型制動器,提供高效能的制動。配合中置式引擎和
低重心設計,緊急剎車時也穩如泰山。

4. 舒適安全的避震系統

前輪搖臂式雙避震油壓和彈簧系統,懸掛於全新角度的雙叉式轉向柱上,後輪中置式
單搖擺避震油壓彈簧系統,連接龍骨尾部和引擎之間。除了提供最高的駕駛樂趣外,
當緊急剎車時,也防止車頭向前俯冲,提供最安全的制動效能。

5. 全新弧型寬闊座墊

唯一採用全厚度的高質PU乳墊,特別柔軟舒適。

6. 堅實耐用儀錶

採用簡潔設計。儀錶和指示燈均設於用鋁合金鑄造而成的車頭之內,更安全,更耐用。
備有指揮燈,大燈和汽油警示燈……等等,一目了然。

7. 低風阻設計

由於真正的中置式龍骨和引擎設計,兩旁的引擎罩便可以採用較修長式的低風阻
設計。此特點除可以更提高行車穩定外,乘客也能有最舒適的坐姿,還可以避免因
停泊於狹窄的車位內時而引致兩旁的引擎罩損壞。

8. 堅固耐用

「領必發」是經過精心設計和先進技術製造而成。車身、車架、龍骨及其他部件都經過
特別自動化防銹處理,噴漆工序更採用精密之 ELECTROSTATIC PAINTING。每部
「領必發」均可以帶給你漫長歲月之駕駛樂趣。

9. 強勁引擎

進器管和排氣管道經過最新改良後,配合高扭力波箱,從靜止至高速,更得心應手。

引 擎：中置式強制空冷二行程 齒 輪 箱：4 速同步齒輪和離合器

單汽缸引擎 油 箱 容 量：8.1 公升

汽 缸 容 量：198cc 7.3 比 1 龍 骨 車 架：中置式整條圓鋼管

汽缸直徑/行程：66×58(mm) 長 × 寬 × 高：1800×680×1012(mm)

汽 油：汽油混合機油 避 震 器：前輪雙管和後輪單管

最 高 時 速：每小時120.8公里 油壓及彈簧避震

引 擎 馬 力：英制11.9匹每秒6200轉 制 動 / 車 輪：前後鼓型,輪胎3.5×10


耗 油 量：每公升36公里 淨 重：118公斤



Lambretta

GP 150/200





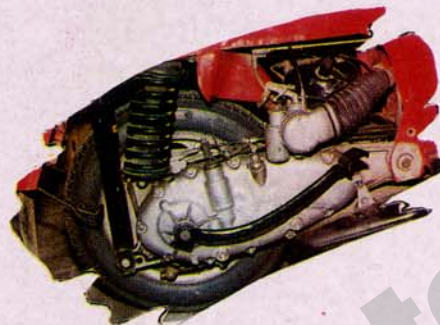
CONTROL & HEADLAMP

For effortless control; Frictionless cables, specially profiled hand grips & control levers. The rectangular 12V powerful head lamp for better illumination of the road, thus safe driving even in night. Octagonal Head Lamp also available




DUAL SEAT

The dual seat of height density polyurethane foam with antivibration plate, is longlasting and provides comfortable riding. Hard Italian style Dual seat available



ENGINE

Whether idling or at top speed, it always leaves the environment clean. It has already passed emission control tests in many countries including EPA regulation of USA.



SUSPENSION

The trailing link type front suspension with two hydraulic shock absorbers for comfortable riding even on rough roads. Fixed Front mudguard, original Front Suspension Italian Style also available.

TECHNICAL CHARACTERISTICS & PERFORMANCE DETAILS

	Grand Prix 150	Grand Prix 200
PERFORMANCE		
Max Speed	80 kmph	120.8 kmph
Acceleration	0-60kmph in 12.75 seconds	0-60 kmph in 11.50 seconds.
Max. Engine Output	9.6 bhp at 6300rpm.	11.9 bhp at 6200 rpm
ENGINE		
Cylinder Capacity	148 cc	198 cc
Bore & Stroke	57 x 58 mm.	66 x 58 mm
Compression Ratio	7.8 :1	7.3 :1
Fuel	Petrol oil mixture.	Petrol oil mixture.
GEAR BOX		
Transmission	4 speed Constant mesh	4 speed Constant mesh
Clutch	Chain Drive	Chain Drive
	Multi disc, oil immersed.	Multi disc, oil immersed.
TANK CAPACITY	8.1 litres	8.1 litres
FRAME		
Type	Steel tubular chassis	Steel tubular chassis
Wheelbase	1292 mm	1292 mm
Max. length	1800 mm	1800 mm
Max. width	680 mm	680 mm
Max. height	1012 mm	1012 mm
Seat height	772 mm	772 mm
SUSPENSION		
	Front : trailing links with hydraulic shock absorber.	Front : trailing links with helical springs and shock absorber.
	Rear : swinging crankcase and shock absorber unit.	Rear : swinging crankcase and shock absorber unit.
BRAKES	Drum type	Drum type
UNLADEN WEIGHT	118 kg.	118 kg.
SEATS	Dual	Dual
TYRE	3.50 x 10	3.50 x 10



Scooters India Limited

Post Bag No. 23, Sarojini Nagar P.O.
Lucknow - 226 008. (U.P.) INDIA.



İTALYAN EFSANESİ

ÖZEL TURBO FANLI SOĞUTMA KOMPLE ÇELİK GÖVDE, ÇELİK ŞASE

Lambretta GP 200 SCOOTER



TEKNİK ÖZELLİKLERİ



◆ MOTOR

İki zamanlı tek silindri güçlendirilmiş fanlı hava soğutmalı.

◆ YAKIT

Yağ benzin karışımı benzine % 4 oranında iki zamanlı motor yağı karıştırılır.

◆ SİLİNDİR HACMİ : 198 c.c.

◆ PİSTON ÇAPI ve STROKU

66 mm x 58 mm.

◆ SIKIŞTIRMA ORANI : 7.3 : 1

◆ ATEŞLEME SİSTEMİ

Klasik Platinli

◆ GÖVDE ve ŞASE :

Komple çelik gövde komple çelik şase

◆ VİTES :

Değişmez ağız gözlü yağ banyolu 4 vitesli dişli sistemi

◆ AZAMI SÜRAT : 120.8 km / h

◆ FREN :

Genişleyici tip el ve ayakta kablo ile kontrollü

Ön Fren : Direksiyon üstünde sağ elcik ile

Arka Fren : Alt gövde üstünde ayak pedalı ile

Kampanalar : Hafif alaşımli soğutucu kanatlı arka kampana ile yine hafif alaşımli ön kampana ve sert alaşımli balatalı

◆ ÖLÇÜLER

Tam Uzunluk : 1800 mm.

En : 680 mm.

Yükseklik : 1012 mm.

İki tekerlek arası mesafe : 1292 mm.

◆ TOPLAM AĞIRLIK : 115 Kg.

◆ BENZİN DEPOSU : 8,10 Lt.

◆ YAKIT TÜKETİMİ (Normal Test Şartlarında) : 25,0 km / lt.

◆ ELEKTRİK SİSTEMİ : 6V.

◆ LASTİK : 3,5 x 10 (4 kat)



Türkiye Distribütörü
OTOSER A.Ş.

Mithatpaşa Caddesi No: 28/16 ANKARA
Tel: (4) 435 56 66 - 435 56 67 Fax: (4) 431 35 44



Lambretta

GRAND PRIX 150

Performance

Maximum speed

Acceleration

Power Output

Fuel Consumption

Engine

Type

Cylinder Capacity

Bore & Stroke

Compression Ratio

Fuel

Gearbox

Transmission

Clutch

Tank capacity

Frame

Type

Wheelbase

Max length

Max width

Max height

Seat height

Suspension

Brakes

Kerb weight

Tyres

62.4 mph.

SS 1/4m 21.6 secs.

9.27 bhp

86.2 mpg.

Air cooled 2 stroke single cylinder

148 cc

57 x 58 mm

8.25 to 1

Petrol/oil mixture 25 to 1

4 Speed constant mesh.

Chain drive in oil bath.

Multi disc in oil bath.

1.78 Gallons (8.1 litres).

Tubular steel chassis.

5.8 in (1292 mm)

70.8 in (1800 mm)

26.8 in (680 mm)

39.8 in (1012 mm)

30.39 in (772 mm)

FRONT: trailing links with helical springs.

REAR: swinging crankcase and shock absorber unit.

Drum.

264 lbs.

3.50 x 10



Lambretta has become a legend in its own lifetime. The latest genuine Grand Prix 150 models, continue the famous tradition.

Exceptionally low running costs against any car, light handling, manouverability and ease of parking, make the Grand Prix 150 a commuting favourite. It's fun and fashionable.

Think Grand Prix 150 Lambretta. The in machine.

Specifications and colours of all models are liable to change without prior notice. Please contact your Lambretta dealer before purchasing.

Genuine

Lambretta

LAMBRETTA Sole UK Concessionaires Two Four Accessories Limited, 53 Clapham Common Southside, London SW4 9BU.

FIT ONLY

Genuine

Lambretta ACCESSORIES



Commuting or shopping, the accessories illustrated may be of particular interest.

Large capacity rear carrier with spare wheel location.

Passenger backrest, wind-shield and floor mat.

Legshield located bag, removed by a single press stud, carried by hand, or shoulder straps.

150
GRAND PRIX
200