

Threewheeler

Lambretta 175 II

Instruction Manual

INNOCENTI

SOC. GENERALE PER L'INDUSTRIA METALLURGICA E MECCANICA

MILANO

NEW YORK

PARIGI

ROMA

LONDRA

CARACAS

INNOCENTI

motor division



motor division

*We are honoured and pleased to welcome you amongst the owners of a **LAMBRETTA 175 li - second series** Threewheeler and appreciate your choice of our product.*

*Your **175 li - second series** Threewheeler was designed and built in our works and has reached you after exacting checks and tests, thus ensuring the perfection and warranty of our product.*

The life of your Threewheeler depends very much on the use and maintenance you give it. We have here, briefly summarised some fundamental hints and instructions which we feel will help you in knowing and making the most of your new machine.

Remember we have created in this country and throughout the world a network of Authorised Lambretta Service Dealers, with trained personnel and fully equipped with tools and original spare parts to ensure the perfect functioning of your machine. Accept our advice and take advantage of their skill and expert knowledge at any time, bearing in mind that every member of this great Lambretta Organisation is at your service.

CONTENTS

Identification of the vehicle	Page 5
Keys	» 6
Controls	» 7
SERVICE INSTRUCTIONS	
During running-in period	» 11
Fuel - Fuel tank	» 11
Wheels	» 12
Brakes	» 13
Clutch	» 14
Headlamp adjustment	» 14
Rectifier and fuses	» 17
Use of steering lock	» 18
Luggage box and tools	» 18
Starting, running, stopping	» 18
Lubrication Chart	» 24-25
PERIODIC MAINTENANCE	
Every 4 weeks	» 22
Every 1,200 miles	» 22
Every 2,500 miles	» 26
Every 3,750 miles	» 28
Cleaning of vehicle	» 29
When vehicle remains out of use for long periods	» 29
TROUBLE CHART - A guide to assist in tracing and rectifying common faults	
	» 30
MAIN FEATURES	
Vehicle	» 33
Frame	» 33
Cabin	» 33
Wheels and Brakes	» 34
Rear Axle	» 35
Electrical system	» 35
Engine	» 36
Carburettor	» 36
Wiring diagram	» 37-38
Brake layout	» 39-40
Gear Box	» 41
Performance	» 42
LAMBRETTA AGENTS	» 43




Fig. 1

Lambretta THREEWHEELER 175 li - second series
with open body



Fig. 2

Lambretta THREEWHEELER 175 li - second series
with Box Body





Fig. 3

IDENTIFICATION OF THREEWHEELER

The frame and engine numbers, which serve to identify your three-wheeler in accordance with the Rules and Regulations are stamped as shown in figures 3 and 4.

When ordering spare parts both numbers should always be quoted.

Fig. 4







Fig. 5

KEYS

The set of keys supplied with your threewheeler is for the R. H. door handle, fig. 5, and for the main switch on the dashboard in front of the handlebars, fig. 6.


Each key has a number stamped on it and the same number is stamped on the lock, so that in case of loss a replacement can be obtained by quoting the appropriate number.

Fig. 6



CONTROLS

Fig. 7 shows the controls on your threewheeler. They are:



On the Handlebar

Right hand - Throttle twist grip and front brake lever, horn button, headlamp switch and direction indicator flasher control (the flasher telltale bulb is fitted on the left hand side of the dashboard - Red light).

Left hand - Clutch control lever and gear change control.

Centre - On the centre of the handlebar (towards the driver) is fitted the steering damper knob.

On the Dashboard Control Panel

Left hand - Main switch with five positions, which are:

O - Key straight - Vehicle at standstill, lights out, engine still.

ST - Key turned to left - Pilot, parking and rear lights on; for parking in non-illuminated zones. (Tell tale bulb on dashboard Right hand - Green colour).

1 - Key turned to Right (1st position) - Day running with lights out.

2 - Key turned to Right (2nd position) - Night running, Pilot, parking and rear lights on. (Green light on dashboard).

3 - Key turned to Right (3rd position) - Headlamp, parking and rear lights on, for night running in dark areas. (Headlamp beam control on R.H. twist grip).

The key can be extracted when in positions « O » or « ST ».

Around the switch - Parking light indicator bulb (green light).

Ignition - Indicator Bulb (orange intermittent light).

Right hand - Speedometer (with drive box or gear box).

On the Dashboard

Right hand side - Fuel tank cap.

Left hand side - Choke control knob (to be used only when starting on cold engine). Rotate knob half turn.

Under Fuel Tank

Three way Petrol tap (fig. 8) with the following positions:

C = Closed.

A = Open.

R = Reserve.

C = Closed

A = Open

R = Reserve

Fig. 8



When machine is not in use it is advisable to put tap lever to C (Closed position).

When reserve is turned on there remains 2 pints of petrol, sufficient for about 15 miles.

Left hand side - Choke button - to be used only when starting with cold engine.

On the main frame strut in cabin

Right Hand side - Reverse gear lever (the lever must only be used when vehicle is at standstill and gear change control in neutral). (To reserve, see page 21).

Left Hand side - Rear wheel hand brake lever. This control fitted with stop blocks the machine when parking, but can be used during running in case of emergency.

On Right hand footboard

— Rear Brake Pedal (Hydraulic Brakes).

On left of bonnet

— Kickstart pedal. (Before using the pedal ensure that the gear control is in neutral, insert main switch key and turn to day running position - 1).

On Left hand side of cabin

Rear mirror.

SERVICE INSTRUCTIONS

During running-in period

(During first 900 miles) Keep strictly to the following rules:

- Use a mixture of 4 % Oil (BP-Energol Two Stroke) and good standard petrol.
- Do not exceed the following speeds:

	1st	2nd	3rd	4th
m. p. h.	6	12	19	25

- Do not maintain these maximum speeds for long periods.
- Do not climb hills in full throttle.
- Take great care **not to overheat** your engine.
- Take great care to have your machine fully serviced as per the service schedule at the correct time, by one of the authorised service agents.

Remember that the life of your vehicle depends entirely on the running-in schedule being properly maintained.

Fuel - Fuel tank

The correct fuel mixture to use during and after the running in period is a 4 % (25-1) BP-Energol Two Stroke petrol mixture.

The fuel tank contains a total of 2½ gallons (11.5 litres) of which 1¾ pints are reserve, sufficient to cover about 15 miles. (For tap lever position see fig. 8).

Wheels

Tyres - front 4,00 x 8"; rear 4,00 x 8" T (The T mark indicates Heavy Tread tyres for commercial vehicles).

Pressures - Front 28½ lbs/sq.in. (2 kg/cm²) - Rear 49½ lbs/sq.in. (3,5 kg/cm²).

To dismantle the front wheel

- unscrew the four dome nuts fixing rim to hub (care must be taken not to unscrew the other nuts);
- unscrew the two nuts holding hub to trailing links;
- slip wheel from links and hub, taking care not to pinch or bend the front brake.

To dismantle the rear wheels

- unscrew the four dome nuts and slip wheel from hub.

To dismantle tyre from rims

- dismantle wheel (as above);
- ensure that tyre is deflated;
- unscrew the four nuts holding the rims.

Brakes

Ensure that the brakes are kept regularly adjusted so that the wheel is completely free to rotate, but the braking effect begins immediately the lever or pedal is used.


Adjustment of the front wheel is carried out by means of the adjuster - see fig. 9.

For the rear wheels, the adjustment carried out as follows:

- **Hand controlled brake:** by means of the adjusters on cables (See fig. 10).
- **Hydraulic Pedal Control:** by means of the shoe adjusters (See fig. 10).

After adjustment of the brake shoes, check the hand control and if necessary adjust the cable tensions.

Fig. 9



To check the fluid level in the master cylinder reservoir, unscrew the reservoir cap (See fig. 11).

When it has been necessary to detach any of the hydraulic brake pipes, make sure before reassembly to eliminate any air bubbles which may have formed in the pipes.

Unscrew the air bleed screw (fig. 10) and detach caps; actuate rear brake pedal until from bleed screw only oil without water or air flows out.

Tighten screws, while brake pedal is pressed fully down and replace caps. Check fluid level in master cylinder reservoir.

A hydraulic stop light switch is inserted into one of the brake pipes.




Fig. 10

Clutch

Keep clutch control continuously adjusted so the clutch starts slipping when the lever is in the position as shown on fig. 12. The adjustment of the clutch is through the adjuster shown in fig. 13.

Headlamp adjustment

Check tyre pressure. Place a vertical screen as shown in fig. 14. Put vehicle in normal load condition. Unscrew rear V screw on lamp and rotate slightly, until the upper edge of the illuminated zone of the dipped beam coincides with the horizontal line traced on the screen.




Fig. 11




Fig. 12

1 ÷ 2 mm equal to 1/16" approx.




Fig. 13

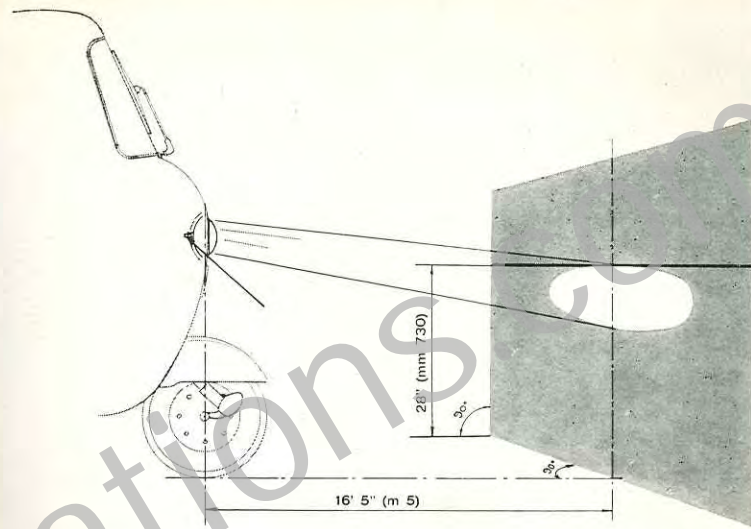


Fig. 14

Fuses

The electrical equipment Control group installed over the battery also carries a fuse to protect the battery charging circuit (fig. 16).

The protection of the other circuit is ensured by 5 fuses incorporated in the fixed junction box situated under the main control board, access to which is gained by pulling down the board hinged to the dashboard (fig. 15). A spare fuse is also supplied on the junction box.

The 5 fuses protect the following circuits:

- 1st - Rear stop lights and horn.
- 2nd - Windscreen wiper (accessory) and Indicators.
- 3rd - Headlamp.
- 4th - Front parking light and green indicator bulb.
- 5th - Read Parking Light and speedo light.

The flasher control unit is situated under the control panel.

Use of steering damper

The steering damper serves to cut down vibration and handlebar wobble when using vehicle on rough roads or at maximum speed, thus making the steering much more comfortable.

It is advisable therefore on such occasions, to gradually tighten the knob under the handlebar until the steering is comfortable. Over-tightening can make steering on bends difficult.

Tool Box

The tool box is situated on the right hand side under the dashboard, and contains the following standard set of tools:

- 1 Double ended box spanner 21 x 14 mm for spark plug and wheel nuts.
- 1 Double ended spanner 8 x 10 mm.
- 1 Screwdriver.
- 1 File (for contact points).
- 1 Spanner 11 mm.
- 1 Allen Key 10 mm for oil drain and level plugs.
- 1 Allen Key 3.5 mm for gear change cable nipples.
- 1 Tool bag.
- 1 Lifting jack.
- 1 Plate for jack (for lifting of front end).




Fig. 15

Starting - Running - Stop

To start the threewheeler:

- ensure that the gear control is in neutral and reverse gear lever in up position;
- insert key into switch and turn to position 1 (day reading) see page 8;
- open petrol tap (See page 10);
- open choke only when starting with cold engine (See page 10);

- keeping throttle at minimum, kick start machine;
- as soon as engine starts give slight acceleration to warm up;
- if choke has been used return to original position as soon as engine is running.

To move:

- release hand brake;
- with engine ticking, pull clutch lever, insert first gear by rotating gear control on left hand twist grip;
- let clutch lever out accelerating slightly to maintain engine revs;
- continue to accelerate until appropriate speed is reached to change to higher gear.

To change gear:

- close throttle;
- pull clutch lever in full;
- change gear;
- let clutch lever out slowly accelerating at the same time.
Do not hesitate to drop to a lower gear although this will reduce the speed.

To Reverse:

- put gear change into neutral;
- stop vehicle;

- lower hand lever on right hand side of cabine floor (fig. 8);
- pull in clutch lever and insert 1st gear;
- let clutch lever out and accelerate slowly.

Important - The reverse gear must only be used when vehicle is at a standstill.

To pass from reverse to forward gear:

- stop vehicle;
- pull clutch lever and shut down throttle;
- put gear into neutral;
- lift reverse gear lever;
- ensure clutch lever is still pulled in;
- insert 1st gear;
- let out clutch and accelerate slowly.

To stop engine:

- shut down throttle;
- pull clutch lever;
- put gear into neutral;;
- cut out ignition by turning key to vertical position;
- when engine is standing do not leave ignition switched on for any length of period, otherwise the H.T. Coil will overheat, and battery will discharge. The red indicator bulb on the dashboard lights up with engine at standstill or running at minimum, but it must switch off when vehicle is running.




Fig. 16

PERIODIC MAINTENANCE

Every four weeks

Add distilled water to the battery so that the liquid is 1/4" higher than the top of the plates.

To carry out this operation it is necessary to free the battery strap (See fig. 16).

Grease battery terminals with vaseline.

Every 1250 miles

Brakes - Check adjustment (See page 13).

Spark Plug - check - clean electrodes with appropriate file adjust gap to 0.5 - 0.6 mm (0.019 to 0.023").


Lubrication

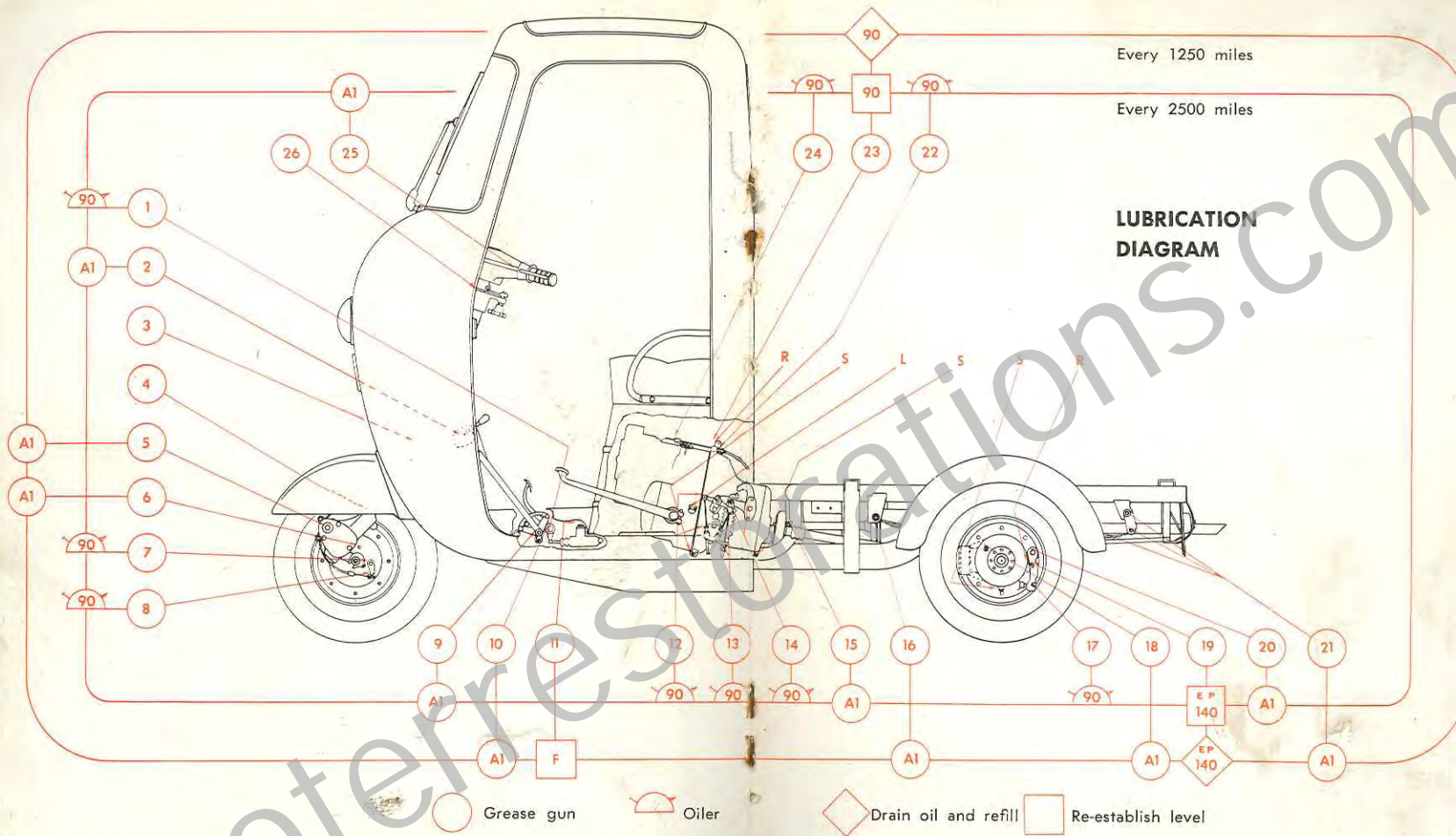
Crankcase - Re-establish level BP-Energol Gear Oil SAE 90. To do this, unscrew oil level plug (2) and oil filler plug (1), pour in oil until this flows from plug (2) (See fig. 17).

Clutch Cable adjusters
 Gear change cable adjuster and knuckles
 Rear brake cable adjuster
 Front brake cable adjuster
 Front brake shoe cam

Lubricate with
**BP-Energol Gear
 Oil Sae 90**

Fig. 17





Every 1250 miles

Every 2500 miles

**LUBRICATION
DIAGRAM**

POINT TO CHECK PERIODICALLY AND LUBRICATE — (1) Rear brake pedal - (2) Reserve gear lever joints - (5) Front suspension boxes and springs - (6) Front wheel bearings - (7) Front wheel brake shoe cam - (8) Front cable joints - (9) Rear hand brake cable joints - (10) Rear brake pedal bush - (11) Master Cylinder - (12) Gear change lever joints - (13) Gear change lever knuckles - (14) Reserve gear lever - (15) Transmission shaft sliding sleeve - (16) Leaf spring shackles - (17) Rear brake cable joints - (18) Rear wheel bearings - (19) Differential box - (20) Rear brake shoe cam - (21) Leaf spring pins - (22) Clutch cable joints - (23) Gear box - Carry out first oil change at 950 miles with BP-Energol Gear Oil SAE 90 - (24) Clutch control level - (25) Handlebar controls.

SYMBOLS: A1 = BP-Energrease A1 - EP 140 = BP SAE 140 EP - F = BP-Energol Brake Fluid 90 = BP SAE 90 Oil - R = Oil filler plugs - S = Oil drain plugs.

INSTRUCTIONS FOR SERVICE DEALERS:

Lubricate these parts when reassembling after overhaul:

1. Parts (1), (7), (8), (9), (12), (13), (14), (22), (24), (25), should be lubricated with EP-Energrease A1. - 2. Parts (3), (26), steering ball races, should be lubricated with BP-Energrease L3. - 3. Front suspension springs (4) should be smeared with BP-Energrease A1 grease before refitting. - 4. Part (15) sliding transmission shaft sleeve should be lubricated with BP-Energrease A1. - 5. Suspension leaf springs should be washed with paraffin dried and gun greased between leaves. - 6. Part (11) - Master Cylinder should be topped with brake fluid. - 7. Grease all cables through appropriate greasers before inserting inner cables.

Rear brake shoe cam
Handlebar lever knuckles
Rear brake pedal
Rear hand brake lever knuckles

} Grease with
BP-Energrease A1
or equivalent

Rear Axle Differential - To top up oil level in differential casing with BP-Energol Gear Oil EP SAE 140, unscrew oil level plug and pour in oil until level with hole.

Transmission shaft splined sleeve - Grease with gun every 1250 miles with BP-Energrease A1 or equivalent.

Every 2500 miles

Clutch control - Adjust as per page 14.

Contact Points - Clean and set to 0.35 - 0.45 mm (0.014" - 0.0175"). It is advisable to have this carried out at one of the authorised service dealers.

Flywheel Cam Grease Pad - Grease with a drop of oil.

Air Filter - Detach the filter cartridge (fig. 18) shake and clean with a low pressure air jet. Do not use petrol under any circumstances for cleaning.

Lubrication

Crankcase - Drain oil completely by unscrewing when engine is warm, the drain plug on gear box (No. 3 fig. 17) and the plug situated on the rear cover of the gear box (No. 4 fig. 19). Screw in the two drain plugs, unscrew oil inlet plug (No. 1 fig. 17) and oil level plug (No. 2 fig. 17) and pour in oil until




Fig. 18

this flows from the oil level plug. Quantity of oil needed 1 3/4 pints of BP-Energol Gear Oil SAE 90.

Differential - Drain out completely through drain plug. Screw in drain plug, unscrew filler plug and pour in oil until it reaches top of hole. Quantity of oil needed about 1/3 pint of BP-Energol Gear Oil EP SAE 140.

Front wheel Bearings - Grease by syringing with BP-Energrease A1 or equivalent.

Front suspension Box - Grease with BP-Energrease A1 or equivalent.

Leaf spring eye bolts - Grease by syringing with BP-Energrease A1 or equivalent.


Leaf springs - Wash with Diesel Oil or paraffin and inject Energrease A1 between leaves.

Rear Hydraulic Brake Control - Check and top up oil level.

Every 3750 miles

Carry out decoke of engine and clean out silencer. It is advisable to have this operation carried out by an authorised Service Dealer.

Fig. 19



Cleaning of vehicle

- Wash engine with paraffin with the help of a brush. Dry with clean rags.
- Wash painted parts and rubber parts with sponge and water. Dry with chamois leather.
- Do not use paraffin or petrol; these will damage the paint work and rubber parts.

When vehicle remains out of use for long periods

- Wash and dry vehicle thoroughly (see above).
- Drain out all the petrol from tank and carburettor.
- Clean tank and carburettor fuel filters.
- Remove spark plug and through aperture introduce a little oil into the cylinder, rotating engine two or three turns by hand at the same time, so that a protective oil film forms along the cylinder walls. Replace spark plug.
- Spread anti-rust grease over non painted parts.
- Remove battery and put in a dry place where there is no danger of freezing. Send to Service Agent for monthly recharge.
- Lift vehicle off the ground so that tyres are not in contact with ground.
- Clean and deflate tyres.
- Cover vehicle with a sheet.

TROUBLE CHART

A GUIDE TO ASSIST IN TRACING AND RECTIFYING COMMON FAULTS

Engine fails to start or stops immediately

Possible cause.	Remedy.
Irregular flow of fuel to the carburettor	clean fuel lines and filters clean out jets.
Flooded carburettor	close fuel tap, open throttle and endeavour to start. Or, unscrew and dry out spark plug, replace plug and kick start the motor.
Choke control not adjusted .	regulate through choke cable adjuster on carburettor.
Damaged carburettor float .	have it replaced at Service Agent.
(if current is reaching H. T. Lead)	
— dirty spark plug	unscrew and clean.
— electrodes non adjusted .	adjust to 0.020" - 0.025" (0.5 - 0.6 mm).

- **faulty spark plug** replace with a new one.
(if current does not reach H.
T. Lead)
- **contact breaker points** take machine to Authorised
faulty Service Agent.
- **battery run down or not** recharge or reconnect bat-
connected tery.
- **flywheel magneto or H.** take machine to Authorised
T. Coil circuits shorting . Service Agent.

Engine knocking

- Incorrect mixture** draw out and replace with
correct fuel mixture.
- Pre-ignition** clean spark plug. Decarbonise
cylinder head.
- Ignition too far advanced** . see Authorised Service Agent.

Engine misfires

- Irregular flow of fuel to the**
carburettor check and clean out fuel
lines.
- Spark plug electrode gap too**
wide re-adjust to correct gap.
- Dirty spark plug** unscrew and clean out.
- Contact points dirty or not**
adjusted clean and adjust gap between
points.

Loss of power or excessive overheating

- Weak mixture** adjust by closing slightly the carburettor air screw.
- Incorrect timing** adjust timing. Take machine to an authorised Service Station.
- Exhaust port or silencer partially obstructed** clean out port or silencer.
- Cylinder Head loose** tighten cylinder head nuts.

Reverse gear does not mesh or slips into neutral

- Control cable not adjusted** adjust cable, acting on adjuster fitted on lever box at Right Hand of the frame beam, so as to pull the cable and attain correct functioning.

Defects in Electrical system

- Red indicator Bulbs stay alight** check regulator group and battery charging circuit. Contact Service Agent.
- One or more Bulbs do not light** check fuse referring to particular circuit, if burnt substitute after having corrected short circuit. Check bulbs and earth wire.

MAIN FEATURES

Vehicle

Overall dimensions

Maximum length		
Open body type	9' 1¼"	(2770 mm)
Box body type	8' 7"	(2610 mm)
Maximum width (excluding side lamps)	4' 4½"	(1330 mm)
Maximum height		
Cabin	5' 3¾"	(1620 mm)
Open body	2' 6½"	(775 mm)
Box body	4' 7¾"	(1415 mm)
Ground clearance	4¾"	(120 mm)
Track width	3' 10½"	(1180 mm)
Wheelbase	5' 7½"	(1710 mm)

Frame

Central beam type, in steel tubing welded to a quadrilateral with over structure for fitting cabin and body - crade for spare wheel.

Front Suspension - By means of rocker arms connected to levers with end balls compressing through guide pistons two variable pitch helical springs.

Shock absorbers can be applied as an accessory.

Rear Suspension - Consists of two longitudinal multi-leaf springs, rigidly attached to the frame at the front end, and shackled at the rear.

Rear shock absorbers can be fitted as an accessory (See fig. 20).

Cabin

In pressed sheet metal with open roof, rear blind with window, dashboard, holes for fitting door hinges and rear mirror.




Fig. 20

Curved glass windscreen with rubber beading.
 Windscreen wiper hand operated (an electrical windscreen wiper can be fitted in place).
 Double seat bench over engine cover.
 Doors (Accessory - Complete with fixed glass window and glass deflectors (left hand door with normal type lock, right hand door with locking device in handle).

Wheels and Brakes

Interchangeable wheels.
 Rims in pressed steel in two halves.
 Internal expansion brakes. Cable control from right hand handlebar lever for front brake, hydraulic pedal control for rear brakes.
 Hand lever parking brakes on rear wheels.
 Tyres - front 4.00 x 8"; rear 4.00 x 8" T (T mark indicates heavy tread tyres for commercial use).
 Tyre Pressures at full load:

front	28½ lbs/sq.in.	(2 kg/cm ²)
rear	49½ lbs/sq.in.	(3,5 kg/cm ²)

Rear Axle

Consisting of:

- central differential box;
- rear axle housing;
- sliding half-shafts easily withdrawn by removal of wheel flange.

Electrical equipment

The 50 Watt (nominal) flywheel magneto feeds the 12 V - 18 Ah. battery through a rectifier-regulator group.

The charging circuit is protected by a 15 A fuse, fitted in the regulator box.

All circuits are protected by 5 fuses of 8 A each, placed under the dashboard.

The direction indicator flasher unit and the electrical windscreen wiper switch (accessory) are active only if ignition switch is inserted (with key in position 1, 2 or 3).

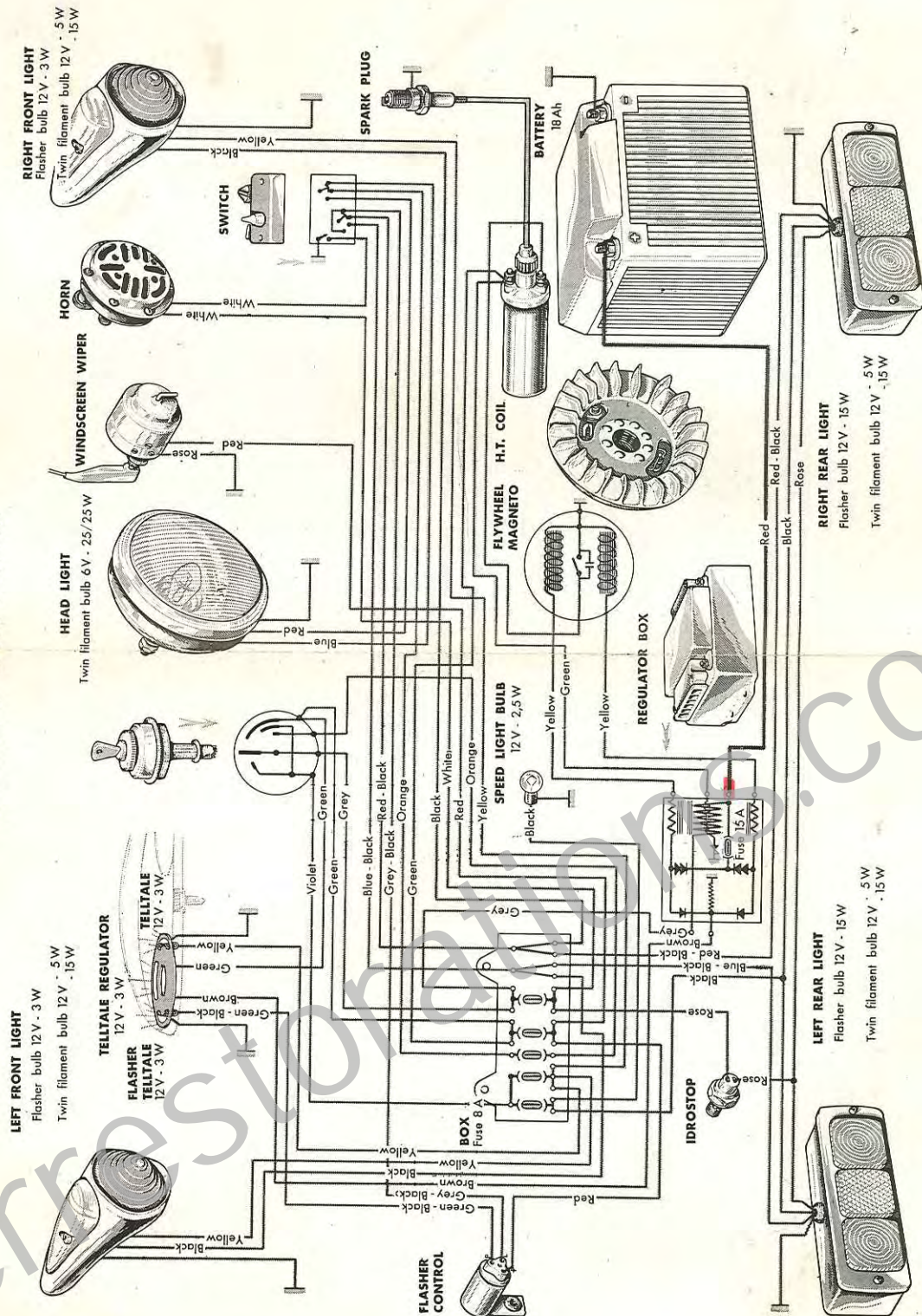
The horn and rear Stop lights circuit can be used without ignition key inserted.

The battery must always be connected, otherwise engine start can be faulty and dangerous overloading of the circuits can occur during running.

The Red indicator bulb on the dashboard lights when key is inserted and engine is still or running at minimum. It should go out when machine is in movement. Should it remain alight, this indicates that the battery is not charged. Therefore, an instant check of the circuit is important.

SCOOTERRESTORATION.COM

WIRING DIAGRAM



Bulbs

Position	Use	Quantity	Characteristics	
			Electrical	Type of Bulb
Headlamp	Dual filament Full beam & Dip.	1	12 V - 25/25 W	Spherical
Front side bulb	Parkin Indicator	2	12 V - 5/15 W	Spherical
		2	12 V - 3 W	Spherical
Rear bulb	Parking & Stop Indicator	2	12 V - 5/15 W	Spherical
		2	12 V - 15 W	Spherical
Dashboard	Tell tale Bulbs	3	12 V - 3 W	Festoon
Speedometer bulbs (Accessory)	Speedo illumination	1	12 V - 2.5 W	Cylindrical

Engine

Single cylinder two stroke, forced air cooled.

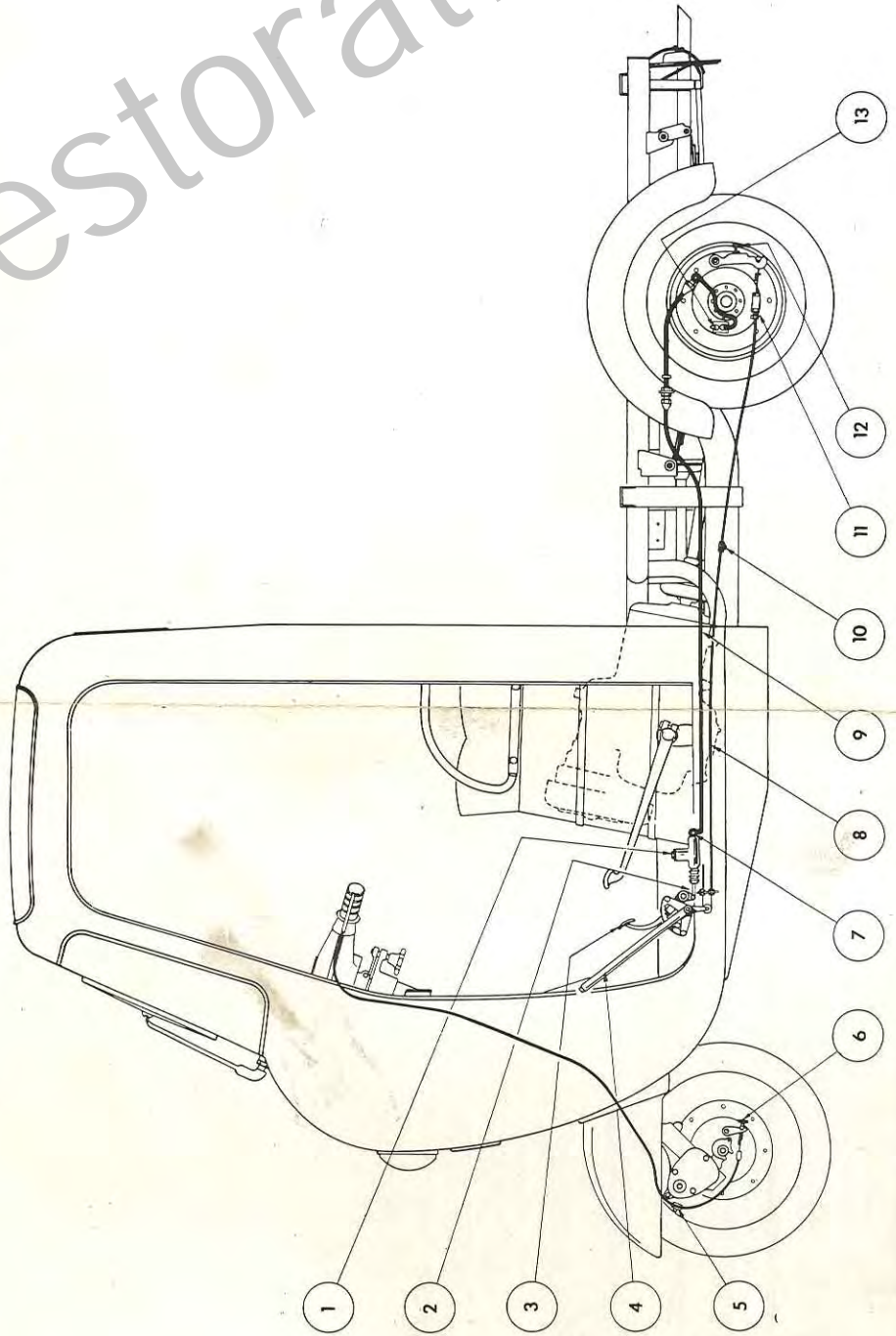
Bore	62 mm
Stroke	58 mm
Capacity	175 cm ³
Compression Ratio	7
Output	7 H.P. at 4750 R.P.M.

Carburettor

Dell'Orto MA 19 BS 5 - Cartridge type air filter:

Choke	19
-------	----

BRAKE CONTROL LAYOUT



1 Master Cylinder - 2 Adjuster - 3 Rear brake pedal - 4 Rear brake hand lever - 5 Front brake cable oiler - 6 Front brake cable adjuster - 7 Stop light switch - 8 Rear hand brake cables - 9 Hydraulic brake pipes - 10 Rear brake cable adjuster - 11 Rear brake cable oiler - 12 Front brake cable adjuster - 13 Front brake cable oiler

— Max. Jet	80/100
— Pilot Jet	40/100
— Starter Jet	55/100
— Atomizer	260/B

Ignition

By Flywheel magneto battery, external H. T. Coil, fixed advance.

Spark Plug:

- during running-inn - 225 Bosch scale heat range;
- after running-inn - 225-240 Bosch scale heat range, according to conditions.

Start

Kick start pedal (on left of bonnet).

Clutch

Multi disc type in oil bath.

Gear Box

4 speed and reverse with constant mesh gears, collated to layshaft by means of cursor.

Total transmission ratios - Rear wheel RPM/ENGINE RPM.	
1st gear	1/28.050
2nd gear	1/16.107
3rd gear	1/10.131
4th gear	1/6.850
Reverse	1/29.987

Transmission

From engine to gear box, by gears with damper. From gearbox to rear axle, by hollow shaft with splined sliding sleeves and two elastic joints.

Performance

Internal length of Body		
— Open type	4' 4½" (1330 mm)	1,33
— Box type	3' 10½" (1080 mm)	
Internal width of Body		
— Open type	4' 0½" (1230 mm)	1,23
— Box type	3' 7½" (1100 mm)	
Minimum turning Radius	7' 7" (2300 mm)	
Dry weight without doors and accessories		
— Open type	638 lbs (290 kg)	
— Box type	715 lbs (325 kg)	
Internal height of body	2' 9" (840 mm)	
Maximum pay load		
— Open body	880 lbs (400 kg)	
— Box body	836 lbs (380 kg)	
Maximum weight		
Dry weight and accessories + fuel and oil + crew + load .	1760 lbs (800 kg)	
Maximum speed		
— Empty	37.8 m.p.h. (61 km/h)	
— Full load	36 m.p.h. (58 km/h)	
Hill Climb		
— 1st gear	1 in 5 (20 %)	
— 2nd gear	1 in 9 (11 %)	
— 3rd gear	1 in 20 (5 %)	
— 4th gear	1 in 40 (2.5 %)	
Tank capacity	2½ Imp.Galls (11.5 litres)	
Consumption (to CUNA rules) at full load at 22 m.p.h. (35 km/h)	80 m.p.g. (3.5 lt/100 km)	
Range	170 miles (275 km)	

FOREIGN **Lambretta** ORGANIZATION

EUROPA

BELGIQUE - NETCO S.A.
45, rue du Lac - BRUXELLES 5

DENMARK - VILH. NELLEMANN A/S
Vestergade 55-67 - AARHUS

DEUTSCHLAND - WILHELM SCHLOTE
Admiralitätstrasse 13/14
HAMBURG 11

ESPAÑA
LAMBRETТА LОCОMOCIONES S.A.
Apartado 137 - EIBAR

FINLAND - AUTOLA O Y
Mannerheimintie, 5 - HELSINKI

FRANCE - LAMBRETТА S.A.F.
53, rue de la Faisanderie
PARIS - XVI

GREAT BRITAIN, IRELAND & GIBRALTAR - LAMBRETТА CONCESSIONAIRES LTD.
Trojan Way - Purley Way
CROYDON - Surrey

GRECE - ARISTOTE A. ZEIS & CO.
15 Charilou Tricoupi
ATHENES

ICELAND - ORKA LTD.
Laugaveg 166 - P.O.B. 1049
REYKJAVIK

IRELAND - HUET BRO'S LTD.
7/8 Bachelors Walk
DUBLIN

LUXEMBOURG - NETCO S.A.
45, Rue du Lac
BRUXELLES 5 (Belgique)

MALTA - MIZZI BROTHERS LTD.
283, Kingsway - VALLETTA

NIEDERLAND - J. LEONARD LANG'S
AUTOMOBIELBEDRIJVEN N.V.
Stadhouderskade 114 E
AMSTERDAM, Z.

NORWAY - LAMBRETТА A/S
Bygdo Alle 60 - OSLO

OESTERREICH - RUDOLF SMOLINER
Stubenring 4
WIEN I.

PORTUGAL - UNIAO DE
TRANSPORTADORES PARA
IMPORTACAO E COMERCIO LDA. -
Avenida da Liberdade 136 - 1º -
LISBOA 2

SUISSE - CILO S.A.

6, Petit Rocher - LAUSANNE

SWEDEN - LAMBRETТА AKTIEBOLAG
Odinsgatan 28 - GÖTEBORG.

AFRICA

ALGERIE

Alger - Oteina - 86, rue Sadi Carnot

Bone - J.A.K.S.

6, Rue Prosper Dubourg

Oran - C.O.D.I.V.A.

12, Rue de Nancy

CAMEROUN - KING MOTORS LTD.
B.P. 90 - DOUALA

CONGO BELGE

SEDEC MOTORS, B.P. 1037

LEOPOLDVILLE

CONGO (A.E.F.) - SOCIETE COMMERCIALE DU KOUILOU NIARI
B.L. 34 - BRAZZAVILLE (Congo)

COTE D'IVOIRE - COMPAGNIE FRANCAISE de la COTE D'IVOIRE
B.P. 1271 - ABIDJAN

DAHOMEY - WALKDEN J. & CO.
B.P. 24 - COTONOU

EGYPT - PAUL ZERVUDACHI & CO.

12, rue Sidi - El - Khiashi

(Kom - El - Dick) - ALEXANDRIE

ERITREA - ETHIOSTOCK LTD.

Av. Iteghé Taitù, 48 - 50

ASMARA

ETHIOPIA - PAUL RIES & SONS

(ETHIOPIA)

123 Wavell Street - Addis ABEBBA

GABON (A.O.F.)

HATTON & COOKSON

LIBREVILLE

GHANA - A.G. LEVENTIS & CO. LTD.
P.O.B. 642 - ACCRA

GUINEA ESPANOLA

MARTINEZ HERMANOS LTDA.

Avenida Rodriguez y Haya

Apartado 42 - BATA.

GUINEE FRANCAISE

COMPAGNIE DU NIGER FRANCAISE

B.P. 619 - CONAKRY

KENYA - F. BOERO & CO. (E. A.) LTD.
Coronation Avenue - P.O.B. 30499
NAIROBI
LA REUNION - S.TE. SAMAT
1 Pointe des Galets
ST. DENIS DE LA REUNION
LIBIA - GENERAL OVERSEAS LIBICA
26 Sciarra Sanaa - TRIPOLI
MADAGASCAR
LANDIS MADAGASCAR
B.P. 633 - TANANARIVE
MADEIRA ISLANDES
LEACOCK & C.IA LTDA
Caixa Postal 24 - FUNCHAL
MAROC - FORGES DE BAZAS
31, rue de Bazas
CASABLANCA
NAURITIUS - ADAM & CO. LTD.
1, Queen Street
PORT LOUIS
MOCAMBIQUE - SOCIEDADE COMERCIAL ITALO-MOCAMBICANA LDA.
Avenida 5 de Outubro, 58
Caixa Postal 1209
LOURENÇO MARQUES
NIGER (A.O.F.)
COMPAGNIE DU NIGER FRANÇAIS
NIAMEY
NIGERIA
LEVENTIS MOTORS LIMITED
P.O.B. 159 - LAGOS
NYASALAND
ROAN MOTORS (PVT.) LTD.
13th Ave. Rhodes Street -
P.O.B. 287
BULAWAYO (Southern Rhodesia)
RHODESIAS
ROAN MOTORS (PVT) LTD.
Leander Hotel Bldgs
130 Rhodes St.
13/14 Avenue
P.O.B. 287
BULAWAYO (Southern Rhodesia)
SENEGAL-MAURITANIE
S.A. FENWICK
Av. Gambetta 6 - DAKAR
SIERRA LEONE
of SIERRA LEONE L.T.D.
Motor Division - FREETOWN
SOMALIA ITALIANA
FRANCESCO BOERO
Casella Postale 23 - MOGADISCIO
SOMALIE FRANCAISE
ANCIENS COMPTOIRS RIES
P.O. Box 106 - DJIBOUTI
SOMALILAND (BR.)
PAUL RIES & SONS LTD.
BERBERA - HAGEISHA
SUDAN FRANÇAIS
MAUREL FRERES S.A.
B.P. 154 - BAMAKO

SOUTH HEST AFRICA
M + Z MOTORS &
ENGINEERING LTD.
P.O. Box 192 - WINDHOEK

UGANDA
F. BOERO & CO. (E.A.) LTD.
30, Jinja Road, Private Bag
KAMPALA

UNION OF SOUTH AFRICA
LAMBRETTA SALES (Pty) LTD.
P.O.B. 7577 - JOHANNESBURG

TANGANYIKA
F. BOERO & CO. (E.A.) LTD.
Ingles Street - P.O.B. 20479
DAR-ES-SALAAM

TANGER - TAWOR S.A.
Avenue de Rabat 2 - TANGER

TCHAD - S.TE COMMERCIALE DU
KOUILOU NIARI
B.P. 476 - FORT LAMY

TOGO - UNITED AFRICA CO.
B.P. 345 - LOME

TUNISIE
LA TUNISIENNE AUTOMOBILE
8, rue de Grèce - TUNIS

ZANZIBAR
F. BOERO & CO. (E.A.) LTD.
Coronation Avenue - P.O.B. 30499
NAIROBI (Kenya)

ASIA

ADEN
PAUL RIES & SONS (ADEN) LTD.
ADEN

BAHREIN (Islands)
AHMED SAYD HASHIM
AL-GHARABALLY
P.O.B. 98 - KUWAIT
P.O.B. 191 - Manama - BAHREIN

BRITISH NORTH BORNEO
BORNEO MOTORS LTD.
70, Orchard Road - SINGAPORE, 9

CAMBODGE - CHAKRAVILI S.A.R.L.
Boîte Postale no. 65
115 Phlaurv Preah Monivong
PHNOM-PENH

CEYLON - COLONIAL MOTORS LTD.
297 Union Place - COLOMBO 2

COREA
ITALIAN TRADING OFFICE
P.O.B. 65 - Central Post Office
SEOUL

CYPRUS
G. TH. PIERIDES & SON LIMITED
42-44 Phaneromeni Street
P.O.B. 9 - NICOSIA

FORMOSA (Taiwan)
YUNG DAH TRADING CO. LTD.
55, Po Ai Road - TAIPEI

GOA (Indias Portuguesas)
NACHINOLCAR LTDA.
Apartado 45-13 Praça do Comercio
GOA

DAMAO & DIU
JAGATKANT -
HARAKHCHAND
DIU

HONG KONG - GILMAN & CO. LTD.
P.O.B. 56 - HONG KONG.

INDIA - AUTOMOBILE PRODUCTS
OF INDIA LTD.
Agra Road
BHANDUP - BOMBAY 78

INDONESIA - N.V. ERIKA CONCERN
Merdeka Barat 1-DJAKARTA 1/22

IRAN - SOC. AN. NOUR
Avenue Lalezar - TEHERAN

IRAQ
AFRICAN IRAQI TRADING CO.
P.O.B. 17 - BAGHDAD

ISTRUEL - VE-SRA
VEHICLE TRADING CO. LTD.
25 Derech Petach Tikvah
P.O. Box 4659 - TEL AVIV

JAPAN - KOTOBUKIYA SHOTEN
75-3 Chome, Kyobashi-Higashi-Ku
OSAKA

KUWAIT (Arabia) - BARRAK ABDUL-
MOHSIN ALAQYL & CO.
P. O. Box 533 - KUWAIT (Arabia)

LAOS - XANG SAM TOO
Comptoir Import et Export
Amédée Bourzay - B.P. 171
VIENTIANE

LIBAN - IBRAHIM R. AUDI
11, rue Patriarce Hoyek
Boîte Postale 316 - BEYROUTH

MALAYA - BORNEO MOTORS LTD.
70, Orchard Road - SINGAPORE, 9

OKINAWA
OKISHIBA TRADING COMPANY
190 Matsuo
NAHA, OKINAWA

PAKISTAN
West: SHANAWAZ LIMITED
Victoria Road
KARACHI 3
East: SHAHNAWAZ (EAST PAKI-
STAN) LTD.
Bawany Buildings
36 Jinnah Avenue
RAMNA, DACCA

PHILIPPINES - NATIONAL MER-
CHANDISING CORPORATION
3111 Nagtahan Street
SAN MIGUEL, MANILA

SARAWAK - SINGAPORE

SAUDI ARABIA
SAMI KUTBI & BROTHERS
P.O. Box 247 - JEDDAH

SINGAPORE - BORNEO MOTORS LTD.
70, Orchard Road - SINGAPORE, 9

SYRIE - ESTEFANE & CIE.
B.P. 415 - DAMAS.

THAILAND - BERLI, JUCKER & CO.
1136 New Road - P.O. Box 173
BANGKOK

TURQUIE - FRATELLI ALIOTTI
P.O.B. 362
Gazi Bulvari 28 - IZMIR

Etablissement ARCHIMIDIS
B.P. 832, Galata, ISTAMBUL

VIETNAM - VINACO S.A.R.L.
Boîte Postale 409
35, rue Phu-Kiêt - SAIGON

YEMEN
PAUL RIES & SONS (ADEN) LTD.
HODEIDAH

N. AMERICA

BERMUDA - THE BERMUDA MOTOR
& CYCLE ACC. CO. LTD.
The Lucas House - HAMILTON

CANADA

Alberta
ALBERTA CYCLE & MOTOR CO.
10313 - 96th Street - EDMONTON

Manitoba
NORTHWEST CYCLE & MOTOR CO.
551, Logan Avenue - WINNIPEG

Newfoundland
ADELAIDE MOTORS LTD.
New Gower at Adelaide Street
ST. JOHN-S

Ontario
PERCY A. Mc BRIDE LTD.
69, Queen Street East - TORONTO

Quebec
BENTLEY'S CYCLES & SPORTS LTD.
2087, Bleury Street - MONTREAL

MEXICO - LAURENCE P. SOURS
Av. Morelos 89 - MEXICO 1, D.F.

UNITED STATES OF AMERICA

INNOCENTI CORPORATION
LAMBRETTA DIVISION
43 West - 61st Street
NEW YORK 23, N.Y.

Western States Part Distributors:
HARRISON-RENO
201 N. Sycamore Street
SANTA ANA, CALIFORNIA.

S. AMERICA

ARGENTINA - SIAM DI TELLA LTDA
Florida 602 - BUENOS AIRES

ARUBA (Holl. Antillen)
VIANA AUTO SUPPLY
& TRADING CO.
P.O. Box 362 - ARUBA

BAHAMAS - BAHAMA ENGINES LTD.
P.O. Box 1658 - East Bay Street
NASSAU

BOLIVIA - MONTELLANO Y CIA.
Casilla 1015 - LA PAZ

BRASIL

LAMBRETTA DO BRASIL S.A.
Rua 24 de Maio 208 - 9º andar
Caixa Postal 2506
SAO PAULO

BRITISH WEST INDIES**Barbados**

BOTTLERS (BARBADOS) LTD.
BRIDGETOWN - Bay Street

Cayman Islands

KIE OF MANUS CO. LTD.
Cardinal Avenue
GEORGETOWN (Grand Cayman).

Jamaica - GERRY ATTECK

23 Halfway Tree Road

KINGSTON 5, JAMAICA

St. Kitts

S.L. HORSFORD - ST. KITTS

Trinidad - F.T. FARFAN & SON

30, St. Vincent Street

PORT OF SPAIN

CHILE - E.M.S.S.A.-Equipos Mecanicos

SALFA SIAM S.A.

Avda. Bulnes 94

SANTIAGO

COLOMBIA

AUTOTECNICA COLOMBIANA LTDA

Carrera 50 - N. 37/15

Apartado Aéreo 1066 MEDELLIN

COSTARICA - PAN AMERICAN

TRADING CO. LTD.

(PANATRA LTDA.) - P.O.B. 2018

SAN JOSE.

CUBA

IMPORTADORA TODORUEDA S.A.

Marina 107 - LA HABANA

ECUADOR

DONIEL CADENA & HIJOS

Apartado 229 - QUITO

ALVAREZ BARBA HNOS. & CIA.

P.O.B. 567 - QUITO

EL SALVADOR

FREUND DE EL SALVADOR S.A.

Apartado Postal 82

SAN SALVADOR, El Salvador, C.A.

GUADELUPES (Antilles Fr.)

COMPTOIR BOREL & GERARD

18, Rue Frébault - POINTE A PITRE

GUATEMALA

IMPORTADORA EUROPEA

CARLOS O. Cordon

11 C. 4-15, Zona 1

GUATEMALA CITY

GUYANA (Br.)

THE AUTO SUPPLIES CO.

30 Hadfield & Lombard Street

GEORGETOWN, Demerara.

GUYANA (Holl.)

HANDELMAATSCHAPPIJ I. FER-

NANDES & SON - N.V.

P.O.B. 1834

PARAMARIBO (Surinam)

GUYANE (Fr.)

C.C.A.F. TANON & CIE.

9, Chaussée Sarlines - CAYENNE

HAITI - LUCIANI BEHRMANN

Rue du Mag. de l'Etat

PORT AU PRINCE

HONDURAS

AGENCIAS PAN AMERICANAS

Apartado Postal n. 420

TEGUCICALPA, D.C.

MARTINIQUE

M. CLAUDE DENEUVILLE

Garage Renault - FORT DE FRANCE

NICARAGUA

FRANCISCO MANTICA Y CIA LTDA

Apartado Postal 789 - MANAGUA

PANAMA

SPARTON S.A.

P.O.B. 3415 - Ave. 7a Central 26-109

Ave. « B » No. 56 - PANAMA R.P.

PARAGUAY - NICOLAS PORZIO

Calle Palmas, 289-295.

ASUNCION

PERU' - NIZZOLA & CO. S.A.

Carabaya 801 - Casilla 907

Edificio Encarnation

Av. Brasil, 190 - LIMA

PUERTO RICO

MARTORANI MOTORS INC.

Av. Ponce de Leon 1402

SANTURCE

REPUBLICA DOMINICANA

GUILLERMO A. RISK C. Por A.

30 De Marzo No. 9 - P.O.B. 213

GUIDAD TRUJILLO

URUGUAY

SIAM TORCUATO DI TELLA S.A.

Av. Uruguay 1123 - MONTEVIDEO

VENEZUELA - IVENSA INTERNA-

CIONAL VENEZOLANA

Esq. Puente Yames,

Edif. Puente Yames

Apartado 4393 - Correos del Este

CARACAS

OCEANIA**AUSTRALASIA**

LAMBRETTA DISTRIBUTORS

(A/SIA) PTY LTD.

213-217 Elizabeth Street

SYDNEY, N.S.W.

FIJI ISLANDS - SUVA SCOOTERS

P.O.B. 274 - SUVA

HAWAII - ATLAS MOTORS LTD.

804, Dillingham Blvd

HONOLULU

NOUVELLE CALEDONNE

SOCIETE DE ROUVRAY

11, Ave. J. Jaurés - NOUMEA

NEW GUINEA (Austr.)

W.R. CARPENTER & CO.LTD.

O'Connell Street 16

SYDNEY (Australia)

NEW GUINEA (OII.)

NIEUW GUINEA IMPORT EN

EXPORT MAATSCHAPPIJ N.V.,

HOLLANDIA

NEW ZELAND

P. COULTS & COY. LTD.

116 Great North Road

Grey Lynn - AUCKLAND, W. 2

TAHITI - ETS. MARCEL LASSERRE

Avenue Georges Clémenceau

B.P. 487 - PAPEETE.

ITALIAN Lambretta ORGANIZATION

AGRIGENTO - Ditta SALVATORE

CAPIZZI

Via Imera 19 - tel. 21-178

ALBENGA - Ditta PETRUCCI

SPARTACO

Via Trieste - tel. 50-836

ANCONA - Cav. ALBERTO

BETTITONI

Via Giannelli 1-bis - tel. 24.947

AOSTA - VITTORIO APOSTOLO - Via

Xavier de Maistre, 20 - tel. 21-13

AREZZO - LUIGI AGNELLI

Via Garibaldi, 109 - tel. 25-24

ASCOLI PICENO - « ASCO »

ASCOLANA SCOOTER s.r.l.

di Ferruccio Petracci

Via della Repubblica, 27 - tel. 35-77

ASTI - Ditta F.lli BORIO

Corso Alfieri, 55 - tel. 30-27

AVELLINO - GIUSEPPE BELLUCCI

Corso Italia, 10

AVEZZANO (L'Aquila) - DE NICOLA

NINO

Via C. Corradini 89, tel. 21-17

BARI - Dr. R. PIERI & V. OMATI

Via De Giosa 10-12, tel. 13-494

BARI - CALABRESE & C. S.N.C.

Via Piccinni 193, tel. 10-828

BARLETTA (Bari) - NUNZIO DI LEO

Piazza Tramvia, tel. 10-67

BASSANO DEL GRAPPA (Vicenza) -

BERTI SERGIO E MARIO

Via Verci 27, tel. 23-532

BELLUNO - VITTORIO D'INCA LEVIS

& F. - Via S. Pietro 3, tel. 41-88

BENEVENTO - VINCENZO PERRIELLO

Piazza Tribunale 2/3, tel. 19-73

BERGAMO - MASSIMO MASSERINI

Via A. Maj 14, tel. 37-326

BIELLA - S.A.S. MARCELLO

RAMELLA & C.

Viale Macallé 31, tel. 23-268

BOLOGNA - C.I.S.A. S.r.l.

Via Ugo Bassi 31, tel. 266-608

BOLZANO - GARAGE TOURING

di MARIO KETTMEIR

Via Cavour 23, tel. 25-353

BORGOMANERO (Novara) - SAVOINI

GIUSEPPE & FIGLI

Corso Sempione 35, tel. 81-494

BRA (Cuneo) - F.LLI MONCHIERO

Via Vittorio Emanuele 17, tel. 30-01

BRESCIA - S.n.c. NELLO BRINIS & C.
Corso Magenta 39, tel. 50-052
BRESCIA - ARTURO PETACCIA
Via Cairoli 28, tel. 48-574
BRINDISI - OC-RA.
Piazza Cairoli 44, tel. 11-82
BUSTO ARSIZIO - MARA MARIO
Via Galilei 2, tel. 34-321
CAGLIARI - IN.CO.SA S.r.l.
Via Dante 105, tel. 49-42
CALTAGIRONE - GIACOMO GATTUSO
Via G. Arcoleo 19, tel. 14-31
CALTANISSETTA - ANTONIA
CONSENTINO IN MILITELLO
Corso V. Emanuele 164, tel. 30-41
CAMPOBASSO - NICOLANTONIO
MUCCIACCIA
C.so Mazzini 31, tel. 24-109
CARPI (Modena) - COMMISSIONARIA
LAMBRETTA CARPI S.r.l.
Via Ciro Menotti 2, tel. 61-787
CARRARA (Apuania) - BATTISTA
PIERI
Via Roma 36, tel. 29-84
CASALE MONFERRATO (Alessandria) -
Ditta CURINO TERESIO
Via A. Sobrero 11, tel. 43-24
CASERTA - AUTOMOTO CASERTANA
Via C. Battisti 38-40, tel. 21-784
CASSINO (Frosinone) - F.LLI CORVI
Via Roma 138, tel. 21-174
CASTELLAMARE DI STABIA (Napoli)
GARAGE OMNIA di F. INGENITO
Piazza Stazione Circumvesuviana,
tel. 10-57
CATANIA - S.V.A.M.
Via Crispi 201, tel. 25-384
CATANZARO - DOMENICO NASO
Via Duomo 57/59
CECINA (Livorno) - LUIGI VENTURI
C.so Matteotti 96, tel. 73-030
CESENA (Forlì) - ANTONIO
GIACOMONI & F. S.p.A.
Via C. Battisti 1, tel. 21-352
CHIAVARI (Genova) - BOGGIO
DOMENICO
Piazza N. S. dell'Orto 8, tel. 25-04
CIVITAVECCHIA (Roma) - LAM-
BRETTEA SPORT di TRUMPY
WALTER - Via Traiano 41/43, te-
lefono 35-22
COMO - Rag. MARIO DE MARTINI
Via Napoleona 4, tel. 28-799
CONEGLIANO (Treviso) - MODOLO
CORRADO
Via Malvolti 12/A, tel. 52-05
COSENZA - GIOVANNI GALLO fu E.
Via Montesanto, 11

CREMONA - FRANCESCHI & SCURI
Via Trento Trieste 132-134,
tel. 28-92
CUNEO - CHIANDALE FRANCESCO
Corso Gesso 11-bis, tel. 23-60
DARFO (Brescia) - ANDREA ZOP-
PETTI - Via Marconi 16, tel. 34
DOMODOSSOLA (Novara) -
SBADELLATI LUCIANO
Corso F.lli di Dio 19, tel. 22-52
ENNA - LIBORIO BRUNO & C.
Piazza Neglia 3, tel. 13-95
ERBA (Como) - CARLO VALSECCHI
Via Milano 2, tel. 61-470
ESTE (Padova) - VENDA EUGANEA
Depositi e Rappresentanze S.r.l.
Via S. Rocco 22, tel. 55-04
FAENZA (Ravenna) - S.I.M.M.A. S.r.l.
P.zza Ponte Lamone - tel. 22-058
FELTRE (Belluno) - ORESTE
BRANDALISE
Via Tezze 5, tel. 23-98
FERRARA - Dr. GULINATI C.
ALBERTO
Via Garibaldi 61, tel. 33-000
FIRENZE - Ditta SERGIO PRESENTI -
Via Cimabue 16, tel. 63-349
FIRENZE - GARAGE ZANIRATTI
di Franco Zaniratti
Via F.lli Rosselli 55, tel. 45-341
FOGGIA - SALDEST & C. S.p.A.
Via Monfalcone 100, tel. 21-019
FOLIGNO (Perugia) - PAOLO NEGRI
Via Rutili 2-F, tel. 23-36
FORLÌ - FRATELLI BAGNOLI
Viale Vitt. Veneto 31, tel. 22-084
FORMIA (Latina) - OFFICINA
GARAGE TATTA
Via Vitruvio 115, tel. 21-041
FROSINONE - FRATELLI CORVI
C.so della Repubblica 50, tel. 37-39
GALLARATE (Varese) -
FRANCO NOSEDA
Via Mercanti 8, tel. 20-139
GENOVA - S.r.l. VINELLI & C.
Piazza Dante 59/61/r, tel. 561-473
GE - SAMPIERDARENA
PARODI & C. S.A.S.
Via F. Avio, 42/R
GROSSETO - COSTANZO ARZILLA
Via Gramsci 2, tel. 28-21
IMOLA (Bologna) - CREMONINI ENZO
Via Emilia 243, tel. 32-62
IMPERIA - PAOLO BARNATO
Via Gareggio 2, tel. 84-02
ISERNIA (Campobasso) - Ditta
TULLIO TEDESCHI
C.so Garibaldi 27, tel. 24-60
IVREA (Torino) - GUIDO ENRIELLO
Via D'Azeglio 38, tel. 41-81

LANCIANO (Chieti) - LUIGI
MERCADANTE
Corso Trento Trieste 98, tel. 71-05
L'AQUILA - CESARE FIAMMA
C.so V. Emanuele 172-174, t. 31-63
LA SPEZIA - ROSSI NELLA COZZANI
Via di Monale 106/r, tel. 25-386
LATINA - BODEMA S.r.l.
Via E. di Savoia 20, tel. 36-27
LECCE - C.I.R. di SALV. LEGGIERI
Via 95 Fanteria 3, tel. 28-05
LECCO (Como) - SPREAFICO ROMANO
C.so C. Alberto 14, tel. 24-750
LIVORNO - A.I.C.A. S.r.l.
P.zza D. Chiesa 43, tel. 34-721/2/3
LODI (Milano) - GIORGIO ESPOSTI
Via Solferino 27, tel. 30-43
LUCCA - GIOVANNI MEI
di NELLO MEI
Via Fillungo 187, tel. 60-83
LUGO (Ravenna) - MUCCINELLI
BRUNO
Via Baracca 59, tel. 20-53
MACERATA - G. BARTOLI & C. S.A.S.
Viale Trento 65, tel. 37-37
MANTOVA - ALDO MINGHETTI
Via Princ. Amedeo 26/a, tel. 59-15
MASSA - Ditta GIUSEPPE FRASSON -
Via Palestro 11
MATERA - CARMELO FODALE
Via Roma 33, tel. 12-45
MERANO (Bolzano) - MARIO MOCHI
Via delle Corse, 21 - tel. 26-330
MESSINA - GIANNETTO & CUCINOT-
TI - Via dei Verdi 20, tel. 10-705
MILANO - SESTO S. GIOVANNI
LAMBROMOTORI S.p.A.
Viale F. Testi - ang. Via Masa-
niello 89, tel. 2479-674 - 2479-677
2479-687
MILANO - MILANO SCOOTER S.r.l.
Via Paullo 11, tel. 580-670
MODENA - MOTORICAMBI BARBIERI
Via Virginia Reiter, 27
MONDOVI' (Cuneo) - AIRALDI STE-
FANO - C.so Statuto 14, tel. 23-74
MONZA (Milano) - GHEFER & C.
S.N.C. - Via C. Alberto 22, t. 20-30
NAPOLI - SCOOTER del Dr. L. CASTI-
NO - Via Nazario Sauro 30-32,
tel. 392-983
NAPOLI - ITALMOTOR S.r.l.
Piazza Capuana 13, tel. 352.157
NUORO - RONDONI GIACOMO
P.zza Vitt. Emanuele 5, tel. 23-24
ODERZO (Treviso) - F.lli SCARDELLA-
TO S.A.S. - Via Garibaldi 6-12,
tel. 72-100

ORTONA (Chieti) - Ditta MARINOZ-
ZI & PIERMATTEO
Piazza Vittoria 12, tel. 72-568
ORVIETO - F.lli STORTI
P.zza Repubblica 16, tel. 51-38
PADOVA - GIAMPIETRO TUROLLA
Via Foscolo 13/c, tel. 27.104
PALERMO - CO.RI. S.r.l.
Via P. Paternostro, ang. Via B.
Civiletti, tel. 47-088
PAOLA (Cosenza) - CALOMINO CU-
STODIO - Via S. Rocco - tel. 28
PARMA - CARLO PRADA
Via Petrarca 1, tel. 27-227
PAVIA - G. VENCO & C.
Via Gilardelli 14, tel. 23-228
PERUGIA - ARTURO TAGLIAMONTE
Via L. Masi, 8 - tel. 20-220
PESARO - GUGLIELMO MOCHI ZAM-
PEROLI fu LUCIANO
Via Marsala, 11/13
PESCARA - RADAR di VITTORIO
LUCIANI
C.so Vitt. Emanuele 221, tel. 22-625
PIACENZA - BARIOLA BRUNO
& FRANCO S.A.S.
Via Colombo 44, tel. 21-247
PINEROLO (Torino) - CAROSSO GIU-
SEPPE - Via Saluzzo 2, tel. 27-08
PIOMBINO (Livorno) - CRISTIANINI
ALDO - C.so Italia 76, tel. 22-68
PISA - LIVIO DEL SEPPIA & C.
Via C. Cattaneo 1/r, tel. 23-025
PISTOIA - EMPORIO DELL'AUTO
C. Vitt. Emanuele 23, tel. 25-44
PONTREMOLI
Ditta ANDREINI & PINOTTI
Piazza Duomo 9, tel. 41-126
PORDENONE (Udine) - MOTOTECNI-
CA - C. Garibaldi 42, tel. 23-22
PORDENONE (Udine) - BRISOTTO
BRUNO - C. Garibaldi 31, t. 26-13
PORTO SAN GIORGIO (Ascoli Piceno)
PETRACCI FERRUCCIO
Via Naz. Adriatica 235/237 -
239/241, tel. 92-48
POTENZA - F.LLI SANTANGELO
Via N. Vaccaro 12/14, tel. 15-12
RAGUSA - Ditta GIACOMO GATTUSO
Via Tenente Lena 18, tel. 31-61
RAVENNA - EVARISTO DE STEFANI
Via Rasponi 4, tel. 23-603
REGGIO CALABRIA - S.A.M.O.R. S.r.l.
Viale Amendola 29, tel. 11-83
REGGIO EMILIA - S.C.I.A.M. Fratelli
GRISENDI - Via E. San Pietro 55,
tel. 22-676

RIETI - ANGELETTI AGOSTINO
Via Battistini, 1/c

RIMINI - ADRIATICA SCOOTERS di
Ing. F. CAVARA & G. VETTORI
P. 3 Martini 45, tel. 22-879

ROMA - S.A.R.M.A. S.r.l.
Via S. Nicolò da Tolentino 5,
tel. 471-251

ROVERETO (Trento) - MANICA
EMILIO
Via Dante 43-45, tel. 23-778

ROVIGO - MOTORICAMBI POLESANA
di SIGOLO RINO
Corso del Popolo 32, tel. 56-19

SALERNO - GUIDO IANNONE
C.so Garibaldi - Pal. Iannone 1223

SALO' (Brescia) - FRANCESCHI ATTI-
LIO - Via S. Carlo 19, tel. 24-31

SALUZZO (Cuneo) - MIOLANO FRAN-
CESCO - Viale del Tram, tel. 23-56

SAN MARINO - A. RIGHI
Piazza del Mercato 129, tel. 163
BORGO MAGGIORE

SANREMO (Imperia) - LUIGI BRUZZO
- C.so Garibaldi 2, tel. 854-777

SASSARI - IN.CO.SA.
Via dei Mille ang. Via Muroli 11,
tel. 22-156

SAVONA - CICLI PORASSO
Corso Italia 19-21, tel. 21-926

SIENA - CAMILLO VANNOCCI
Via Piave 4, tel. 20-705

SIRACUSA - VINCENZO
D'AMICO URSO
Via dei Miracoli 39, tel. 19-58

SONDRIO - OTTORINO RUFFINI
Via Trento 6/c, tel. 29-65

SPOLETO (Perugia) - Ditta RUGGERO
CORVELLI - Via Flaminia 24,
tel. 42-43

SULMONA (L'Aquila)
ALBERTO SACCHETTA
Via Occidentale 111, tel. 21-73

TARANTO - GERARDO BARDICCHIA
Piazza Massari 10, tel. 15-85

TERAMO - F.lli DI BONAVENTURA
Piazza Martiri della Libertà 50,
tel. 52-85

TERNI - GIUSEPPE BELLI
Via Lungonero 53, tel. 29-191

TIVOLI (Roma) - BRUNO PACIFICI
Viale P. Tomei 21, tel. 30-32

TORINO - S.p.A. AUTO TORINO
Via Principe Eugenio 11
tel. 553-484

TORTONA (Alessandria)
ROLANDI RICCARDO
Via Emilia 422, tel. 81-557

TRAPANI - Ditta FONTANA PAOLO
Via G. B. Fardella 207

TRENTO - Ditta AICHNER
Via Brennero 102, tel. 23-113

TREVIGLIO (Bergamo) - O.R.V.A.M.
Viale C. Battisti 5/c, tel. 21-91

TREVISO - S.n.C. S.G.A.M.
di A. COMIRATO
Via S. Nicolò 11/13, tel. 27-121

TRIESTE - FILOTECNICA GIUCIANA
S.r.l. - Via Imbriani 16, tel. 36.613

UDINE - S.n.C. NELLO BRINIS & C.
Via Poscolle 43, tel. 27-07

UDINE
AUTOSCOOPER di OTTONE PIUSSI
Via Treppo 28/a, tel. 55-877

VARESE - C. F. BUZIO
Via Orrigoni 2, tel. 23-973

VASTO (Chieti) - SAVERIO BACCALA'
Corso Garibaldi 123, tel. 126

VENEZIA - MESTRE
GIAMPIETRO TUROLLA
C.so del Popolo, 3

VERBANIA (Novara) - VERBANIA
MOTOR di F.lli FEZZARDI S.N.C.
Via De Bonis, 11

VERCELLI - CASA DELLA MOTO
di FABIO TAVANTI
Corso Prestinari 26, tel. 34-68

VERONA - SO.VE.MO.
Volto Cittadella 18, tel. 34-580

VERONA - S.R.A.M.
Via Nizza 1, tel. 38-383

VIAREGGIO (Lucca) -
SEM DE RANIERI
Via Garibaldi 4, tel. 24-25

VIBO VALENTIA (Catanzaro)
DITTA ANTONIO ZOCCALI
Via Luigi Rozza 30

VICENZA - LEONE CHIARELLO
Porta Padova 82, tel. 23-646

VIGEVANO (Pavia)
ABELE CERASTICO
Via Ceresotti 5, tel. 25-76

VITERBO - MOTOSPORT
di P. MARINELLI
Via Orologio Vecchio 22/24,
tel. 26-40

VITTORIO VENETO (Trevise)
MARCHIO' GIUSEPPE
Via Casoni 5, tel. 32-33

VOGHERA (Pavia)
S.A.S. S. MONTAGNA & C.
Via Don Minzoni 10, tel. 52-82

ask and accept only

original spare parts

Lambretta

●
●
●
●
●
●
●
●
●
●
↑

in sealed packing
or marked
or with a
guarantee band

INNOCENTI

through its agents
supplies
original spare parts

Threewheeler

Lambretta 175 li

**Instruction
Manual**

INNOCENTI

SOC. GENERALE PER L'INDUSTRIA METALLURGICA E MECCANICA

MILANO

NEW YORK

PARIGI

ROMA

LONDRA

CARACAS

INNOCENTI

motor division