
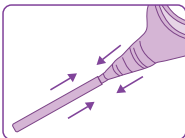
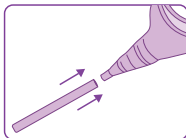


1. Pinch on both upper edges of the product and press firmly against the skin.



2. Extension Tube: Use the extension tube when needed. Just insert the extension tube into the bottom of the device, and it's ready to use.



3. Urinate into the device.



4. After use: wash thoroughly with water and then clean with rubbing alcohol.

5. After cleaning and drying, store the device in a bag.

USAGE EXAMPLES:

- Ideal for outdoor use, for pregnant women, for long periods of driving or standing, in situations with no available toilet, etc
- In situations where there is enough space to stand, it is possible to urinate in standing position without the need for an extension tube.
- When inconvenient to stand, an extension tube can be used.

Tips:

- Make sure it is sealed well before you begin to urinate.
- Wait until urination is complete before removing.
- Rinse and clean with regular hand sanitizer to prevent odors and staining.
- It's recommended to practice in the shower before first use.

Healthcare-Manager.com

Questions or comments?

Please call toll free:

1-855-822-6999 M-F 9 a.m.-5 p.m. CST

E-mail: service@healthcare-manager.com

Easy Healthcare Corporation

360 Shore Dr. Unit B, Burr Ridge, IL 60527

Made in China