



# Single Drug Screen Test Marijuana Urine Test

Catalogue No. : EDTH-114

Easy@Home® Single Drug Screen Test (Marijuana Urine Test) is a competitive binding, lateral flow immunochromatographic assay for qualitative and simultaneous detection of Marijuana (THC) in human urine with below cutoff concentration and approximate detection time:

Drug (Identifier)	Calibrator	Cut-off Level	Minimum Detection Time	Maximum Detection Time
Marijuana (THC)	11-nor-Δ9-THC-9-COOH	50 ng/mL	2 hours	Up to 5+ days

For *in vitro* diagnostic use only. For over-the-counter use only.

The test is not intended to distinguish between prescription use or abuse of the drug. Clinical consideration and professional judgment should be applied to any drug of abuse test result, particularly in evaluating a preliminary positive result.

The test provides only preliminary test results. To obtain a confirmed analytical result, a more specific alternate chemical method must be used. Chromatography/Mass Spectrometry (GC/MS) or Liquid Chromatography/Tandem Mass Spectrometry (LC/MS-MS) is the recommended confirmatory method.

## WARNINGS AND PRECAUTIONS

1. The test kit is for external use only. Do not swallow.
2. Discard after first use. The test kit cannot be used more than once.

3. Do not use the test kit beyond expiration date.
4. Do not use the test kit if the pouch is punctured or not sealed.
5. Keep out of the reach of children.
6. Do not read after 5 minutes.

## CONTENT OF THE KIT

1. Test devices, one test in one pouch. One pouch containing a test and a desiccant. The desiccant is for storage purposes only, and is not used in the test procedures.
2. Package Insert

## MATERIAL REQUIRED BUT NOT PROVIDED

1. Urine collection cup
2. Timer or clock

## STORAGE AND STABILITY

Store at 4°C-30°C (40°F-86°F) in the sealed pouch up to the expiration date.  
Keep away from direct sunlight, moisture and heat.  
DO NOT FREEZE.

## SPECIMEN COLLECTION

### WHEN TO COLLECT URINE FOR THE TEST?

The minimum detection time of Marijuana (THC) is 2 hours, urine specimens may be collected 2 hours after the suspected drug use.

### HOW TO COLLECT URINE?

Instruct the donor to void directly into the urine collection cup. Wipe off any splashes or spills that may be on the outside of the cup. It is recommended to wear gloves when handling the urine collection cup with urine specimen.

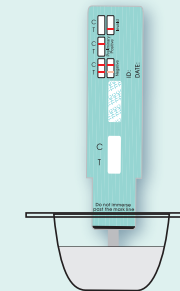
## TEST PROCEDURE

Test should be performed at room temperature 18°C-30°C (65°F-86°F).

1. Remove the test device from the foil pouch by tearing at the notch. Use it as soon as possible.
2. Hold one side of the device with one hand. Use the other hand to pull out the cap and expose the absorbent end.
3. Immerse the absorbent end into the urine specimen for approximately 10 seconds. Make sure that

the urine level is not above the marked line printed on the front of the device.

4. Re-cap the device and lay it flat on a clean, dry, non-absorbent surface.
5. Read the result in 5 minutes. Do not read after 5 minutes.



**Note: Results after more than 5 minutes may be not accurate and should not be read.**

## READING THE RESULTS

### Negative (-)

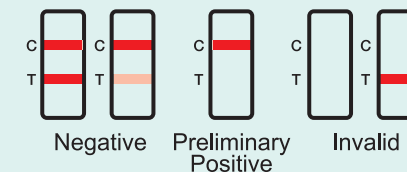
A colored band is visible in each Control Region (C) and the appropriate Test Region (T). It indicates that the concentration of the corresponding drug of that specific test zone is zero or below the detection limit of the test.

### Preliminary Positive (+)

A colored band is visible in each Control Region (C). No colored band appears in the appropriate Test Region (T). It indicates a preliminary positive result for the corresponding drug of that specific test zone.

### Invalid

If a colored band is not visible in each of the Control Region (C) or a colored band is only visible in each of the Test Region (T), the test is invalid. Another test should be run to re-evaluate the specimen. If test still fails, please contact the distributor with the lot number.



**Note: There is no meaning attributed to line color intensity or width.**

The preliminary positive test result does not always mean that a person took illegal drugs. The negative test result does not always mean that a person did not take illegal drugs. There could be a number of factors that affect the reliability of drug tests.

What Is the False Positive Test?

The definition of the false positive test would be an instance where a substance is identified incorrectly by Easy@Home® Single Drug Screen Test (Marijuana Urine Test). The most common causes of the false positive test are cross reactants. Certain foods and medicines, diet plan drugs and nutritional supplements may cause the false positive test result.

What Is the False Negative Test?

The definition of the false negative test is that the initial drug is present but isn’t detected by Easy@Home® Single Drug Screen Test (Marijuana Urine Test). If the specimen is diluted, or the specimen is adulterated that may cause false negative result.

If suspect someone is taking drugs but get the negative test results, please test again at another time.

TEST LIMITATIONS

- 1. This test kit has been developed for testing urine samples only. No other fluids have been evaluated. DO NOT use it to test anything other than urine.
- 2. Adulterated urine samples may produce false results. Strong oxidizing agents such as bleach (hypochlorite) can oxidize drug analytes. If a specimen is suspected of being adulterated, obtain a new specimen.
- 3. It is possible that technical or procedural errors, as well as other interfering substances in the urine specimen may cause false results.
- 4. This test is a qualitative screening assay. It is not designed to determine the quantitative concentration of drug or the level of intoxication.

QUESTIONS AND ANSWERS

- 1. *What does Easy@Home® Single Drug Screen Test (Marijuana Urine Test) do?*  
This test detects if Marijuana (THC) is present in urine.

The testing is done in two steps. First, test urine with Easy@Home® Single Drug Screen Test (Marijuana Urine Test). Second, if the drug test result is preliminary positive, please send the test with urine to the drug testing laboratory for confirmatory result.

- 2. *What is “cut-off level”?*  
The cut-off level is the specified concentration of a drug in a urine sample. If the concentration of a drug in urine is above the cutoff concentration, this drug test result will be preliminary positive. If the concentration of a drug in urine is below the cutoff concentration, this drug test result will be negative.

- 3. *What are drugs of abuse?*  
Drugs of abuse are illegal or prescription drugs (for example, Oxycodone or Valium) that are taken for a non-medical purpose, including taking the medication longer than doctor prescribed or for a purpose other than what the doctor prescribed.

- 4. *What are the Common Street Names for the Drug to be detected?*

Drug	Common Street Names
Marijuana (THC)	cannabinoids, weed, dank, pot, ganja, zig zag, bud, grass, hydro

- 5. *How accurate is the test?*  
The test is sensitive to drug and accurate. This test, however, is not as accurate as lab test. In some cases, certain foods and drugs may cause false positives as well as false negatives for those who use drug testing kit.

- 6. *If the test result is negative, can the conclusion be that the person is free of drugs?*  
This means that if the sample was collected properly and if the test was performed according to direction, then none of the drug screened were present in the urine.

- 7. *Does a preliminary positive screen test mean that drugs of abuse have been found?*  
This means that the test has reacted with something in the urine and the urine must be sent to the lab for a more accurate test.

- 8. *What should I do, if the lab test confirms a positive result?*  
If you have received a confirmed positive result, please consult with counselor for a proper course of action. It is important that you remain calm and do not react in a negative way to the situation. If you do not believe the test result, please consult with your physician. They will have your background medical history and be able to provide you with detailed information on both the test and the meaning of the result.

ASSISTANCE


If you have any question regarding to the use of this product, please call us toll-free at 1-855-822-6999 (Monday – Friday 9:00 a.m.-5:00 p.m. Central Time). To learn more, please visit us at: [www.healthcare-manager.com](http://www.healthcare-manager.com)


ADDITIONAL INFORMATION AND RESOURCES


The following list of organizations may be helpful to you for counseling support and resources. These groups also have an Internet address which can be accessed for additional information.  
National Clearinghouse for Alcohol and Drug Information [www.health.org](http://www.health.org) 1-800-729-6686


Center for Substance Abuse Treatment [www.health.org](http://www.health.org) 1-800-662-HELP  
The National Council on Alcoholism and Drug Dependence [www.ncadd.org](http://www.ncadd.org) 1-800-NCA-CALL  
American Council for Drug Education (ACDE) [www.acde.org](http://www.acde.org) 1-800-488-DRUG


INDEX OF SYMBOLS


Keep away from sunlight

Store between 4°C-30°C (40°F-86°F)

Keep dry

Do not re-use

Consult instructions for use

For *in vitro* diagnostic use only

Manufactured for Easy Healthcare Corporation  
360 Shore Dr. Unit B, Burr Ridge, IL USA 60527

Made in China