



A glimpse into the creative heart of today's most talented sewing & quilting artists.

Five Years in Review

The Index

2014



2015



2016



2017



2018





SCHMETZ Inspired to SEW is a wrap for 2018! Sixty (60) magazines over five years published and sew many more interviews to feature. Stay tuned!

It's true, time flies when you're having fun.

When **SCHMETZ Inspired to SEW** was first created in 2014, we committed to a year. After the first twelve monthly issues, how could we stop? Readership and shares are strong. More importantly, we see stories to be told. **SITS** is not about techniques and how-to's. Instead, we focus on the creative spirits contributing to our sewing and quilting community. We are surrounded by compelling stories revolving around the love of sewing. Our list for future interviews and features is so long, we will never publish everyone or every topic.

With this publication, #60, we celebrate five years. We created an index so you can review sewing stars and discover new talent. **SITS** is a collaboration between my friends and colleagues, Paul Ragas and Rita Farro. We enjoy shining light on the talent and stories that make our community great. We hope time flies as you are Inspired to SEW! Sew SCHMETZ & Grabbit® Too!

Rhonda

Rhonda Pierce
Spokesperson, SCHMETZneedles.com
info@SCHMETZneedles.com

In this Issue:

Sewing Star: The Index, Five Years of **SCHMETZ Inspired to SEW**
Page 3

Needle Points: Quotes

Cover: Know Your Needles —
Gold Embroidery, Quick Threading,
Hemstitch, Double Eye,
Super NonStick

Interviews by: Rita Farro
www.Ritassewfun.blogspot.com

Pictures: Provided by Paul Ragas

Layout/Design: Paul Ragas

What Inspires
YOU to Sew?



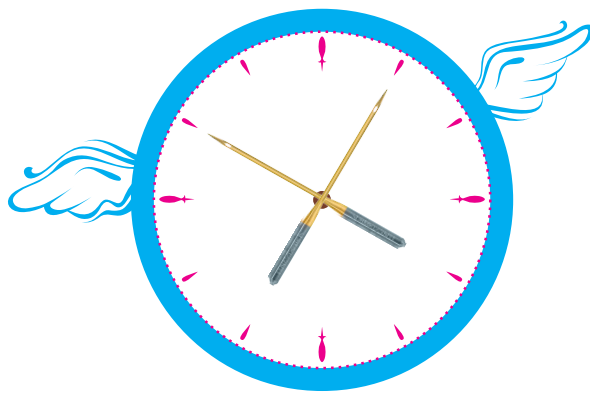
www.SCHMETZneedles.com



There's an App for That!



Sewing
Star



Time Flies When You're Sewing

Index


Issue 60



2014



#1
Pat Bravo



#2
Meg McDonald/Nancy Zieman



#3
Sarah Gunn/Pokey Bolton



#4
Jan Potter/Bonne Swett




#5
Gail Yellen/Lori Van Maanen




#6
Lauren Taylor



#7
Mark Lipinski



#8
Mary Fons/Janet Pray



#9
Rita Gramsch/Feather King



#10
Mary Mulari/Quilts of Valor



#11
EllynAnne Geisel/Joi Mahon



#12
Lynda Remmers/Annie Moody



2015




#13
Amy Barickman



#14
Eileen Roche



#15
Singer Featherweight



#16
Debra Gabel/Row by Row



#17
Joan Ford/Scrap Therapy®



#18
Pamela Leggett



#19
Kay Whitt/Shipshewana QF



#20
Shannon Fabrics



#21
Angela Clayton



#22
Brenda Miller



#23
Gail Yellen



#24
Pati Palmer

2016



#25
Cheryl Sleboda



#26
Joan Hawley



#27
Ebony Love



#28
Pat Sloan



#29
Angela Wolf



#30
Nancy Mahoney



#31
Loralee Harris



#32
Joyce Hughes



#33
Fabric Panels



#34
Pam Damour



#35
Electric Quilt



#36
Laura Coia



2017



#37
Sewing & Stitchery Expo



#38
Melissa Watson



#39
Sewing Doll Clothes



#40
In the Hoop Machine Embr.



#41
Terry McFeely/Terial Magic



#42
Weeks Ringle/Bill Kerr



#43
Annie Unrein



#44
Rob Appell




#45
Susanne Miller Jones



#46
Val Sjoblom



#47
Uecycle



#48
Kathie Stull



2018



#49
Jenny Doan



#50
Kenneth D. King



#51
Sewing Stars



#52
Katrina Walker




#53
Sewing/Quilting Retreats



#54
Joanne Hillestad




#55
Road Trip 1: Quilt Museums



#56
Road Trip 2: Quilt Shows



#57
Entering a Quilt Show



#58
Frieda Anderson



#59
Julianne Donofrio,
"Pieced Together"



#60
Five Years in Review

Needle Points with Rhonda



Carmon Henry's Needle Advice

"Whenever somebody calls me with a problem, the first thing I ask is, when is the last time you changed your needle? If they tell me it's a new needle, my second question is, IS IT A SCHMETZ?"

Issue #15

Timeless Needle Tips from Past Issues

"We only use **SCHMETZ** and we change them all the time! This is truly one of the most important things to remember. My favorite all-around is the 80 or 90 topstitch needle."

Jan Potter

Issue #4

Joi Mahon's Needle Tip:

To keep your sewing healthy and issue free **change the needle — and change it often.** I change my sewing machine needle several times during any project. This is a habit I developed early on — and for me, it's just like flossing teeth. Initially, I didn't do this on my sergers, but since most serger problems (snagged and skipped stitches) can be easily solved by **CHANGING THE NEEDLES** — I've started to change those needles with every project, too.

Issue #11

Kay Whitt's Advice:

I love SCHMETZ needles! I refuse to use anything else. What shocks most people is that I pretty much use a size Universal 90/14 needle for everything.

I find that they are strong enough to handle just about anything, yet gentle enough for regular sewing. I switch to a lighter needle (size 75/11) for sewing cotton lawn and voile.

For knits I highly recommend Stretch needles 75/11 or 90/14 depending on fabric weight.

Issue #19

All issues shown can be found/read at the following links:

<https://issuu.com/schmetzneedles>

<https://www.schmetzneedles.com/archived-digital-magazines/>

BOBBINSAVER²™



The "Square" Cousin of the Original BobbinSaver®

- For Regular Household Sewing Machine Bobbins •
- Holds Up to 66 Plastic or Metal Bobbins •
- 5¼" x 5½" x ¾" •

#BS2

\$11.95 retail

AVAILABLE NOW

at Your Local Dealer!



Compliments of Your Local Retailer

Click to Replace with Store Logo
Size: 250 x 250



www.SCHMETZneedles.com

