

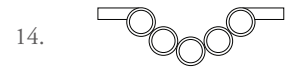
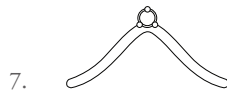
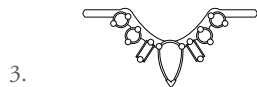
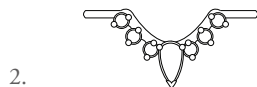
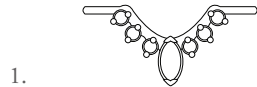
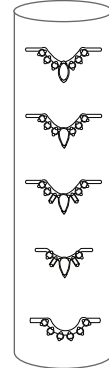


ALEXIS RUSSELL

STACKING GUIDE

INSTRUCTIONS

- Print this page on US Letter size paper
- Make sure scale is set to 100%, or 'Do Not Scale'
- Cut out a column and wrap into a cylinder
- Slide your ring onto the cylinder to see how it stacks with our most popular stacking rings!



1. Diamond Sunburst (Marquise)
2. Diamond Sunburst (Pear)
3. Geometric Diamond Sunburst (7 Stone)
4. Geometric Diamond Sunburst (5 Stone)
5. Diamond Sunburst (Round)

6. Peak Diamond
7. Arc Diamond
8. Gold Peak
9. Gold Arc

10. Pavé Diamond Arc
11. Pavé Diamond Peak
12. Diamond Tiara
13. Turquoise Sunburst
14. Diamond Bezel Arc

For your stacking ring to perfectly stack with an existing ring,
please reach out to info@alexisrussell.com discuss next steps.
We typically require you to send your engagement ring back for proper custom fitting.

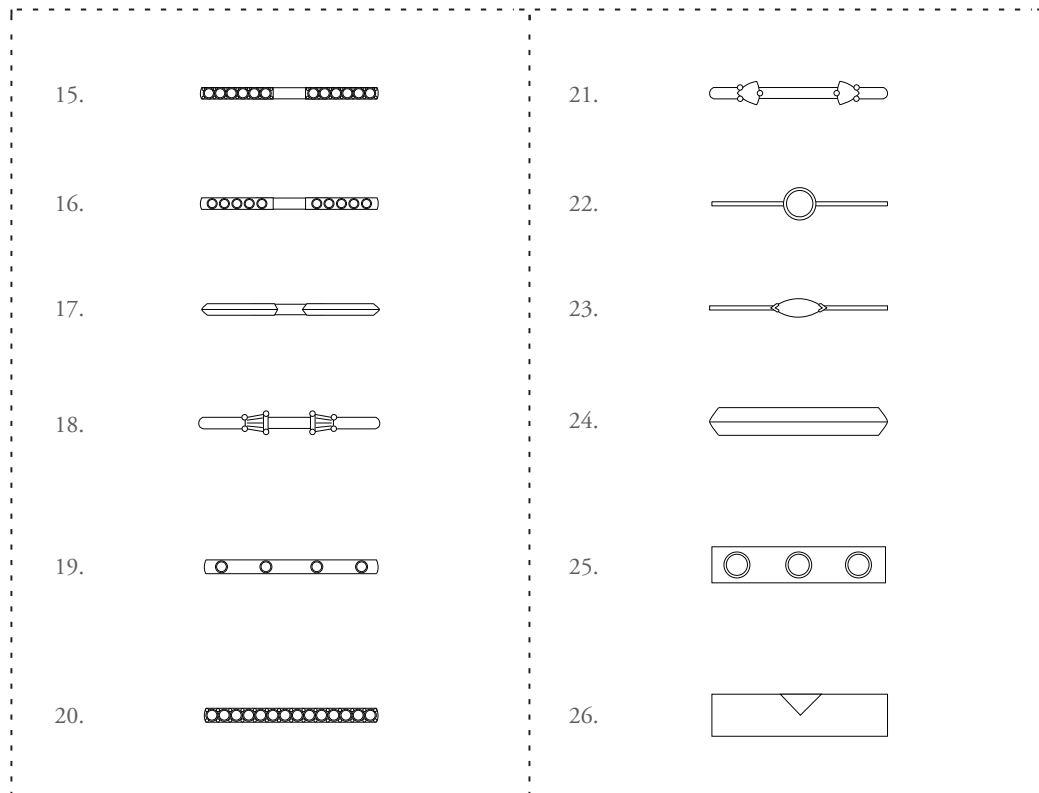
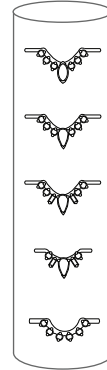


ALEXIS RUSSELL

STACKING GUIDE

INSTRUCTIONS

- Print this page on US Letter size paper
- Make sure scale is set to 100%, or 'Do Not Scale'
- Cut out a column and wrap into a cylinder
- Slide your ring onto the cylinder to see how it stacks with our most popular stacking rings!



- 15. Open Cuff Pavé Diamond Band
- 16. Open Cuff Flush Set Pavé Diamond Band
- 17. Open Cuff Gold Knife Edge Band
- 18. Open Cuff Baguette Diamond Band
- 19. Diamond Eternity Band
- 20. Pavé Diamond Band

- 21. Open Cuff Trillion Diamond Band
- 22. Round Diamond Stacking Band
- 23. Teesy Emerald Ring
- 24. Knife Edge Stacking Band
- 25. Gold Band with Black Diamonds
- 26. Cutout Band

For your stacking ring to perfectly stack with an existing ring,
please reach out to info@alexisrussell.com discuss next steps.
We typically require you to send your engagement ring back for proper custom fitting.