

APOLO ROUND RUG



APOLO ECO 4/6 de Círculo
85% Cotton and 15% other fibers
7 oz, 228 yd (200 g, 209 m)

CROCHET HOOK E4 (3.50 mm)

HOW TO

SIZE

39.5"

MATERIALS

1 cone APOLO ECO 4/6, Círculo (#20) (#7466) (#7496)

Crochet hook E4

DISCLAIMER

Measurements are approximate due to differences between centimeters and inches, needle sizes and tension (gauges).

All care has been taken to allow accurate completion of the pattern.

STITCH GLOSSARY AND ABBREVIATIONS

stitch: st

make: mk

skip: sk

chain: ch

slip st: sl st

single crochet: sc

Increase: inc = 2 sc in the same base st

decrease: dec

back loop only: BLO

NOTE

Rows with color 7466 you work in back loop only (BLO) and rows with colors 20 and 3581 you work in both loops.


CHART 1

Use color 7466 and make a magic ring.










Row 1: ch 1, 11 sc. Close with 1 sl st.

Row 2: ch 1, 1 sc in the same base st (BLO); 11 inc (BLO); 24 sc. Close with 1 sl st.

Continue following chart 1 and crochet in the round.



Stitch Key

-  ch
-  sc
-  sc (BLO)
-  2 sc in the same base st
-  2 sc (BLO) in the same base st
-  sl st
-  color 20
-  color 7466
-  color 3581