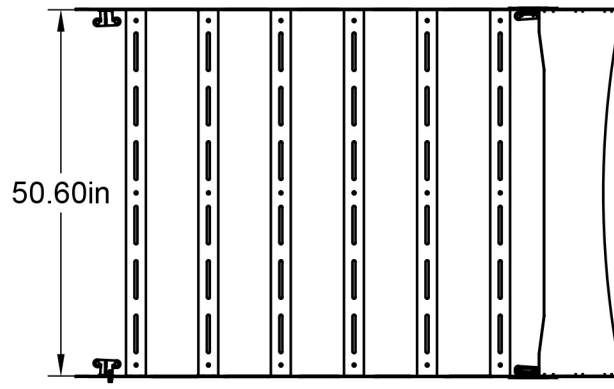
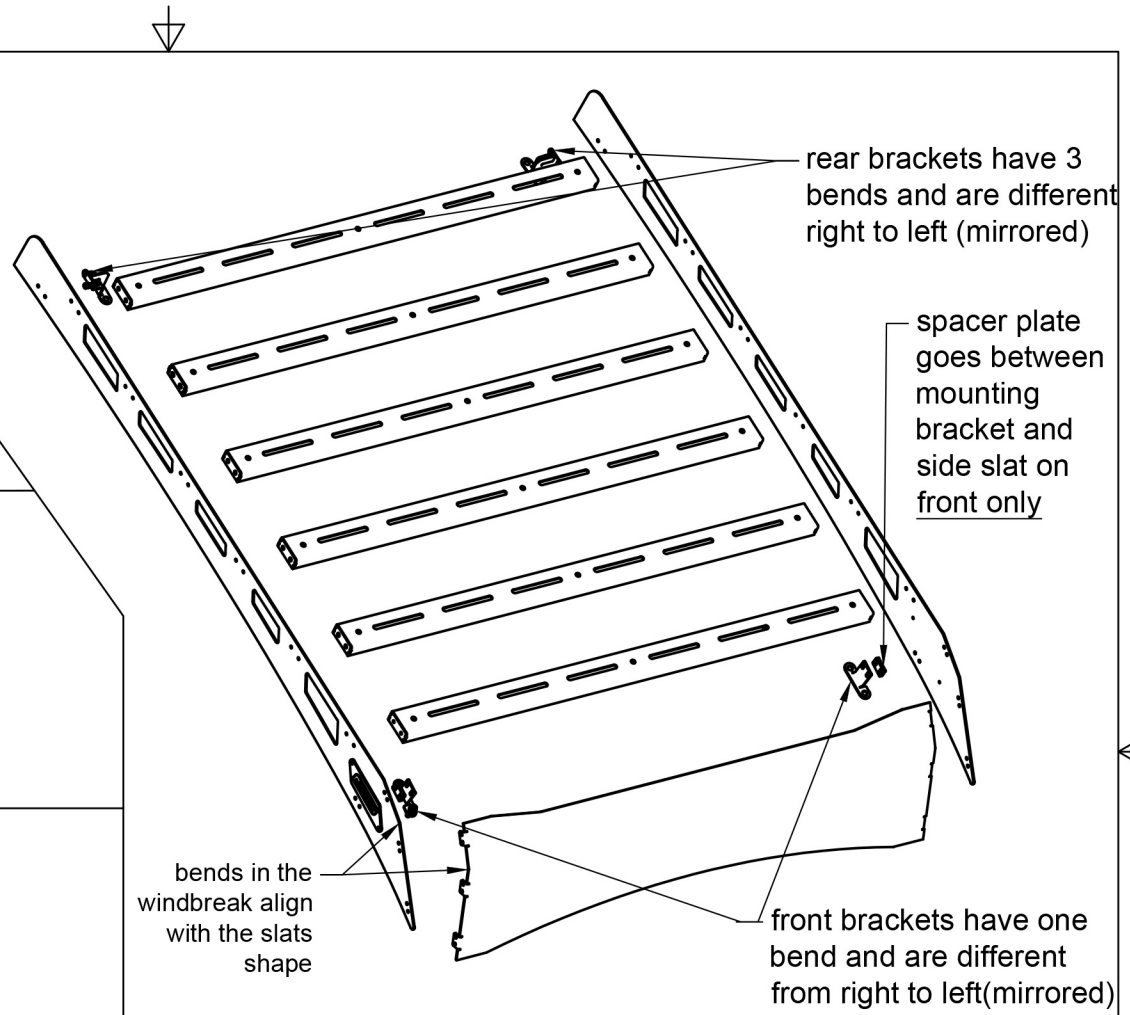
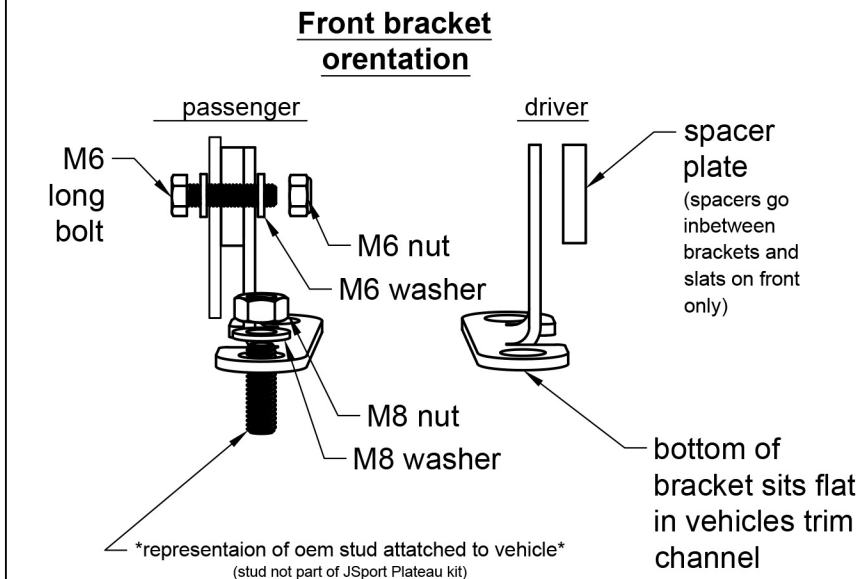












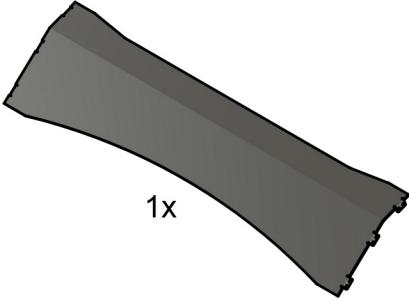

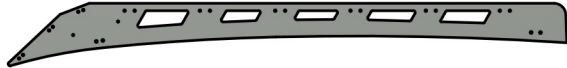


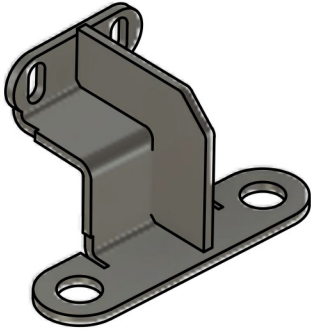
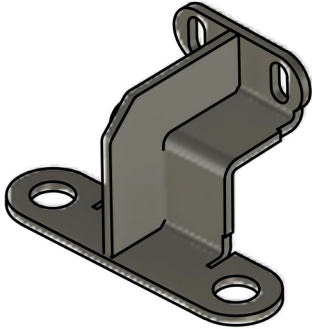
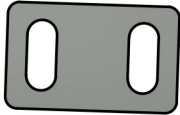


Hardware orientation for ALL M8 mount studs is the same front to rear. As well as m6 bolt orientation for slat, wind break and cross bar mounting.



<p>M6 hex bolt</p>  <p>8x</p>	<p>M6 short</p>  <p>36x</p>	<p>M6 locknut</p>   <p>44x</p>	<p>M6 washer</p>   <p>88x</p>	<p>M8 nut</p>   <p>8x</p>	<p>m8 washer</p>   <p>8x</p>	<p>m6 fender washer</p>   <p>8x</p>
<p>wind break</p>  <p>1x</p>		<p>cross bar</p>  <p>6x</p>		<p>side slat</p>  <p>2x</p>		
<p>front passenger bracket</p>  <p>1x</p>	<p>front driver bracket</p>  <p>1x</p>	<p>rear passenger bracket</p>  <p>1x</p>	<p>rear driver bracket</p>  <p>1x</p>	<p>front bracket spacer</p>  <p>2x</p> 