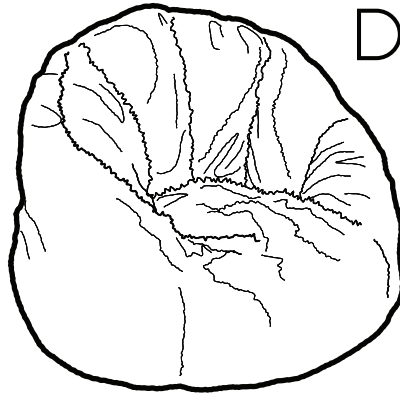


⚠ WARNING:

- FOR CHILDREN AGE 2 AND UP.
- Suffocation Hazard!
- NEVER use with infants who cannot sit up or get in and out of the product unassisted
- Child can roll over and get head and face entrapped against soft side of product and suffocate



DELTA♥CHILDREN

Snuggle Foam Chair

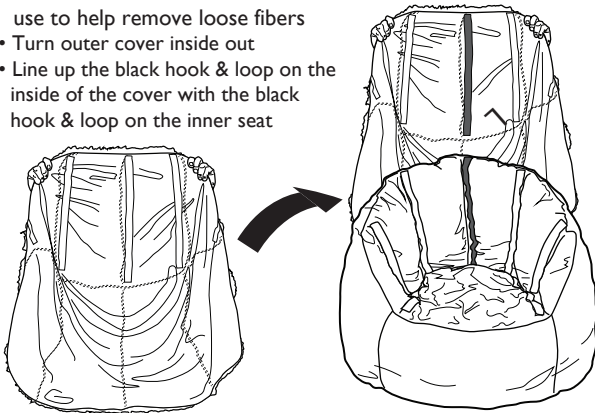
Instruction Manual

CTWI902, CTDI901, 200322

Please read the following instructions and warnings carefully. KEEP THIS INSTRUCTION MANUAL FOR FUTURE REFERENCE. DO NOT use this product if it is damaged or broken.

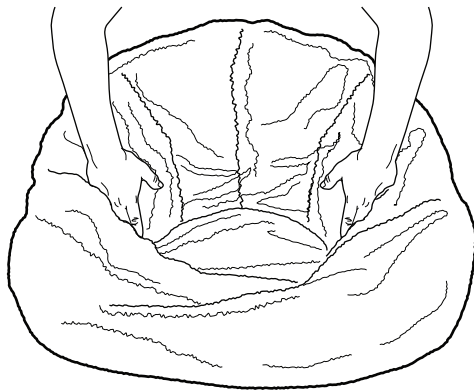
1 LET CONTENTS EXPAND

- Unpack all contents and let them expand a few minutes (Contents will continue to expand for up to 36 hours)
- This type of fabric has a tendency to shed. Recommended to wash cover before use to help remove loose fibers
- Turn outer cover inside out
- Line up the black hook & loop on the inside of the cover with the black hook & loop on the inner seat



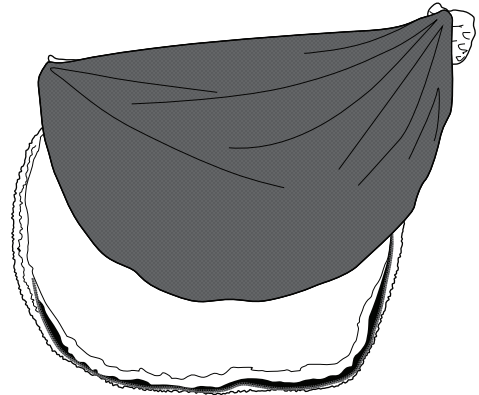
2 PLACE OUTER FABRIC ON FOAM CHAIR

- Be sure to attach each hook & loop on the cover to ALL hook & loop on the inner seat
- Be sure to press down on chair sides and seat

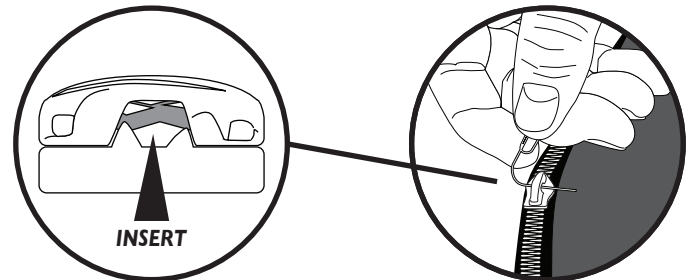


3 TO CLOSE OR REMOVE COVER

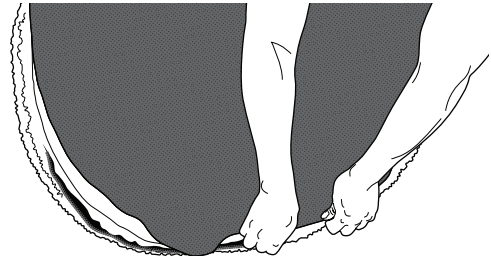
- Locate Childproof Zipper from underneath the chair



- Use paper clip to insert through Childproof Zipper hole



- Zip/Unzip all the way and removed paper clip from Childproof Zipper



NOTES:

- Occasional washing can minimize the amount of shedding.
- If chair starts to lose its shape, it can be fluffed back to reshape the chair.

CARE INSTRUCTIONS:

Cold Water, Gentle Cycle, NO BLEACH, NO IRONING
Regular Detergent, Tumble Dry Low Heat or Air Dry



Machine wash
cold, gentle cycle



Do not bleach



Tumble dry,
delicate



Do not iron

Please retain information for future reference.

Colors and styles may vary.

MADE IN CHINA.

6/2020



© 2020 Delta Children's Products Corp.
114 West 26th Street
New York, NY 10001
www.DeltaChildren.com

Customer Experience Center
(646) 859-0320
email: g2cs@deltachildren.com