

KID SIZE TODDLER POTTY SEAT



INSTRUCTION MANUAL

ADULT ASSEMBLY REQUIRED

STYLES AND COLORS MAY VARY

55004



**▲ WARNING:
CHOKING HAZARD**

Adult assembly required because of small parts. Keep assembly parts out of reach of children under 3 years.

Read all instructions BEFORE assembly and USE of product
KEEP INSTRUCTIONS FOR FUTURE USE.



Customer Experience Center
email: gcs@DeltaChildren.com

www.DeltaChildren.com

DGP-IM-20200917

WARNING


WARNING: Please follow all of these instructions to ensure the safety of your child. Keep these instructions for future reference.

WARNING: Please read these instructions before the first use and keep them for future reference.

- **NEVER** leave child unattended while using the product.
- **NEVER** lift the product with your child in it.
- This product is not a toy, do not allow children to play with it.
- **DO NOT** load this product with more than 55 lbs (25kg).

CARE AND MAINTENANCE

- Clean with a soft cloth, a mild detergent and warm water.



Before returning this product to the store! Let's see if we can assist you!

- **Not sure how to assemble our product?**

Visit our site for easy to follow instructions along with some Tricks and Tips assembly videos <https://www.deltachildren.com/pages/instructions>

- **If you are missing a piece or have a damaged part**

Please contact our Consumer Experience Center for assistance at gcs@DeltaChildren.com. To better assist you please have your Style# or Model# and Lot# available. This can be found on a white rectangular sticker on your product, on the registration card, and on the product's box.

- **In the event we do not have a replacement part available**

You may need to return your product to the retailer for an exchange or refund.

- **Warranty**

In order to protect your investment, don't forget to register your product.

You may also wish to consider purchasing our extended warranty.

Visit <https://www.deltachildren.com/pages/extended-warranty> for more details.

- **Please note:**

“All Final”, “As Is” or Third Party/Liquidator sales are not covered under our Limited Manufacturer Warranty.

DELTA CHILDREN

LIMITED MANUFACTURER WARRANTY

This Delta product is warranted to be free from defects for a period of 90 days from the date of purchase under normal use. This warranty extends only to the original retail purchaser and is valid only when supplied with proof of purchase, or if received as a gift, when the registration is on file with Delta. This limited manufacturer warranty does not cover the following:

- Products purchased as floor models or samples.
- Items purchased on an “as-is” basis, as a second hand product, or as a resale product.
- Items purchased at a Final sale, a “Going out of Business” sale, or a Liquidation sale.

TO REGISTER YOUR PRODUCT for important safety alerts and updates to your product please visit www.deltachildren.com

TO REPORT A PROBLEM, please log on to www.deltachildren.com and click the Consumer Care Tab, or contact us by email at gcs@DeltaChildren.com

Date of Purchase: _____ (you should also keep your receipt)

EXTENDED WARRANTY

DON'T MISS YOUR CHANCE TO BE COVERED FOR ALL OF LIFE'S MISHAPS!

With Delta's Extended Warranty, you're covered for mechanical failure from normal use or if your item stops working due to normal wear and tear, plus all those unexpected surprises.

2 YEARS OF PROTECTION

For Additional Information:

Simply visit our Website, register your product, and add the Extended Warranty

<https://www.deltachildren.com/pages/product-registration>

Extended Warranty only available in the following States: Arkansas, Colorado, Delaware, District of Columbia, Georgia, Idaho, Illinois, Indiana, Iowa, Kansas, Kentucky, Louisiana, Maryland, Michigan, Mississippi, Missouri, Nebraska, Nevada, New Hampshire, New York, North Carolina, North Dakota, Pennsylvania, Rhode Island, South Dakota, Tennessee, Utah, West Virginia

QUICK INSTALL GUIDE

1




PARTS

IMPORTANT! Please remove all parts from the package and identify them before assembly. **IMPORTANT!** Before assembly and each use, inspect this product for damaged hardware, loose joints, missing parts, or sharp edges. NEVER use if any parts are missing or broken. Contact manufacturer for replacement parts and instructions if needed. Never substitute parts. **IMPORTANT!** Adult assembly is required.

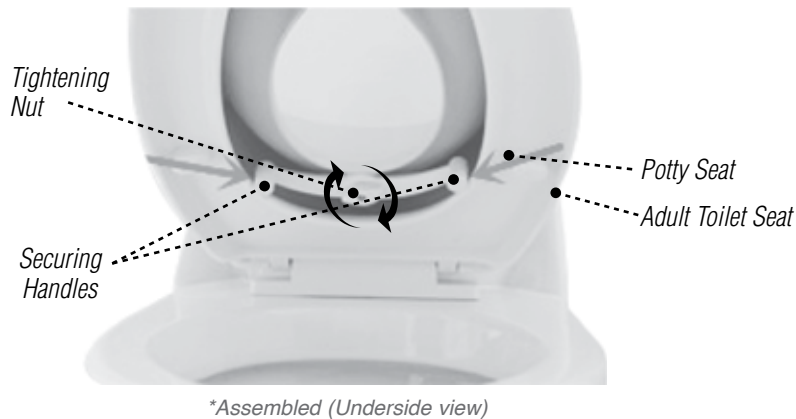


Potty Seat (x1)

2



3




*Assembled (Underside view)



*Assembled (Above view)

INSTALLING POTTY TRAINING SEAT

1. Align potty seat on top of adult toilet seat as shown (Fig. 1).
2. Make sure all four anti-slip rubber stops are secured on top of adult toilet seat (Fig. 2).
3. Adjust securing handles against the inside of the adult toilet seat and tight the nut to secure (Fig. 3).



DELTACHILDREN

Delta Children's Products Corp.

114 West 26th Street
New York, NY 10001
gcs@DeltaChildren.com
www.DeltaChildren.com