

WEAVE

ESSENTIAL RUG GUIDE



THE BEAUTY OF A HANDMADE RUG

All our rugs are hand woven on looms in northern India. Rugs have been woven in this area for generations, using weaving skills handed down through artisan families. Our handwoven rugs are beautiful in their individuality and durability.

We choose to use predominantly natural fibres for their beauty, sustainability and longevity. Our rugs are made from wool, cotton, viscose and jute.

We work closely with our suppliers to create premium products for our customers, and positive outcomes for the local communities where they are made.

Handwoven rugs are beautiful in their individuality and longevity. Weave rugs are not machine-made and each rug takes several days to weave by hand.

Each Weave rug is artisan made meaning no two items will be the same. Irregularities in weave colour and texture are characteristic of the manufacturing process and are an integral part of the design. As such there may be slight markings or variations in appearance (including in colour or finishing) which are unavoidable but actually add to the beauty of the rug you are buying.





CARE AND FAIR

We are proud members of Care & Fair, an international organisation that aims to eliminate illegal child labour in rug weaving areas.

Our contributions help to improve the living standard of families and communities in these regions.

All our rugs show the Care & Fair logo to indicate our commitment to this cause and a percentage of our sales are contributed directly to this organisation.

At present, Care & Fair supports 10 schools, 6 adult education centres and 3 day care clinics in India and Pakistan.



HANDWOVEN CHARACTERISTICS

Shedding

All Weave rugs are made from natural fibres that can result in shedding/pilling. Shedding is a result of the fibres in the rug becoming loose and is completely normal, especially for rugs made from more natural fibres such as wool. Shedding will settle down within a few months of use. To help keep the shedding to a minimum take care when vacuuming. Vacuum on low suction. Refrain from using a beater bar or rotating brush as this will pull the fibres out and make the shedding worse. A flat head attachment is preferable to create as little friction as possible. We do not recommend using a rotating head vacuum cleaner on our rugs as this will agitate the fibres.

Small balls of fibre to the surface can be removed with scissors or a de-pilling machine being careful not to cut a strand of yarn within the rug.

You should start by vacuuming your rug in one direction that goes against the pile, then do the opposite by vacuuming in the direction of the pile, and repeat the process until you have done the whole area. By using this method you first lift the pile and catch any loose fibres and loosen any dirt, then you smooth out the pile for a fuzz free finish.

Rug placement is another top priority when trying to eliminate rug shedding. If you place your rug in a high traffic area, where there is lots of activity and movement over the rug, it can increase the shedding. It may be a good idea to place the rug in a less busy area of the home, and then move it over once the shedding stops.

Pop Ups

Pop-ups are another completely normal characteristic of flat-woven rugs. A pop up is simply a loose thread. Remembering that our rugs are all handwoven as a craftsman weaves the yarn back and forth across the loom at some point he'll run out of yarn.

In all carpet & rug weaving these threads are tucked in as the new piece of yarn is started. A pop up is simply when this very end of the yarn works its way loose. They should not be considered a fault or a reason for return. Pop-ups can either be left alone gently pushed back into the structure of the rug.

We do not suggest pulling or cutting out threads as this can lead to holes appearing. Pop ups should not be considered a fault or a reason to return your rug.

Sizing

Variation of 3-5% of the finished size of Weave rugs is within tolerance for an individually handwoven product.

Odour

Our rugs are shipped in sealed wrap to protect them from damage. On occasion the odours from the raw materials can be saturated during the shipping process. Once the rug is exposed to fresh air the odour should dissipate within a few days to a week.

Creasing

Our rugs are rolled for shipping and some creases may occur. Creasing should disappear after a few weeks of rolling out. Reverse rolling your rug overnight will accelerate this process.

GETTING THE BEST FROM YOUR WEAWE RUG

A Weave floor rug, taken care of, will last for years adding beauty and warmth to your home. By following the care instructions and general rug maintenance in this booklet you will ensure you can enjoy your rug for many years.

We recommend a non-slip underlay should always be placed under rugs. It will stop the rug from slipping create more depth underfoot and lessen wear on the rug. It also prevents the risk of dye transfer to the undersurface and helps protect timber flooring.

Sun exposure for extended periods of time may cause fading and items should be rotated regularly to minimise fading colour change and damage.

We want every Weave rug to last for many years looking as good as when you first bought it. This is why every one of our rugs has a cotton backing and braided edge on the underside to provide strength and stability and keep the rug square.





CHOOSING A RUG THAT WILL LAST

We have put together an in-depth guide to the key points that you need to consider when choosing a rug so you can shop with confidence and choose a rug that will last.

Colour and Pattern

If you are decorating your room from scratch it is often helpful to choose your rug first as this can then anchor the room and define what colours and textures you will use for other furnishings. For example if you choose a patterned rug you may opt for a plainer sofa or other soft furnishings. If the rug has colour - you may choose artwork and cushions that compliment the colours in the rug.

Size

In general, it is worthwhile investing in the largest rug that will fit your room. Larger rugs open up the space whereas a small rug in a larger space can make the room feel cramped. It is always a good idea to have furniture sit on top of your rug rather than surround the rug. This pulls the room together and creates a cohesive space.

Texture

Considering the texture of the rug is also important. Remember, the addition of a rug is the perfect opportunity to create harmony between your room's design elements. When deciding on what colours and textures to choose, think about what is missing in the space and fill the void! If you have a predominately neutral interior a textured rug with a lot of detail will add interest to the space.

WOOLLEN RUGS

Wool is a natural fibre that has been producing excellent quality rugs for centuries. Wool is a sustainable and resilient fibre with inherent characteristics of warmth, is hypoallergenic and deters dust mites.

Why we love it:

- Beautifully soft resilient fibre that is easy to clean – good stain and water repellent properties
- Dyes easily and holds its appearance for a long time
- Longer lifespan than other fibres

Considerations:

- It is usually more expensive than other fibres but it is worth it for its high quality
- Absorbs humidity so not good for damp places
- It will shed for a little while when new so will require regular vacuuming
- Resilient for high-traffic spaces that may expect a spill





JUTE RUGS

Jute is a natural fibre made from a plant native to India. The long, soft and shiny fibres, found at the central parts of the stalk, are spun into strong threads. The most common type of jute produced today is brown jute which is golden in colour – it is stronger, softer and silkier than its counterpart white jute. Being a natural material, it can add a coastal or earthy vibe to any space.

Why we love it:

- Creates tough and durable rugs and has the ability to create unique weaves and textures that other types of fibre normally cannot achieve
- Eco-friendly and renewable – typically free from chemical processing
- Great for adding visual interest anywhere in your home

Considerations:

- More coarse & rough on your feet compared to other natural fibre rugs
- Absorbs water easily – making it difficult to clean and can show watermarks overtime
- Best for high-traffic and sunny areas such as your dining, kitchen or entry/hallway

BAMBOO SILK AND VISCOSE RUGS

Bamboo silk and viscose are both cellulosic fibres made from wood pulp. The difference is that bamboo silk fibres are made specifically from bamboo. Both fibres have a lustrous, silk like look and a soft touch.

Why we love it:

- Provides a soft silk like look at an affordable price
- Absorbs dye well resulting in both vibrant and subtle colours to be achieved
- Very soft and comfortable underfoot

Considerations:

- More shedding does occur in viscose and bamboo silk rugs than other fibres but this does settle down after time
- Not suitable for high traffic areas
- We recommend that all viscose or bamboo silk rugs are treated by Rug Protection Systems before use
- Professional cleaning is recommended
- Staining will occur if rug not stain treated and liquid is spilt on the rug



CARING FOR YOUR RUG

Care for Viscose and Bamboo Silk rugs

Do not spot clean or use liquid cleaners (inc. water) on viscose rugs. Blot spills immediately with a paper towel or colourless cloth. Do not scrub rugs as it may cause permanent pile damage.

Use professional rug cleaners only for dry cleaning service.

It is best to vacuum your rug before any dirt is embedded, ideally twice a week in the first few months. Vacuum regularly with low suction power in one direction.

Avoid direct sunlight. Regularly rotate your rug to ensure even wear.

Shedding of fibres from new rugs is to be expected and will reduce with time

We recommend that all viscose and bamboo silk rugs are treated by our partner Premium Surface Protection to ensure stain resistance.

Care for Wool, Jute and Cotton rugs

Treat spots and spills immediately with warm water and paper towel. If stain persists – contact professional rug cleaner immediately. Do not scrub rugs as it may cause permanent pile damage.

It is best to vacuum your rug before any dirt is embedded, ideally twice a week in the first few months.

Vacuum regularly with low suction power.

Avoid direct sunlight. Regularly rotate your rug to ensure even wear.

Shedding of fibres from new rugs is to be expected and will reduce with time.

Jute colour will vary due to natural fibre variation and should be expected from rug to rug.

GENERAL MAINTENANCE

Regular maintenance is required in order to maintain the appearance of your rug and to make it last longer. We suggest:

- Vacuum your rug at least once a week, on a low suction only, to prevent dust and crumbs from settling into the roots of the fibres - ensure to use a brushless attachment. We do not recommend using a rotating head vacuum cleaner as this will agitate the fibres.
- Take care if using a robot vacuum cleaner on rugs with longer pile or tassels. They may get caught in the rotating brushes. Factor in the location of your rug when programming the device.
- Avoid direct and continuous exposure to sunlight.
- Use rug protectors under the legs of heavy furniture to avoid flattening piles.
- Rotate your carpet by 180° every six months, as this will decrease wear to heavily used areas.
- If you need to store your rug do this in a dry, well ventilated area.
- Use of a rug pad is recommended. This will help extend the life of your rug by preventing fibres from being crushed as it acts as a buffer between hard surfaces and the rug.



RUG PLACEMENT & SUITABILITY GUIDE

A well proportioned rug can tie an entire room together, but it can be tricky to get the size and placement right for each individual space. A rug should be large enough to anchor your furniture whilst leaving some of the floor exposed. When in doubt, go for the biggest size possible in the room. When choosing a rug for your home it pays to consider the area or space that the rug is for and determine the suitability based on the pile and fibre type. We've put together this Rug Suitability Guide for you to navigate this choice and select a rug that is perfect for your home – room by room.

Living Room

A rug in your living space will create a warm and inviting space. Particularly if you have hard flooring in this area. A rug will provide a visual anchor as well as provide comfort and warmth for those that like to sit or play on the floor. Often interior designers choose a rug first and then build the interior scheme around the colour and texture of the rug. For a living environment the best rugs will be warm and inviting – you can choose a plush and textured rug or a flatter jute rug all dependent on the look and feel that you want. As furniture is not generally moved often in a living space – a higher pile or more decorative weave technique will be acceptable. But this really depends on your family and how the space is used.

Dining Room

Dining areas tend to be higher traffic spaces with multiple chairs moving in and out regularly and often spills and crumbs falling

onto the rug. This is why we would avoid anything with a high pile and suggest a flat weave rug. It is also important to choose a rug size that will fit the table and the chairs. Too-small rugs can trip up the dining chairs when pulled out and damage the edges of the rug. You want to avoid rugs with a high pile or any rugs that have a raised or uneven weave technique for their crumb catching deep crevices. Jute and low pile wool blend rugs are the best choice for your dining area.

Bedroom

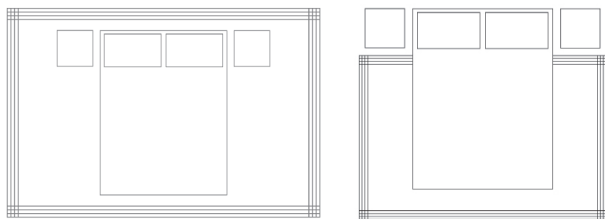
Bedrooms are an ideal space to add a rug to give a luxurious and warm feel to the space. Rugs in bedrooms are ideally placed under the bed to give a soft and cosy underfoot feel when getting in and out of bed. A rug in your bedroom will also soften the space and provide a comforting layer of warmth. Generally, bedrooms are lower traffic areas which means rugs with higher piles or more delicate fibres are entirely suitable here.

Entrance/Hallway

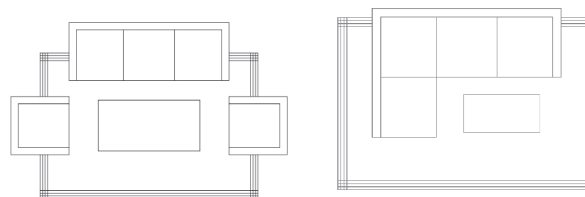
When considering a rug for a hallway or entranceway you must consider these spaces as higher traffic areas where people are generally wearing footwear. As well as being the area where outside foot traffic is often bringing the exterior in ie. wet or dirty footwear. With this in mind – a harder wearing and lower pile rug is the best choice. A rug in these areas will also soften the sound of footsteps so adding a rug to your hallway will provide a sound barrier to the rooms off the hallway. We recommend our 100% jute or lower pile wool blend.

RUG PLACEMENT IDEAS

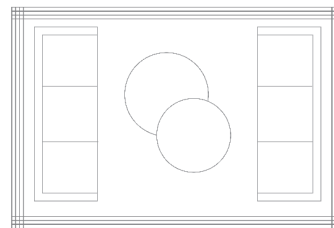
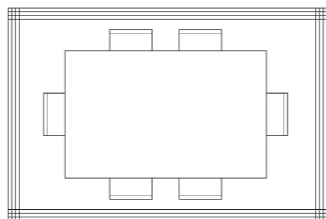
Bedroom



Living Room



Dining Room



RUG SUITABILITY QUICK REFERENCE

DESIGN	LOW TRAFFIC LIVING	GENERAL LIVING	DINING	BEDROOM	KID FRIENDLY	ENTRY/HALLWAY
ALMONTE	•			•		
ANDORRA		•	•	•	•	•
ANDES		•		•	•	•
CADIZ		•	•	•	•	•
CATANIA		•	•	•	•	•
DENALI		•	•	•	•	•
DOLOMITE		•		•	•	
EMERSON		•		•		
GIPPSLAND		•	•	•		•
GLEBE	•	•		•		
GRANITO	•			•		
GREENWICH		•		•		
KATARI	•			•		
LISBON		•	•	•	•	•
MAKALU		•	•	•	•	•
MATISSE	•			•		
MATTERHORN		•	•	•	•	•
SUFFOLK		•	•	•	•	•
SYRACUSE		•	•	•	•	•
TIVOLI	•			•		
TRAVERTINE	•			•		
UMBRA		•	•	•	•	•
ZAMBESI		•		•		

*We recommend that all Weave Rugs are treated by our partner Premium Surface Protection to ensure stain resistance and longevity of your rug.

RUG PROTECTION SYSTEM

At Weave, we proudly align with companies that have the same passion, drive and ethical standards in the product and service they offer. This is why we exclusively recommend Premium Surface Protection and their rug protection formulas MicroSeal & Fiber ProTector.

They are experts in their field on all things relating to fibre and surface protection. Once you have purchased and received your Weave rug we recommend you contact Premium Surface Protection directly for a free quote to treat your purchase, so that your investment can continue looking like the day when you first unrolled it. (Nationally available across Australia and New Zealand)

MicroSeal & Fiber ProTector are unique permanent solutions that combines protection against stains and damaging UVA and UVB rays. Additional benefits include antistatic characteristics, flame and fume retardants as well as eliminating mould, mildew and bacteria. Treated fibres are up to 60% more resistant to wear and abrasion, because soil must wear through the protection before causing wear on the fibres themselves.



FAQ

What is MicroSeal and Fiber ProTector?

MicroSeal & Fiber ProTector are unique permanent solutions to protect against stains and damaging UVA and UVB rays. Both solutions are anti-static as well as flame and fume retardant to keep your home safe. They also help eliminate mould, mildew and bacteria so you can breathe easy while relaxing on your rug.

How does the protection work?

Normally when soil wears through the layers of your rug, it causes wear on the fibres. Both MicroSeal and Fiber ProTector solutions create a barrier around every fibre of your rug, penetrating and sealing them into place so the entire rug is protected from harm. The solutions will not alter the colour, texture or feel of your rug either, leaving your rug looking and feeling fresh and sumptuous.

How is the protection applied?

Both protections are applied by a qualified professional in your home using special equipment to spray the solution consistently across the rug. The protected rug can be used in as little as one hour after treatment, and the solution will settle in completely after four days.

Can any rug be treated?

Yes! Any Weave floor rug can be treated, so you can now choose the rug of your dreams and it will be both beautiful and practical. Rugs containing viscose yarns are protected with the Fiber ProTector formula & MicroSeal is used for all other fiber types.

Does the protection have an odour?

There is a slight odour during application, but rest assured it will go away once the treatment has fully set. We simply recommend that you are not in the room when your rug is being treated as it is applied with a fine mist spray.

Is the protection environmentally friendly?

Yes - both MicroSeal and Fiber ProTector are safe for people, plants, pets and our planet. They are also produced using renewable resources and are biodegradable. The unique formulas are non-toxic and non-allergenic. They are also WoolSafe approved, and meet the EGTS 1502 EnviroSeal standard.

How do I clean my rug?

We recommend that all spills and stains be tended to immediately, following the care and cleaning instructions provided. If the rug has been protected, you will find that blotting with a paper towel will work 99% of the time. We also find using a spray bottle with 50% water and 50% white vinegar for stickier or dried stains can be very helpful too.

Will I need to clean my protected rug?

Yes, we still recommend that you regularly vacuum and tackle spots and spills immediately. Cleaning your rug regularly can also help to reduce the frequency of professional cleans required. It is important to note that even after many professional cleans, MicroSeal or Fiber ProTector will not wear off. Your rug will always be protected!

How long will the protection formula last on my rug?

Both MicroSeal and Fiber ProTector are permanent solutions with a lifetime service warranty through Premium Surface Protection. There is no need to re-apply the solutions after professional cleaning, so your rug will forever be easy to clean and stay permanently protected.

For further information, please contact Premium Surface Protection quoting WEAVEHOME for your free quote and chamois sponge on treatment.

Australia:

premiumsurfaceprotection.com.au | 1800 189 907

info@premiumsurfaceprotection.com.au

New Zealand:

premiumsurfaceprotection.co.nz | 0800 001 069

info@premiumsurfaceprotection.co.nz




WARWICK FABRICS NZ LTD

weavehome.co.nz

hello@weavehome.co.nz

0800 922 000

 [weavehomenz](https://www.instagram.com/weavehomenz)