

# EUGENE'S ISLAND

## The Pet Problem

### Teacher Notes

**Student Activities** – ( NB Make into individual activity cards if desired).

**Activity 1** – Write a comment card about this book to go in the library. Explain why you think other students would enjoy reading this book.

**Activity 3** – Design a bookmark for this book. Include the title, author and illustrator names.




**Activity 5** – Ask others in your class (at least 20) what pets they have. Make a tally chart for this. You might like to use “No pets” as one of the options. Use your tally chart to draw a bar graph or make a pictograph to show the results. **Optional -** Under the graph write 3 questions that others can find the answer to if they look at your graph.


**Activity 2** – Eugene was missing his pet dog Jupiter. List at least 5 things you think Eugene may have missed the most about not being able to have Jupiter with him. Explain your reasons.

**Activity 4** – If you have a pet draw a picture of it or use a photo of it and write a short description about it. Tell about some of the things you do with your pet, what it looks like and what it likes to do. Why is your pet important to you? *If you do not have a pet then write about what pet you would choose and why. Write about what activities you would do with it.*

**Activity 6** – (Teacher assistance required) Look at one of the websites about kiwi. Use 5 facts to make information cards/poster or a small booklet about the kiwi that would be useful and inform others.



This book could be read and used as part of the Health & Wellbeing, Science, The Arts and Literacy areas. The student activities could be used as individual activity cards once a student has read the book or as class/group activities. Some may need to be teacher led depending on the age group of students or learning space. Some will need teacher assistance and are noted as such. The ideas listed below are in no way definitive. Using knowledge of their children teachers can select, modify, and recreate any of the below suggestions.



**Activity 7** - <https://www.doc.govt.nz/contentassets/2e998ca701c340bc900227544f8040dc/kiwi-crossing-billboard.pdf>

Have a look at the billboard on this site. Discuss why it may have been needed. Create your own billboard or road sign to help people be aware of kiwi in the area.

**Activity 8** – Working Dogs vs Pet – Make a chart to show 3 differences between Working Dogs and Pets. You may also like to add 3 things that they have in common. The teacher will need to help you access the website about working dogs. <https://www.thesprucepets.com/types-of-working-dogs-1118684> and <https://www.youtube.com/watch?v=SIKVgi6q7NI> – a working dog with kiwi.

**Activity 9** – Using a poem format you know, write a poem about your pet or the kiwi. Use exciting describing and action words. Include how your pet / kiwi may make you feel. You may like to try an ABC poem where you write one word for each letter of the alphabet to describe your pet /kiwi.

**Activity 10** – In a group make a list of 20 words about the kiwi or Eugene’s Island. Make a Word Search for the class with these words. Ask your teacher for a grid to write your words in.

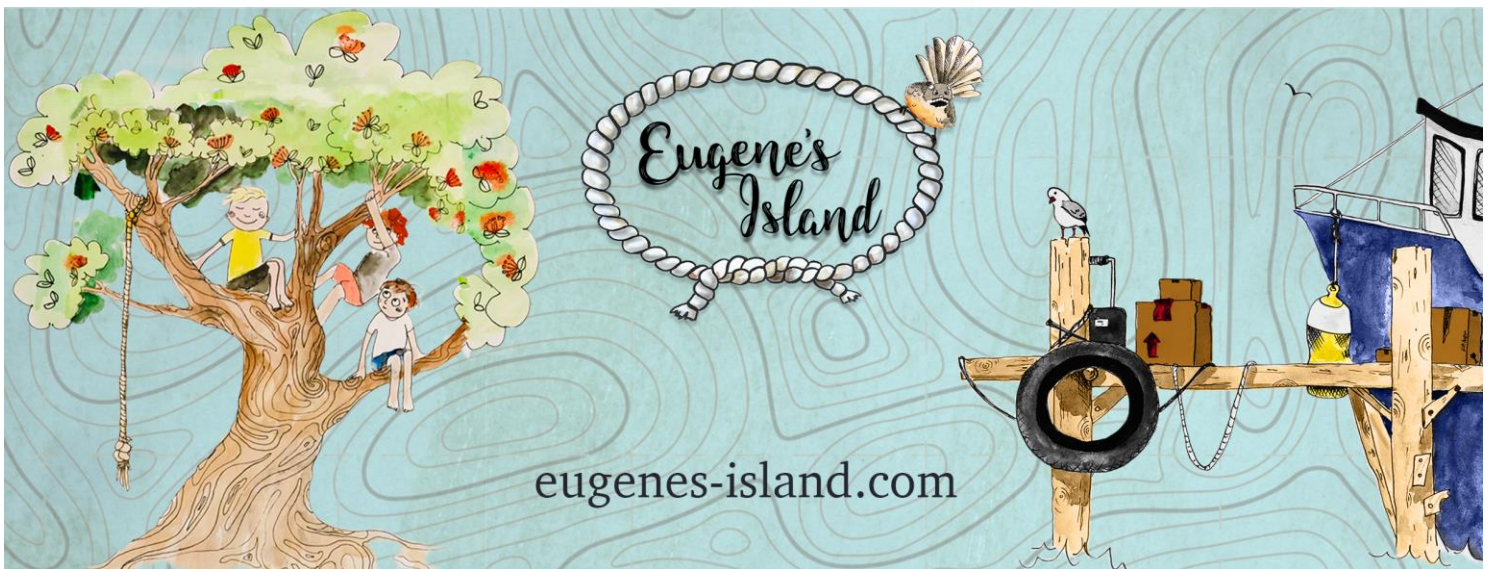
**Activity 11** – Ask your teacher for the kiwi colouring sheet. Once you have coloured it, on another sheet write some information about the kiwi that you have learned.

---

**Useful e-resources** – These can all be used across the series of Eugene’s Island books – refer also to Teacher Notes in *The Christmas Visitors*

1. <http://www.doc.govt.nz> Use search button to locate a variety of items as needed
2. Nature Journal – <http://www.doc.govt.nz/parks-and-recreation/places-to-go/toyota-kiwi-guardians/take-action/create-a-nature-journal> describes how to make a nature journal from items at home and what to include





3. <https://www.doc.govt.nz/nature/native-animals/birds/birds-a-z/kiwi/> - information about kiwi, DOC work with kiwi and how we can help the kiwi. Helpful information to assist the children to make easy fact cards or quiz cards regarding the kiwi.
4. <https://www.doc.govt.nz/news/media-releases/2022-media-releases/roadside-rescue-pays-off-for-kiwi-chick/> rescue of kiwi chick in Bay of Plenty
5. <https://www.doc.govt.nz/contentassets/2e998ca701c340bc900227544f8040dc/kiwi-crossing-billboard.pdf> Shows a billboard with kiwi
6. <https://www.doc.govt.nz/globalassets/documents/getting-involved/activities-with-children/kids/kiwi-colouring-page.pdf> - kiwi colouring page
7. <https://www.doc.govt.nz/globalassets/documents/conservation/native-animals/birds/rowi-the-rarest-of-them-all.pdf> - Photos of rarest kiwi and conservation efforts.
8. [www.twinkl.co.nz/resource/nz-t-270-new-zealand-birds-activity](http://www.twinkl.co.nz/resource/nz-t-270-new-zealand-birds-activity) - activities and information re NZ birds. Free downloads. Search particularly for information re 'kiwi' for *The Pet Problem*.
9. <https://www.youtube.com/watch?v=SlKVgi6q7NI> and <https://www.youtube.com/watch?v=x9xsNcLOkU4> informative and easy to understand videos of working dogs finding kiwi. Should give children an understanding of what the new dog in Eugene's Island will be doing. Search 'Paws on Patrol' for more stories on working dogs.
10. <https://www.thesprucepets.com/types-of-working-dogs-1118684> - easy to read facts about some types of working dogs.
11. <https://www.savethekiwi.nz/> - Best used alongside a teacher. Facts, videos about what people are doing including a kiwi being released into the wild. See also <https://www.savethekiwi.nz/about-us/what-we-do/operation-nest-egg/>
12. <https://www.doc.govt.nz/our-work/protecting-species/birds/save-our-iconic-kiwi/> - includes short videos of work being done to save kiwi