



FRAG0601

THIS RECIPE WILL WORK FOR THE OLD MOD, THE LAST BATCH NUMBER FOR THE OLD MOD IS 176134.

FOR LATER BATCH NUMBERS PLEASE DOWNLOAD THE RECIPE FOR THE NEW MOD.

RECIPE - 30CL

DAMSON PLUM, ROSE & PATCHOULI IN RCX

CANDLE SHACK

DESCRIPTION

DAMSON PLUM, ROSE & PATCHOULI

TOP NOTES - PLUM, CASSIS,
ROSE, BERGAMOT, ORANGE

HEART NOTES - BLACK CHERRY,
PRUNE, CINNAMON, CLOVE, NUTMEG

BASE NOTES - PATCHOULI, VANILLA,
TONKA BEAN, CANDY, MUSK

FRAG0601

INGREDIENTS FOR EACH CANDLE

1x 30cl glass jar
22.0g of Damson Plum, Rose and Patchouli
198.0g of Candle Shack Ecosystem RCX
1x Stabilo14 Wick
1x 15mm Adhesive Wick Pad
1x WickClaw Tool for 30cl Glass

WAX

Candle Shack's EcoSystem Rapeseed & Coconut (RCX) is a natural wax blend. It was developed in Europe exclusively for Candle Shack and is made from rapeseed and coconut oil... and nothing else! It is free from paraffin, soy, palm, beeswax and synthetic additives.

VESSEL

Our Lotti 30cl glass is manufactured in Italy and meets the highest standards of clarity and tolerance.
Height: 90mm
Diameter: 78mm
Internal height: 75mm

WICK

Stabilo candle wicks are one of the best and brightest wicks for home and professional scented candles alike. They are coreless, non-directional flat-braided wicks with a special paper filament woven around them. With their unique configuration, they enable consistent capillary action while ensuring a wick trimming flame posture. All wicks are 110mm long with a thin paraffin coating for stability.

USAGE RECOMMENDATIONS

- We recommend heating RCX to 60°C to melt.
- Add fragrance at 60°C and stir for 60 seconds.
- The mixture is ready to pour at 38°C into slightly warmed glasses.
- If the top is uneven once set, you can flash the surface with a heat gun, or do a top up pour to get a clean finish.
- Leave the candle to cure for 2+ days for best results.

DISCLAIMER

Each report shows test results for a set of candles made by Candle Shack's R&D team for that particular recipe. The test reports are not a guarantee that all candles made to the recipe will burn in exactly the same way. Variables such as ambient temperature, air flow, or the manufacturing process can affect the burning profile of a candle, so it is recommended that candle makers conduct their own testing to ensure that they are satisfied with the performance of their product.

Technical report on a test set of candles made in Candle Shack R&D department for sooting behaviour testing and fire safety testing

Date of Report: 11/10/21

Testing Period: 16/09/2021 to 22/09/2021

Sample Ref	CS0296G-4	No. of Samples	3
Candle Name	30cl Damson Plum, Rose & Patchouli Candle, 10% in RCX		
Description	220g Rapeseed & Coconut Fragranced Candle		
Fragrance	Damson Plum, Roise & Patchouli	Weight per candle	22.0g
Wax	Candle Shack Ecosystem RCX	Weight per candle	198.0g
Colour	White	Height	92mm
Wick Type	Stabilo 14	Top Diameter (ext)	82mm
Wick Positioning	Centred	Top Diameter (int)	76mm
Surface Defects	None	Base Diameter	76mm

TECHNICAL REPORT

Part 1: SPECIFICATION FOR SOOTING BEHAVIOUR

To evaluate the performance of a test set of candles in a controlled environment against the requirements of **BS EN 15426:2018** (Candles. Specification for sooting behaviour)

Part 2: SPECIFICATION FOR FIRE SAFETY

To evaluate the performance of a test set of candles in a controlled environment against the requirements of **BS EN 15493:2019** (Candles. Specification for fire safety)

Part 1: SPECIFICATION FOR SOOTING BEHAVIOUR

Requirement

When tested in accordance with clause 9 of EN 15426:2018, the average soot index per hour from three tests (samples) shall be less than 1.0/h

The room temperature during testing was 20±5°C

Wicks were trimmed to 5mm before lighting.

Cycles: 3 x 240 ± 5 min cycles with >60min pause between cycles)

Soot testing was performed in wire mesh cylinder Type 2 (Diameter: 300 ± 10 mm)

Sample Ref.	Total burn time t_m (h)	Hourly soot index Si_h	Average soot index per hour Si_h	Result
CS0296G-1	12.17	0.13	0.16	PASS
CS0296G-2	12.17	0.04		
CS0296G-3	12.17	0.32		

CANDLE SHACK

Candle Shack Ltd
Unit A, West Carron Works
Stenhouse Rd
Carron
Stirlingshire
FK2 8DR

Part 2: SPECIFICATION FOR FIRE SAFETY

Test Property	Test Method	Requirements	Result
Stability	EN 15493:2019 4.1 (Visual Check)	Candle should not tip over when placed on a 10° incline plane	PASS
Secondary Ignition	EN 15493:2019 4.2 (Visual Check)	No secondary ignition shall occur for more than 10 s	PASS
Flame Height	EN 15493:2019 4.3 (Measurement)	The flame height for all candle types, except for tea lights, shall not exceed 75mm. The flame height for tea lights shall not exceed 30mm	PASS Maximum: 30 mm
Behaviour after extinguishing	EN 15493:2019 4.5.1 (Visual Check)	After extinguishing the candle shall not spontaneously re-light	PASS
	EN 15493:2019 4.5.2 (Measurement)	The wick shall not continue to glow or smoke for an average time of more than 30 s after extinguishing	PASS Average: 10 s
Container Candles	EN 15493:2019 4.6 (Visual Check)	The container shall not crack or break at any time throughout the burning test	PASS

The room temperature during testing was 20±5°C
Wicks were trimmed to 5mm before lighting.

Candle Performance (240 ± 5 min cycles with >60min pause between cycles)

Sample Ref.	Gross Weight (g)	Total Wax Consumed (g)	*Total Burning Time (h)	Wax Consumption Rate (g/h)
CS0296G-1	539.9	203.3	41.4	4.91
CS0296G-2	546	201.5	41.4	4.87
CS0296G-3	540.2	207.3	41.4	5.01

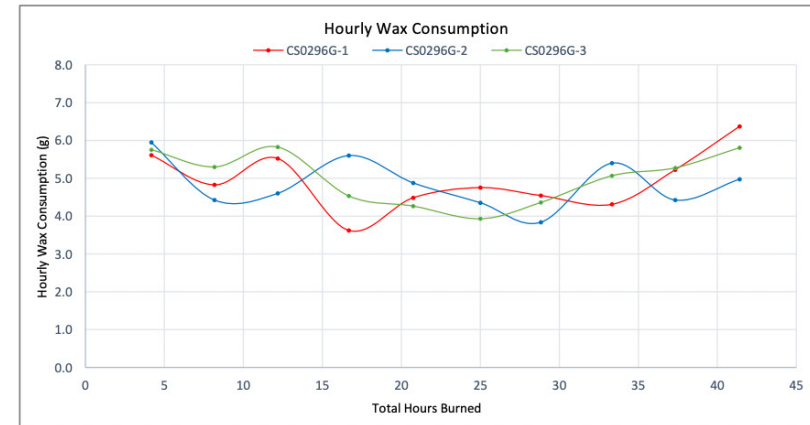
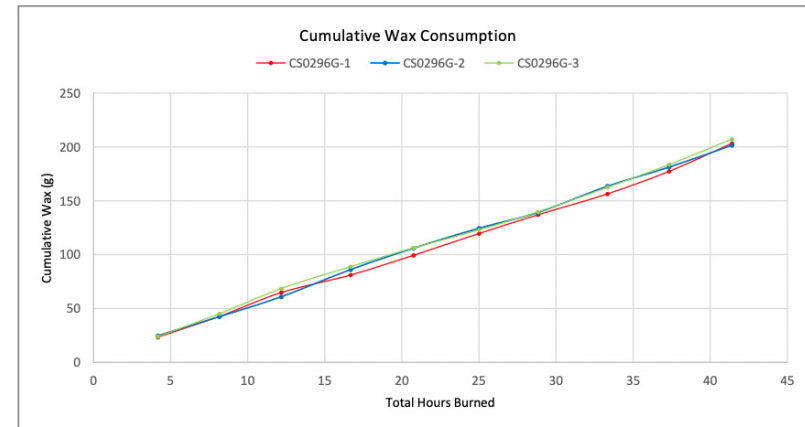
*If a candle self-extinguishes during the final burn cycle, the time of self-extinguishing is estimated.

Notes and Discussion:

CANDLE SHACK

Candle Shack Ltd
Unit A, West Carron Works
Stenhouse Rd
Carron
Stirlingshire
FK2 8DR


CHARTS




CANDLE SHACK

IMAGE GALLERY


Candle Shack Ltd
Unit A, West Carron Works
Stenhouse Rd
Carron
Stirlingshire
FK2 8DR



End of Burn Front - Sample 1



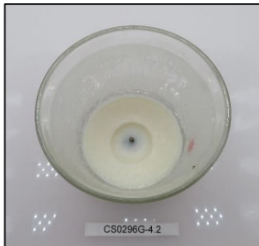
End of Burn Front - Sample 2



End of Burn Front - Sample 3



End of Burn Top - Sample 1



End of Burn Top - Sample 2



End of Burn Top - Sample 3

END OF REPORT

David Barn
Head of R&D