



FRAG4321

RECIPE -20CL

**THE TEMPTRESS IN CS1**

# CANDLE SHACK

## DESCRIPTION



## INGREDIENTS FOR EACH CANDLE

|   |
|---|
| <a href="#">1x 20cl glass jar</a>                         |
| <a href="#">11.5g of The Temptress Fragrance Oil</a>      |
| <a href="#">153.45g of Candle Shack CS1 Container Wax</a> |
| <a href="#">1x LX14 Wick</a>                              |
| <a href="#">1x 15mm Adhesive Wick Pad</a>                 |
| <a href="#">1x WickClaw Tool for 20cl Glass</a>           |

## WAX

Candle Shack's CS1 Container Wax is blended from mineral and rapeseed oil. It is optimised for scent throw and maintains excellent hot and cold throw while using less fragrance. This vegan-friendly container wax also has a beautiful white texture and unmatched stability, making it popular with our luxury clients.

## VESSEL

Our Lotti 20cl glass is manufactured in Italy and meets the highest standards of clarity and tolerance.  
Height: 84mm  
Diameter: 70.5mm  
Internal height: 66mm

## WICK

The Wedo LX candle wick series is one of Wedo's simplest and most popular wicks. Suitable for paraffin container candles, votives and pillar candles, the LX wicks are made of cotton and are without cores. All wicks are 110mm long with a thin paraffin wax coating for stability.

## USAGE RECOMMENDATIONS

- We recommend heating CS1 to 75°C to melt.
- Add the fragrance at 70°C and stir for 60 seconds.
- Warm your glasses by putting them in a 40°C oven for 5 to 10 minutes.
- The mixture is ready to pour at 65°C into warmed glasses.
- If the top is uneven once set, you can flash the surface with a heat gun or do a top-up pour to get a clean finish.
- Leave the candle to cure for at least 2 days for the best results.

## DISCLAIMER

Each report shows test results for a set of candles made by Candle Shack's R&D team for that particular recipe. The test reports are not a guarantee that all candles made to the recipe will burn in exactly the same way. Variables such as ambient temperature, air flow, or the manufacturing process can affect the burning profile of a candle, so it is recommended that candle makers conduct their own testing to ensure that they are satisfied with the performance of their product.

# CANDLE SHACK

Candle Shack Ltd, Unit A, West Carron Works,  
Stenhouse Road, Carron, Stirlingshire, FK2 8DR

Technical report on a test set of candles made in Candle Shack R&D department for sooting behaviour testing and fire safety testing

Date of Report: 13/12/22

Testing Period: 05/12/2022 - 13/12/2022

|                  |  |                    |         |
|------------------|--|--------------------|---------|
| Sample Ref       | RCP0084E-1                                 | No. of Samples     | 3       |
| Candle Name      | 20cl The Temptress Candle, 7% in CS1       |                    |         |
| Description      | 165g Blended Mineral Wax Fragranced Candle |                    |         |
| Fragrance        | The Temptress                              | Weight per candle  | 1155g   |
| Wax              | Candle Shack Blended Mineral CS1 Wax       | Weight per candle  | 153.45g |
| Colour           | White                                      | Height             | 84mm    |
| Wick Type        | LX14                                       | Top Diameter (ext) | 70mm    |
| Wick Positioning | Centred                                    | Top Diameter (int) | 65mm    |
| Surface Defects  | None                                       | Base Diameter      | 67mm    |

## TECHNICAL REPORT

### Part 1: SPECIFICATION FOR SOOTING BEHAVIOUR

To evaluate the performance of a test set of candles in a controlled environment against the requirements of **BS EN 15426:2018** (Candles. Specification for sooting behaviour)

### Part 2: SPECIFICATION FOR FIRE SAFETY

To evaluate the performance of a test set of candles in a controlled environment against the requirements of **BS EN 15493:2019** (Candles. Specification for fire safety)



# CANDLE SHACK

## Part 1: SPECIFICATION FOR SOOTING BEHAVIOUR

### Requirement

When tested in accordance with clause 9 of EN 15426:2018, the average soot index per hour from three tests (samples) shall be less than 1.0/h

The room temperature during testing was 20±5°C

Wicks were trimmed to 5mm before lighting.

Cycles: 3 x 240 ± 5 min cycles with >60min pause between cycles)

Soot testing was performed in wire mesh cylinder Type 2 (Diameter: 300 ± 10 mm)

| Sample Ref.  | Total burn time $t_m$ (h) | Hourly soot index $Si_h$ | Average soot index per hour $Si_h$ | Result |
|--------------|---------------------------|--------------------------|------------------------------------|--------|
| RCP0084E-1.1 | 8.00                      | 0.03                     | 0.04                               | PASS   |
| RCP0084E-1.2 | 8.00                      | 0.03                     |                                    |        |
| RCP0084E-1.3 | 8.00                      | 0.06                     |                                    |        |



# CANDLE SHACK

## Part 2: SPECIFICATION FOR FIRE SAFETY

| Test Property                 | Test Method                           | Test Requirements  | Result                 |
|-------------------------------|---------------------------------------|--|------------------------|
| Stability                     | EN 15493:2019 4.1<br>(Visual Check)   | Candle should not tip over when placed on a 10° incline plane  | PASS                   |
| Secondary Ignition            | EN 15493:2019 4.2<br>(Visual Check)   | No secondary ignition shall occur for more than 10 s   | PASS                   |
| Flame Height                  | EN 15493:2019 4.3<br>(Measurement)    | The flame height for all candle types, except for tea lights, shall not exceed 75mm. The flame height for tea lights shall not exceed 30mm | PASS<br>Maximum: 25 mm |
| Behaviour after extinguishing | EN 15493:2019 4.5.1<br>(Visual Check) | After extinguishing the candle shall not spontaneously re-light  | PASS                   |
|                               | EN 15493:2019 4.5.2<br>(Measurement)  | The wick shall not continue to glow or smoke for an average time of more than 30 s after extinguishing                                     | PASS<br>Average: 7 s   |
| Container Candles             | EN 15493:2019 4.6<br>(Visual Check)   | The container shall not crack or break at any time throughout the burning test   | PASS                   |

The room temperature during testing was 20±5°C

Wicks were trimmed to 5mm before lighting.

Candle Performance (240 ± 5 min cycles with >60min pause between cycles)

| Sample Ref.  | Gross Weight (g) | Total Wax Consumed (g) | *Total Burning Time (h) | Wax Consumption Rate (g/h) |
|--------------|------------------|------------------------|-------------------------|----------------------------|
| RCP0084E-1.1 | 393.6            | 145.4                  | 36.0                    | 4.04                       |
| RCP0084E-1.2 | 388.6            | 140.7                  | 36.0                    | 3.91                       |
| RCP0084E-1.3 | 387.1            | 137.9                  | 36.0                    | 3.83                       |

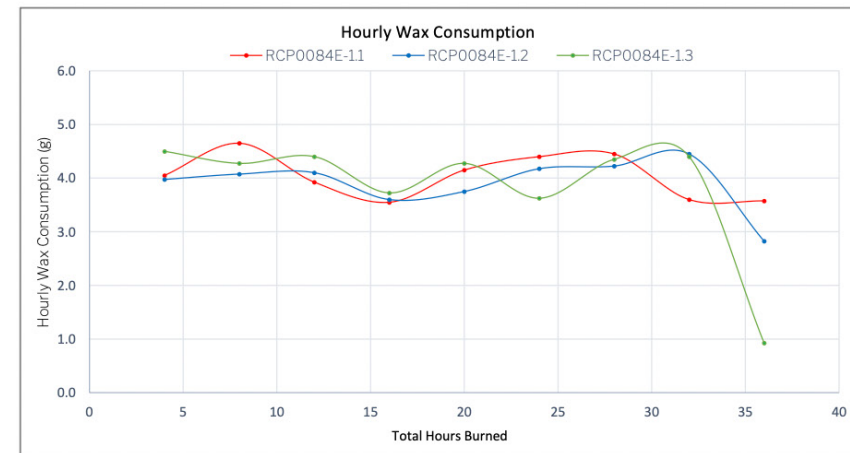
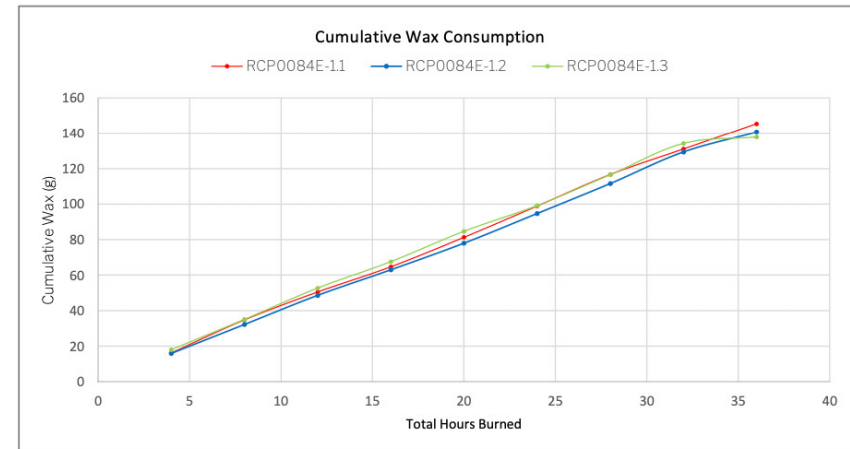
\*If a candle self-extinguishes during the final burn cycle, the time of self-extinguishing is estimated.

### Notes and Discussion:



# CANDLE SHACK

## CHARTS




# CANDLE SHACK


## IMAGE GALLERY




End of Burn Front - Sample 1




End of Burn Front - Sample 2




End of Burn Front - Sample 3



End of Burn Top - Sample 1



End of Burn Top - Sample 2



End of Burn Top - Sample 3

## END OF REPORT

*Patrycja Krajewska*

Patrycja Krajewska  
Candle Making Technician

