



FRAG4301

RECIPE - 20CL

THE DARK MASQUERADE IN RCX

CANDLE SHACK

DESCRIPTION

THE DARK MASQUERADE

TOP NOTES - FRANKINCENSE, BERGAMOT, AKIGALAWOOD

HEART NOTES - VETIVER, WOODY, CYCLAMEN, CASHMERAN

BASE NOTES - PATCHOULI, CISTE, COUMARIN, LABDANUM, VANILLA

INGREDIENTS FOR EACH CANDLE

| |
|--|
| 1x 20cl glass jar |
| 16.5g of The Dark Masquerade Fragrance Oil |
| 148.5g of Candle Shack Ecosystem RCX |
| 1x CL10 Wick |
| 1x 15mm Adhesive Wick Pad |
| 1x WickClaw Tool for 20cl Glass |

WAX

Candle Shack's EcoSystem Rapeseed & Coconut (RCX) is a natural wax blend. It was developed in Europe exclusively for Candle Shack and is made from rapeseed and coconut oil... and nothing else! It is free from paraffin, soy, palm, beeswax and synthetic additives.

VESSEL

Our Lotti 20cl glass is manufactured in Italy and meets the highest standards of clarity and tolerance.

Height: 84mm

Diameter: 70.5mm

Internal height: 66mm

WICK

Crafted from unbleached cotton and interwoven with a linen thread, CL candles wicks are innovative flat wicks designed to minimise afterglow and smoking while maintaining rigidity. All wicks are 110mm long with a thin paraffin coating for stability.

USAGE RECOMMENDATIONS

- We recommend heating RCX to 60°C to melt.
- Add the fragrance at 60°C and stir for 60 seconds.
- The mixture is ready to pour at 38°C into glasses at room-temperature.
- If the top is uneven once set, you can flash the surface with a heat gun or do a top-up pour to get a clean finish.
- Leave the candle to cure for at least 2 days for the best results.

DISCLAIMER

Each report shows test results for a set of candles made by Candle Shack's R&D team for that particular recipe. The test reports are not a guarantee that all candles made to the recipe will burn in exactly the same way. Variables such as ambient temperature, air flow, or the manufacturing process can affect the burning profile of a candle, so it is recommended that candle makers conduct their own testing to ensure that they are satisfied with the performance of their product.

CANDLE SHACK

Candleshack Ltd, Unit A, West Carron Works,
Stenhouse Road, Carron, Stirlingshire, FK2 8DR

Technical report on a test set of candles made in Candle Shack R&D department for sooting
behaviour testing and fire safety testing

Date of Report: 14/12/22

Testing Period: 02/12/2022 - 12/12/2022

| | | | |
|-------------------------|---|---------------------------|--------|
| Sample Ref | RCP0083B-1 | No. of Samples | 3 |
| Candle Name | 20cl The dark masquerade Candle, 10% in RCX | | |
| Description | 165g Rapeseed & Coconut Wax Fragranced Candle | | |
| Fragrance | The dark masquerade | Weight per candle | 16.5g |
| Wax | Candle Shack Ecosystem RCX | Weight per candle | 148.5g |
| Colour | White | Height | 84mm |
| Wick Type | CL10 | Top Diameter (ext) | 70mm |
| Wick Positioning | Centred | Top Diameter (int) | 65mm |
| Surface Defects | None | Base Diameter | 67mm |

TECHNICAL REPORT

Part 1: SPECIFICATION FOR SOOTING BEHAVIOUR

To evaluate the performance of a test set of candles in a controlled environment against the requirements of BS EN 15426:2018 (Candles. Specification for sooting behaviour)

Part 2: SPECIFICATION FOR FIRE SAFETY

To evaluate the performance of a test set of candles in a controlled environment against the requirements of BS EN 15493:2019 (Candles. Specification for fire safety)



CANDLE SHACK

Part 1: SPECIFICATION FOR SOOTING BEHAVIOUR

Requirement

When tested in accordance with clause 9 of EN 15426:2018, the average soot index per hour from three tests (samples) shall be less than 1.0/h

The room temperature during testing was 20±5°C

Wicks were trimmed to 5mm before lighting.

Cycles: 3 x 240 ± 5 min cycles with >60min pause between cycles)

Soot testing was performed in wire mesh cylinder Type 2 (Diameter: 300 ± 10 mm)

| Sample Ref. | Total burn time t_m (h) | Hourly soot index $S_{i,h}$ | Average soot index per hour $S_{i,h}$ | Result |
|--------------|------------------------------|--------------------------------|--|--------|
| RCP0083B-1.1 | 8.00 | 0.06 | 0.11 | PASS |
| RCP0083B-1.2 | 8.00 | 0.18 | | |
| RCP0083B-1.3 | 8.00 | 0.09 | | |



CANDLE SHACK

Part 2: SPECIFICATION FOR FIRE SAFETY

| Test Property | Test Method | Test Requirements | Result |
|--------------------------------------|---------------------------------------|--|------------------------|
| Stability | EN 15493:2019 4.1 (Visual Check) | Candle should not tip over when placed on a 10° incline plane | PASS |
| Secondary Ignition | EN 15493:2019 4.2 (Visual Check) | No secondary ignition shall occur for more than 10 s | PASS |
| Flame Height | EN 15493:2019 4.3 (Measurement) | The flame height for all candle types, except for tea lights, shall not exceed 75mm. The flame height for tea lights shall not exceed 30mm | PASS Maximum: 25 mm |
| Behaviour after extinguishing | EN 15493:2019 4.5.1 (Visual Check) | After extinguishing the candle shall not spontaneously re-light | PASS |
| | EN 15493:2019 4.5.2 (Measurement) | The wick shall not continue to glow or smoke for an average time of more than 30 s after extinguishing | PASS Average: 5 s |
| Container Candles | EN 15493:2019 4.6 (Visual Check) | The container shall not crack or break at any time throughout the burning test | PASS |

The room temperature during testing was 20±5°C

Wicks were trimmed to 5mm before lighting.

Candle Performance (240 ± 5 min cycles with >60min pause between cycles)

| Sample Ref. | Gross Weight (g) | Total Wax Consumed (g) | *Total Burning Time (h) | Wax Consumption Rate (g/h) |
|--------------|------------------|------------------------|-------------------------|----------------------------|
| RCP0083B-1.1 | 392.9 | 151.3 | 36.0 | 4.20 |
| RCP0083B-1.2 | 396.4 | 154.2 | 36.0 | 4.28 |
| RCP0083B-1.3 | 394.8 | 148.2 | 36.0 | 4.12 |

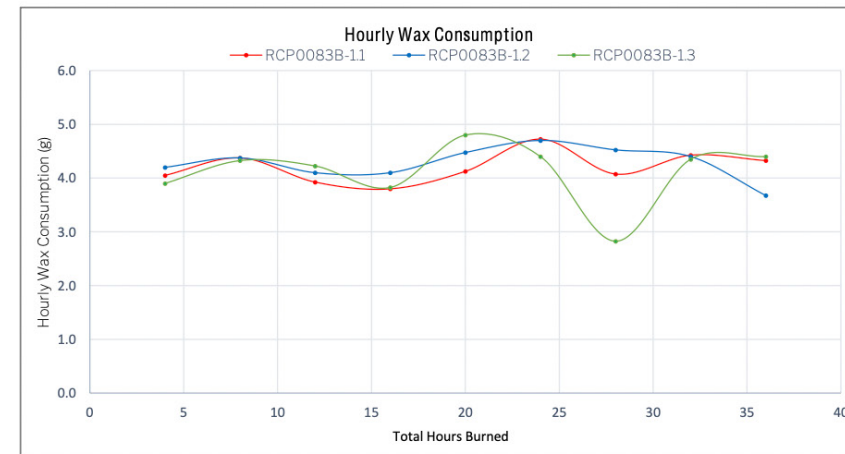
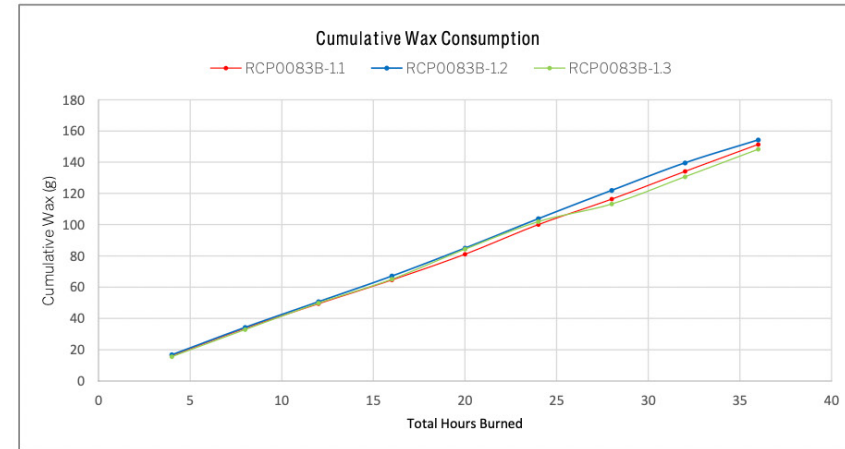
*If a candle self-extinguishes during the final burn cycle, the time of self-extinguishing is estimated.

Notes and Discussion:



CANDLE SHACK

CHARTS



CANDLE SHACK

Part 2: SPECIFICATION FOR FIRE SAFETY

| Test Property | Test Method | Test Requirements | Result |
|--------------------------------------|---------------------------------------|--|------------------------|
| Stability | EN 15493:2019 4.1 (Visual Check) | Candle should not tip over when placed on a 10° incline plane | PASS |
| Secondary Ignition | EN 15493:2019 4.2 (Visual Check) | No secondary ignition shall occur for more than 10 s | PASS |
| Flame Height | EN 15493:2019 4.3 (Measurement) | The flame height for all candle types, except for tea lights, shall not exceed 75mm. The flame height for tea lights shall not exceed 30mm | PASS Maximum: 25 mm |
| Behaviour after extinguishing | EN 15493:2019 4.5.1 (Visual Check) | After extinguishing the candle shall not spontaneously re-light | PASS |
| | EN 15493:2019 4.5.2 (Measurement) | The wick shall not continue to glow or smoke for an average time of more than 30 s after extinguishing | PASS Average: 5 s |
| Container Candles | EN 15493:2019 4.6 (Visual Check) | The container shall not crack or break at any time throughout the burning test | PASS |

The room temperature during testing was 20±5°C

Wicks were trimmed to 5mm before lighting.

Candle Performance (240 ± 5 min cycles with >60min pause between cycles)

| Sample Ref. | Gross Weight (g) | Total Wax Consumed (g) | *Total Burning Time (h) | Wax Consumption Rate (g/h) |
|--------------|------------------|------------------------|-------------------------|----------------------------|
| RCP0083B-1.1 | 392.9 | 151.3 | 36.0 | 4.20 |
| RCP0083B-1.2 | 396.4 | 154.2 | 36.0 | 4.28 |
| RCP0083B-1.3 | 394.8 | 148.2 | 36.0 | 4.12 |

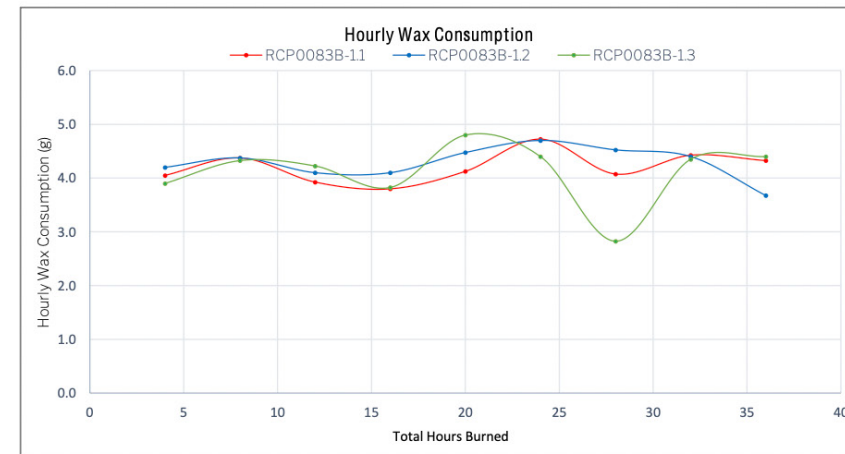
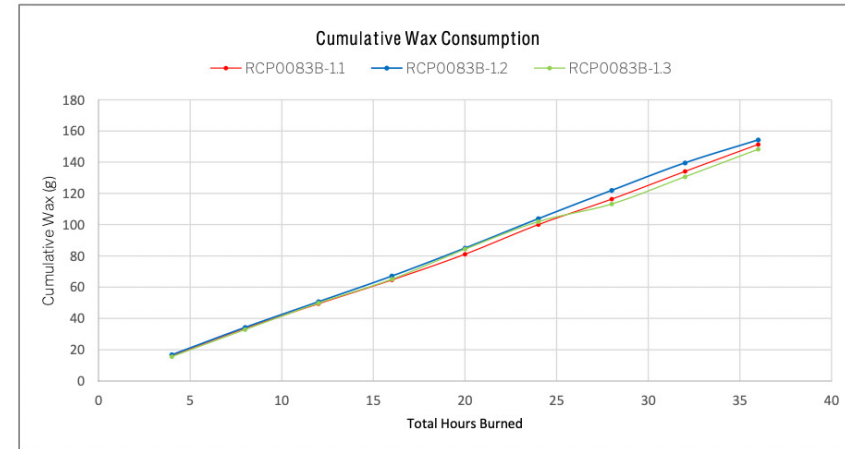
*If a candle self-extinguishes during the final burn cycle, the time of self-extinguishing is estimated.

Notes and Discussion:




CANDLE SHACK

CHARTS




CANDLE SHACK


IMAGE GALLERY



End of Burn Front - Sample 1



End of Burn Front - Sample 2




End of Burn Front - Sample 3



End of Burn Top - Sample 1



End of Burn Top - Sample 2



End of Burn Top - Sample 3

END OF REPORT

Patrycja Krajewska

Patrycja Krajewska
Candle Making Technician

