

Assembly Instruction



Applicable product model :
CODA 2S

a=8  M8*35mm

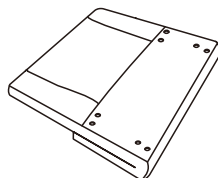
b=8  $\phi 8$

c=8  $\phi 8$

d=1  5mm




A=4

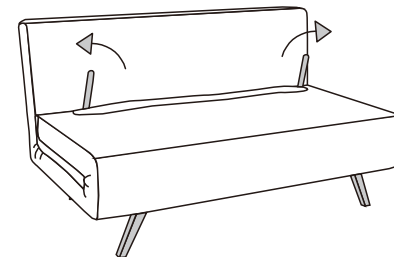


B=1


1



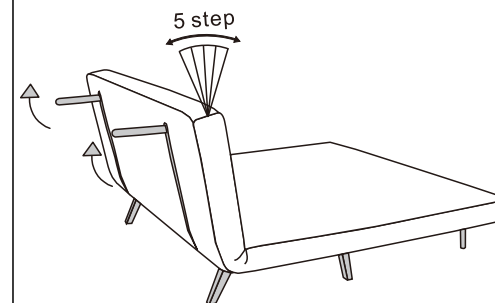
2



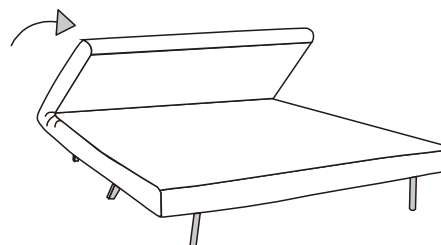
3



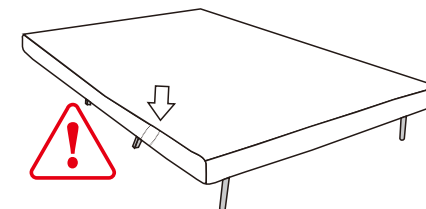
4



5



6



Sitting Directly Above Folding Joint Will Cause Sofa Bed To Close Within Itself

