

2+

BOTZEEES

TODDLER

CoDing TRAIIn SET

Instruction Manual



11 Building Playgrounds





RALLY RACERS

☆☆☆

CITY AIRPORT

☆☆☆☆

FANTASY LAND

☆☆☆☆

RESCUE HEROES

☆☆☆

PARADISE PORT

☆☆☆

END



How to Play

1. Set-up

Search For “Botzees Junior” and download the Botzees Junior app.



2. Add a set

When prompted, scan **This QR code** to unlock the **Botzees Toddler Coding Train set** features.



3. Unlock more combinations

Click the main image to try out more assembling combinations.



Compatibility:

Android 7+
iOS 11+


Please go to www.pai.technology to check the complete device compatibility list.



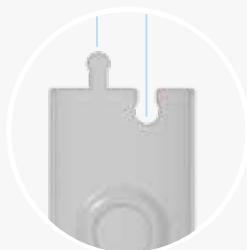


Wipe the product with a clean and soft cloth.

How to assemble the building blocks



How to assemble the tracks



How to assemble the trailer


Car

Hook



Trailer

Assemble the switcher



Note:
this step must be
completed by an adult.

Tips:

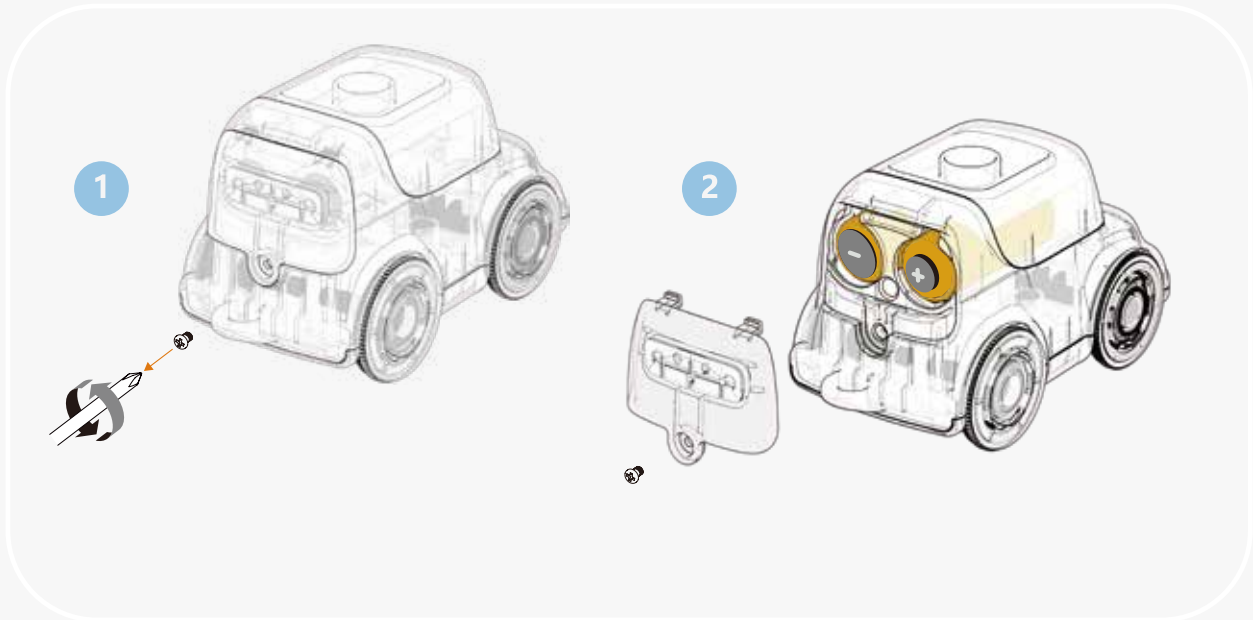


Set up the tracks and the building blocks on a flat surface. For building instructions, please scan the QR code on the cover to watch easy-to-follow instruction videos. Please note that gears and rotating parts need to be able to move freely.

Please read this notice before using this product.

Note: This step must be done under adult supervision, or completed by an adult.

Battery installation and replacement: You will need two (2) 1.5V AA batteries and a cross head screwdriver. (Batteries and screwdriver are not included in the package).



Install the train batteries

-Use a cross head screwdriver to unscrew the bottom screws counter-clockwise and remove the battery cover.

-Insert two (2) 1.5V AA batteries in the direction indicated inside the battery compartment.

-Replace the battery cover and screw clockwise to fasten with a screwdriver.

FAQ

How can I tell if the battery is almost exhausted?

- 1: The speed is significantly slower
- 2: It gets stuck when moving/not enough power
- 3: It cannot be turned on

What do I do if the main control unit does not turn on?

Please check to confirm:

1. Are the batteries exhausted? If batteries are exhausted, please replace the batteries
2. Are the batteries installed correctly? Check the polarity of the batteries; if installed incorrectly, please re-install the batteries to ensure they match the required polarity
3. Is the power turned on? Please try again after powering on the main control block

Difficulty Level



Level 1

Getting Started



Level 2

Basic Technique



Level 3


Advanced Technique



Level 4

Building Master

How to move the train



Push and Go

How to use action bricks



Put it in the groove

Description

Refuel



Lights on



Pause



Stop






See how the running train pushes objects forward.



Action bricks

● Stop



x2



x5



x2



x1



x1



x2



x1



x1



x1



x1



x2



x1




x1



x1

Field Trip




Let's push the ball to the destination.



Action bricks

 Stop



x6



x2



x2



x2



x1



x1



x1



x1



x1



x1



x1



x1



x1



x1



x1



x2



x1



x2



x2



x1



x1



x1

Windmill Farms




Push the ball through the forest and find the bus station.



Action bricks

 Stop



Tip: You can stop the train by placing a red action brick at the end of the track.



x4



x1



x3



x5



x2



x1



x1



x2



x1



x1



x1



x2



x1



x1



x1



x2



x1



x2



x1



x1



x1



x1



x1



x1

Zoo Keeper



Time to feed the animals. Bobo is going to deliver food to his animal friends.



Fetch the food at the feeding station and load them onto the trailer.



Time to stop where the animals live to feed them.



Could you help Bobo to deliver the food to the camel, the elephant, and the giraffe?



Tip: Put the correct animal stickers on the blocks.

Action bricks

● Stop

● Pause



x6	x3	x5	x2	x3	x2	x3	x2	x2	x2	x1	x2	x1	x2
x1	x1	x2	x1	x1	x1	x1	x1	x1	x2	x1	x2	x1	x1
x1	x1	x2	x6	x2	x1	x2	x2	x1	x2	x2	x2	x1	x1
x1	x1	x2	x1	x1	x2	x2	x1	x1	x1	x1	x1	x1	x1

Gas & Grab




Bobo is in charge of delivering building materials.



Part 2

Bobo is on his way from the construction site to the warehouse. Which way should he go? Decide which direction Bobo should go.



Bobo has to deliver the right materials for the construction site.



Let's help Bobo select the right materials to build a high-rise.



Action bricks

 Stop

 Pause



														
x3	x2	x6	x5	x3	x1	x2	x2	x1	x6	x1	x1	x1	x2	x1
														
x2	x2	x1	x1	x1	x1	x1	x2	x1	x4	x3	x2	x2	x1	x2
														
x1	x1	x5	x2	x2	x2	x2	x2	x1	x1	x1	x1	x2	x1	x1
														
x2	x1	x2	x1	x2	x1	x1	x1	x1	x1	x1	x1			


Play Land




Over the weekend, Bobo took Lulu to the park in his car.



They had a great meal at Coco's hamburger shop.



There were several attractions on the way. Let's stop and take the Pirate Ship.



There is a Ferris wheel and a seesaw. Let's play there.



Action bricks

 Stop

 Lights on



															
x1	x7	x7	x2	x1	x3	x1	x2	x1	x2	x5	x1	x1	x2	x2	x1
															
x1	x1	x2	x4	x1	x2	x1	x1	x2	x1	x1	x2	x1	x2	x1	x1
															
x2	x3	x4	x1	x3	x2	x1	x2	x2	x1	x1	x1	x1	x1	x1	x1
															
x1	x1	x2	x1	x1	x1	x1	x1	x2	x1	x1	x1	x1	x1	x1	


Rally Racers



Welcome to the exciting racecourse!



Overcome obstacles and challenges to claim victory!



Just as in any race, pit-stops are needed!



Return to the action after pit-stops for fuel and maintenance.

Rescue Heroes



Lulu hurt his leg and Bobo took him to the emergency center.



Bobo rushed Lulu into the clinic for a physical examination.



Coco treated Lulu by placing a bandage on his leg.



After Coco's treatment, Lulu soon recovered. Yay!

Paradise Port



Choo-Choo! Train approaching! Bobo is going to carry the cargo to the freighter.



The cargo area is on the left and the freighter loading area is on the right. Which way should he go?



He moved to the cargo area and carried the cargo onto the trailer.



Then he came to the freighter loading area. The crane loaded the cargo from the trailer to the freighter.


City Airport



Today, Bobo is taking plane trip. He drives to the airport.



He takes his bag to the baggage scanner, checks in, and waits for boarding in the lounge room.



Then, he checks out the beverage stores and play areas while waiting for his plane.



The final boarding call is announced. Bobo is boarding with his luggage. The plane takes off!

Fantasy Land



Bobo, Lulu, and Coco took the train to Fantasy Land.



Coco had a good time on the gyroscope while Bobo enjoyed the rocket kiddy ride.



The big rocket carousel is very popular. They boarded the cup. With the car moving it, the rocket carousel revolved swiftly.



Hungry and thirsty, they went for an ice-cream and took the big castle tour.

Warnings

1. Please dispose of the batteries properly. Keep the batteries out of the reach of children to avoid choking hazard.
2. Remove the batteries when they are exhausted or not in use for a long time.
3. Only the alkaline batteries can be used in the main controller of this product. Do not mix different types of batteries or old and new batteries.
4. Always take care to insert batteries correctly according to the designation of polarity (+ and -) on the batteries and the equipment.
5. Non-rechargeable batteries are not to be recharged; rechargeable batteries are only to be charged under adult supervision; rechargeable batteries are to be removed from the toy before being charged.
6. The supply terminals are not to be short-circuited.
7. Do not dispose of the product in fire.
8. Please use the recommended batteries or batteries of the same specification.

Safety

Other health and safety information

- This product must be used under direct supervision by adults.
- If the product comes in contact with liquid or other debris, please wipe it away immediately.
- Do not mishandle or throw the product.
- Do not squeeze or apply excessive pressure on the product surface, otherwise it may cause product deformation or damage.
- Do not place this product in or around heating equipment or high voltage equipment, as this may cause product damage or other accidents.
- Clean the product with a soft, dry cloth. Do not wash it.

Product information

Name: Botzees Toddler Coding Train set

Model: 11201

The package contains: 147 pieces (including the car and the trailer), stickers

Suitable age range: 2+ years old

Main material: PP

Pai Technology Inc.

520 Broadway, Santa Monica, California, USA. 90401.

Customer service information

Thank you for choosing Pai Technology. We want to ensure that you have the best experience with our products. If you encounter any technical difficulties or issues with this product, please email our customer service team at customerservice@pai.technology.

Patent and trademark

©2020 All rights reserved

iPhone, iPad, iPad Mini and iPad Pro are trademarks of Apple Inc.

Meets EN71 ASTM_F963, CPSIA&ROHS related standards.

Made in China





www.pai.technology