

glo[®]

GLO Science™ Professional
Take-Home Teeth Whitening Kit



www.gloscience.com



We're GLO Science™

GLO Science brings together breakthrough science and innovative design in beauty and oral care. Invented by oral health expert and renowned New York City aesthetic dentist, Dr. Jonathan B. Levine, your GLO Science™ Professional Take-Home Teeth Whitening Device is clinically proven to whiten teeth five shades in five days, with little to no sensitivity.

Your GLO Science™ device uses patented G.L.O. (Guided Light Optics) Technology that combines warming heat and light in a closed system mouthpiece to activate and accelerate the whitening process. The whitening gel is applied with patented GLO Vial technology for the most precise application and professional results.

It's time to smile with confidence.

Ready. Set. GLO!

What's in the Kit

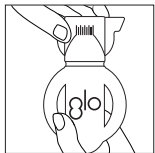


Quick Start Guide to GLO®



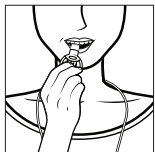
1 Get Ready to GLO®

Start with a fully charged control and place it around your neck. Remove mouthpiece from case and insert cord firmly into the side of the control.



2 Apply Lip Treatment & Open GLO Vial

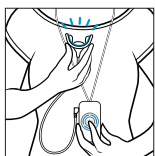
First apply a thin layer of GLO® Lip Treatment to your top and bottom lips (inside and out). Pull off GLO Vial cap. Squeeze gel onto the brush tip.



3 Apply Whitening Gel

Using a circular motion, apply a thin layer of gel to the top and bottom teeth, fronts only.

GLO Tip: Each day, you will use the contents of 1 GLO Vial for all four whitening applications.



4 Press GLO® & Whiten

Place mouthpiece in your mouth and press the GLO button on the control. Your mouthpiece will light up a brilliant blue. The mouthpiece will gently warm up with each application. After 8 minutes, your device will begin blinking and then automatically shut off, indicating the end of the 8-minute session.

How to GLO®

When whitening with GLO, you are free to move around and go about your day. After each 8-minute application, spit out excess saliva. Rinse the mouthpiece in warm water and begin your next application. Repeat for a total of four consecutive applications using 1 GLO Vial – it's just 32 minutes to GLO!

When complete, rinse the mouthpiece and place it back in its case. Whiten for 5 consecutive days. Depending on your starting shade and desired results, you can continue whitening for a total of up to 10 days in a row.

Purchase additional GLO Vials so your GLO Device can keep your smile white all year long.

Get ready to start smiling more!



Charging Your GLO® Professional Take-Home Teeth Whitening Device

- All it takes is 4 hours to fully charge your device.
- Attach small end of USB to bottom of control and connect other end to power adapter. Plug power adapter into electric outlet.
- Device blinks a brilliant blue when charging. Charge is complete when all 3 bands are solid and no longer blinking.
- When device is fully charged, remove GLO® control from power cord. Lights will automatically turn off. You are now ready to GLO!
- The control will stay charged for all four 8-minute applications. When you need to recharge, simply plug the device back into the charger.



1/3 charged



2/3 charged



fully charged

GLO® Tip: Take GLO® with you! You can charge your control through your computer and in any country.

How to Use GLO®

GLO dentists recommend using GLO to keep your smile white all year long! If you have had a GLO whitening treatment in the dental office, follow the at-home instructions from your dental professional.

To start whitening:

- One whitening session consists of four 8-minute applications – a total of 32 minutes per day.
- Use 1 professional-strength GLO Vial per session. Each GLO Vial contains enough gel for at least four 8-minute applications.
- Use GLO® for 5 consecutive days. Results will vary depending on your starting shade and genetics. You can whiten for up to 10 days if needed.

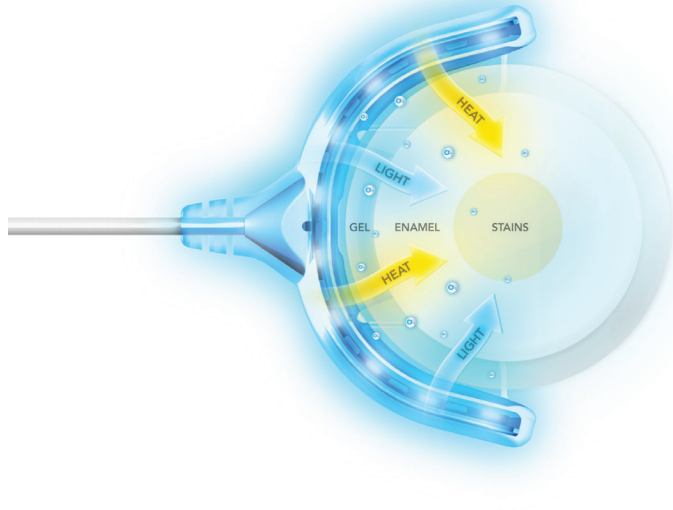
For optimal results:

- Brush teeth before you use your device.
- Whiten for 5 consecutive days. For optimal results, do not skip days in between whitening. However, if you start to experience mild sensitivity, stop whitening for a day and resume whitening the next day.
- Avoid food or drinks that would stain a white shirt. You can use GLO Vials on their own (without the device) to remove stains, touch up, and whiten on the go!

For ongoing maintenance, review your GLO whitening and touch up options with your dentist.

Guided Light Optics (G.L.O.) Technology and the GLO® Mouthpiece

The patented universal GLO mouthpiece combines LED light and warming heat in a closed system to prevent whitening oxygens from escaping. With each 8-minute application, the mouthpiece warms to the optimal temperature to accelerate the whitening gel. You get optimal whitening results with minimal to no sensitivity in just 32 minutes.



GLO Science™ Award-Winning Innovations

The Edison Awards recognize, honor, and foster innovation and innovators who create a positive impact in the world. GLO Science is honored to have received Edison Awards for excellence in new product and service development, marketing, design and innovation.



Professional Mouthpiece

The patented GLO Science™ Professional Mouthpiece combines warming heat and light in a closed-system to prevent whitening oxygens from escaping the teeth for a quicker, more effective whitening experience. The mouthpiece is a universal size that treats the top and bottom teeth at the same time.

The patented GLO® mouthpiece is used with the award-winning GLO Science Professional Teeth Whitening Device.

Get your smile white and bright with fast, long lasting teeth whitening results with little to no sensitivity.

Smiles just got smart!



GLO® Tip: Share GLO® with the family

Simply purchase an additional mouthpiece for each person and you can all share the same GLO Control.

Extra-Strength Professional Whitening Gel GLO Vials

Our patented professional-strength whitening gel GLO Vials are designed to be used with the GLO Science™ Professional Teeth Whitening Device.

Each GLO Vial contains professional strength whitening gel only available through your dental professional. The viscous gel stays put where you place it, and the brush tip targets teeth while avoiding contact with gums and soft tissue – eliminating sensitivity. Each GLO Vial is hermetically sealed to keep the formula fresh until opened.

Use the contents of 1 GLO Vial each day for four consecutive 8-minute applications. Your set of 10 GLO Vials can be used for 40 complete applications.



GLO® Tip: Make sure you don't run out of GLO Vials. Purchase professional-strength GLO Vial refills through your dental professional.

GLO Science™ Teeth Whitening Options Designed for You

In-Office



Fast in-office whitening appointment using GLO technology. No impressions. No trays. Same day superior results with little to no sensitivity.

Take-Home Device



Use the same GLO technology at home to get your smile 5 shades whiter in 5 days with little to no sensitivity. Great for use after your in-office whitening appointment to maintain your white smile at home.

GLO Vials



Whiten on the go! Just brush on to whiten or touch up anywhere, any time. No strips. No trays. No sensitivity.

Talk to your dental professional about your personalized whitening treatment plan to achieve your whitest, brightest, healthiest smile – and GLO!

Register Your GLO Science™ Professional Take-Home Teeth Whitening Device

It's fast and easy, and it ensures that your device is under warranty. **Register at www.gloscience.com/registration.** Don't forget to save your receipt as proof of purchase.

Our commitment to making you smile

We are committed to the quality of our products and want to ensure that your GLO Science™ Professional Take-Home Teeth Whitening Device works perfectly. We are excited for you to GLO knowing that your smile will get whiter and brighter – and that you will share your smile with confidence!

Connect with us!

Share your smile! We look forward to hearing from you. Get tips on what you need to know about your smile health and beauty. Share your GLO® experience and your whiter smile with us on Facebook @GLOScience, Twitter @GLO_Science or Instagram @glosciencenyc.

Visit us at gloscience.com or call us at 855-456-5976 for support and a GLO® expert will happily assist you.

Giving the Gift of Healthy Smiles

GLO® Good Foundation

GLO Science™ founders Dr. Jonathan B. Levine and Stacey Levine started the GLO® Good Foundation to bring oral health initiatives to underserved populations and end the global oral health crisis.



GLO Good focuses on 4 pillars: **education and tools** – trained professionals give people the knowledge to take charge of their oral health and provide the proper tools to do so; **treatment** – provide access to oral health care in underserved communities, taking people out of pain and restoring their smiles; **mentorship** – grow leaders to have a sustainable impact on the oral and systemic health in their communities; **empowerment** – change and improve people's smiles and inspire them to smile more often.

GLO Good has partnered with Help USA, Foundation Rwanda, Health Corps, Harlem Children's Zone, LA Cares and Let Love Rule Foundations to provide access to care and tools to those in need.

Your GLO purchase helps us let more people smile, period.



To learn more about GLO Good, please visit www.glogoodfoundation.org.

GLO® Tips & FAQs

GENERAL WHITENING TIPS:

Do I brush my teeth before I GLO®?

Yes, it is recommended that you brush your teeth before using GLO®.

How white can I get my smile?

Some of it is up to you and some is up to Mother Nature. GLO Science™ has been clinically proven to whiten teeth an average of five shades in five days.

Will the brightness and speed of everyone's results be the same?

Everyone's teeth are unique and have their own shade of white. The GLO® experience will be different for everyone, so take the time to treat your smile individually!

Will my teeth look too white and unnatural?

No. The good news is you control the shade of white and can achieve the ideal shade just for you.

What causes tooth staining and discoloration?

The most common reasons for dental discoloration are genetics, aging, medications, illness, and colored drinks such as coffee, cola, or wine.

What if my teeth have been sensitive to other whitening products?

GLO's unique gel formulation is alcohol and carbamide peroxide free. It is designed to stay put on your teeth, without migrating onto your gums and soft tissue – a common cause of tooth sensitivity.

Do I need to apply GLO® Lip Treatment before each application?

Yes. We recommend reapplying GLO® Lip Treatment to keep your lips moist and protected.

WHO CAN USE:

Can I use the GLO Science Professional Teeth Whitening Device if I have braces?

No, but you can use GLO Vials without the device to whiten while you have braces.

Will the GLO Science Professional Teeth Whitening Device work on bonded teeth, porcelain veneers and dental implants, crowns and bridges?

Yes. GLO® will gently lift stains and brighten restorations to their original shade without harm.

Can a teenager use the GLO Science™ teeth whitening device?

Yes. For teenagers and young adults (ages 14-21), complete only two 8-minute applications per day for a maximum of five days. Maintain with one 8-minute application per month.

Is the GLO Science™ Professional Take-Home Teeth Whitening Device FDA approved?

The GLO Science™ Professional Take-Home Teeth Whitening Device is a Class 1 Medical Device and has been registered with the FDA.

ORAL HEALTH TIPS:

1. Have a professional cleaning at least 2x per year.
2. Brush for 2 minutes, 2x per day to prevent plaque and tartar build up.
3. Use a soft-bristle brush to minimize gum damage. Hold the toothbrush at 45-degree angle to the gum and brush in a circular motion.
4. Floss every day.
5. Brush and scrape your tongue frequently.
6. Use alcohol-free mouthwash 1x a day.
7. Drink water frequently to wash away leftover food from the teeth and tissue – water also helps prevent dry mouth.

GLO® Tips & FAQs (continued)

WHITENING GEL & GLO VIAL TIPS:

Can I reuse an opened whitening gel GLO Vial?

Yes, each GLO Vial contains enough whitening gel for at least 4 applications. Once opened, the gel inside remains active for seven days.

Where is it best to store my extra GLO Vials?

It is best to keep them in a cool, dry place.

Is it OK to swallow the gel while whitening?

Hydrogen peroxide whitening gel should not be swallowed. If a small amount is accidentally ingested, rinse your mouth and drink fluids.

What do I do if I experience sensitivity?

Take a one day break from whitening to allow your teeth to rest. When you resume whitening, complete only two or three 8-minute applications per day. Be sure to apply GLO® Lip Treatment generously to the inside and outside of lips and reapply in between applications. If sensitivity persists, visit your dental professional for a check-up as it could indicate a dental or periodontal problem.

Can I use other whitening gels with the GLO Science™ Device?

No, our GLO Vials are specifically formulated and tested to work safely ONLY when used with GLO® components. Other gels & products may cause sensitivity and unknown/untested results.

MOUTHPIECE & CONTROL TIPS:

Will the light from the GLO Science™

Mouthpiece or GLO® Control affect my skin?

No, there is no UV light. It is LED light.

Do I bite down on the mouthpiece while it is in my mouth?

Yes, gently bite down and relax your lips and jaw.

How long will my control battery last if fully charged?

1 band of light = one application

2 bands lit = three applications

3 bands lit = up to 6 applications

What do I do if I need to pause my session?

First press the GLO® button to turn off. Do not unplug mouthpiece while the control is lit.

Can I whiten while charging the control?

No. For your safety, the GLO® control will not turn on while charging.

What do I do if my mouthpiece won't light up?

Your control will ONLY work when the mouthpiece is attached. Check to be sure the cord is securely plugged into your charged GLO® control.

If you are having difficulty with your device, please call us at 855-456-5976.

GLO® One Year Limited Warranty

GLO Science™ Inc. commits to the original retail purchaser that we will replace your GLO Science™ Professional Personal Teeth Whitening Device and/or components within one year from the date of purchase, for any manufacturing defect in the GLO Science Professional Personal Teeth Whitening Device or components. (Components include: the GLO Mouthpiece and Case, GLO Control, GLO Dock, Lanyard and USB/Power Adapter, GLO Science™ Professional Whitening Gels and GLO Lip Care).

If the product you have shipped back is a model no longer being made and is unavailable at that time, we will happily replace the product with the most recent model.

To process a return, please call 855-GLO-5976 (855-456-5976) . We will provide you with a valid Return Authorization Number, which must be accompanied with your return together with a valid itemized receipt for the returned goods. To ship back your Device, for your convenience, we will provide you with a UPS prepaid postage label mailed directly to you for the return of your product. If you choose to return your Device or components and not use the UPS label we provide, we will not be responsible for the product being lost or damaged.

Our GLO® Limited Warranty does not cover any of the following

- Defects, damage or other conditions caused, in whole or in part, by misuse, abuse, neglect, negligence, alteration, accident, freight damage, improper repair, improper maintenance, improper, abnormal or excessive use and/or failure to obtain a replacement in a timely manner, as prescribed by GLO Science™ Inc.
- Defects or damages that are a result of an act of nature (such as a flood or earthquake) or acts of war or terrorism.
- Damage resulting from improper use of parts or accessories that are not compatible with GLO Science™ Professional Personal Teeth Whitening System and/or components, including but not limited to the breakage or fracture of the GLO Science™ Professional Personal Teeth Whitening System and/or components by any reason other than by manufacturing defect.
- Ordinary wear and tear on GLO Science™ Professional Personal Teeth Whitening Device and/or components.

- Defects or damages as a result of any modification of GLO Science™ Professional Personal Teeth Whitening Device and/or components.
- Cosmetic damage, including scratches or dents.
- Accessories or parts that are not those of GLO Science™.
- Products purchased, new or used, from unauthorized distributors or through unauthorized distribution channels.
- Damage resulting from use of GLO Science™ Professional Personal Teeth Whitening Device with a voltage source, other than the voltage source supplied with the GLO Science Professional Personal Teeth Whitening Device.
- GLO Science's only obligation under this warranty is the replacement of defective material that comprises the GLO Science™ Professional Mouthpiece and the GLO Science™ Professional Personal Teeth Whitening Device. GLO Science™ shall not be liable and hereby disclaims any direct, special, indirect, incidental, exemplary or consequential damages or delays or losses under any other legal theory, including but not limited to, loss of use, loss of revenue, or loss of profits.

Warranty Disclaimer

This warranty is GLO Science's only warranty and is in lieu of all other warranties, express or implied. GLO Science™ makes no implied warranties of any kind, including any implied warranties or merchantability or fitness for a particular purpose.

All of us at GLO Science™ are committed to making your GLO® experience as positive as it can be. Simply contact us anytime at 855-GLO-5976 (855-456-5976) and we will be happy to assist you. Visit www.gloscience.com for news and updates on GLO Science™.

**GLO Science™ Professional Strength
Whitening Gel GLO Vials**

Net wt 10 x 2.9 ml, 10 x 0.1 oz

Ingredients:

Hydrogen Peroxide, Distilled Water,
Polyethylene Glycol 400, Glycerin,
Triethanolamine, Sodium Saccharin,
Versene EDTA, Carbopol, Flavor.

Warnings:

- If irritation (such as redness, swelling, soreness) of the gums or the mouth occurs, discontinue use and consult a dentist.
- Products containing peroxides are not recommended for use by children under 12 years of age.
- Use for periods of longer than 14 days is to be only under the supervision of a dentist.
- Avoid contact of the product with the eye.
- Avoid direct contact of the active surface of the tooth whitening product with the gums and/or salivary flow.

GLO® Lip Treatment

Net wt .30 oz, 8.50 g

Ingredients:

Ricinus Communis (Castor) Seed Oil, Beeswax/
Cire d'abeille, Mentha Piperita (peppermint)
leaf, Stearalkonium Hectorite, Butyrospermum
Parkii (Shea) Butter*, Vanilla Planifolia Fruit
extract, Menthol, Alcohol, Aloe Barbadensis
Leaf Juice*, Copernicia Cerifera (Carnauba)
Wax, Tocopherol, Ammonium Glycyrhizate,
Ubiquinone. *Organic.

Cautions:

Consult with a dental professional before use if you have untreated dental cavities or any form of gum disease. If gum irritation occurs, stop using the product and contact your dental professional. Avoid getting the gel on fabric or clothing as it may lead to discoloration.

GLO® (stylized) and GLO Science™ are Registered Trademarks of GLO Science™, Inc. GLOing, G-Vial, G.L.O. and Guided Light Optic are Trademarks/Service marks of GLO Science™, Inc. All rights reserved.

Electrical Specification:
Input: 100-240 VAC, 50-60 Hz, 0.2A
Output: 5 VDC, 1A
Light output: 10/0.13W 470 nm Blue LEDs
D 3009 Rev. 4

Teeth Whitening GLO Vials are
Made in the USA

GLO Lip Treatment is
Made in the USA

GLO Teeth Whitening Device Components (Travel Case, Mouthpiece & Case, Control & Lanyard, Power Adapter & Universal USB Cable) are Made in China

Distributed by GLO Science™ LLC 10 W.
37th Street, New York, NY 10018©2018
GLO Science™ LLC
122817V1

smile more


laugh more

#getgloing

 GLOScience

Follow Us! #getgloing

 glosciencenyc

 @GLO_Science

www.gloscience.com