




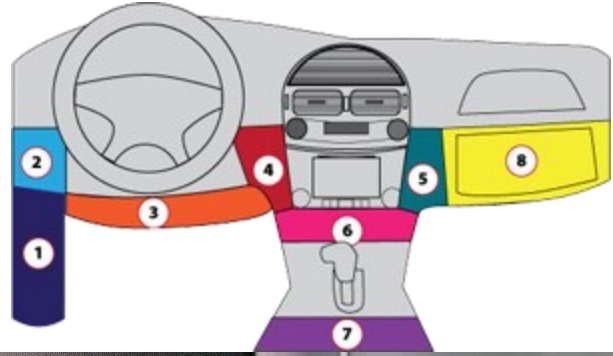
Package Contents



Scout Plug-And-Play GPS Tracker

Note: Please write down the tracker number (example ind100) with the vehicle number/name If installing more than one device.


1. Locate Vehicle OBD2 Port



2. Plug Device In



3. (optional) Install OBD2 Splitter cable



4. Activate Device

Go to www.odtracking.com/activate to activate your new device(s) Or call 317-662-4636.



CALL TO ORDER 317-662-4636
LOGIN TRACKING QUOTE/BUY ABOUT SUPPORT

SELECT WHICH DEVICE TO ACTIVATE

