


# NOVA PRO SCALA

## High drawer H250




- Slim, closed drawer side
- High stability up to a front height of 780 mm
- Can be customised using designer panels
- Integrated height, side and tilt angle adjustment
- Straight inside surfaces and narrow installation width ensure optimal utilisation of space
- Tool-free installation and removal of the front
- Same bottom panel and back panel width
- No need to machine the bottom panel

### Notice:

- Front-bottom panel connector recommended for KB 800 mm and above (see accessories)


## ORDER INFORMATION

**1 Nova Pro Scala Drawer sides H250 with drawer side lock**  
Set: Left, Right




NL	Ice	Silver	Stone	Zircon
	Left, Right	Left, Right	Left, Right	Left, Right
400	F100132720	F100132725	F100132715	F100133379
450	F100132721	F100132726	F100132716	F100133382
500	F100132722	F100132727	F100132717	F100133385
550	F100132723	F100132728	F100132718	F100133388
600	F100132724	F100132729	F100132719	F100133391

**1 Nova Pro Scala H250 drawer sides**  
Piece




NL	Ice	Ice	Silver	Silver
	Left	Right	Left	Right
350	F100131062	F100131063	F100131089	F100131090
400	F100131065	F100131066	F100131092	F100131093
450	F100131068	F100131069	F100131095	F100131096
500	F100131071	F100131072	F100131098	F100131099
550	F100131074	F100131075	F100131101	F100131102
600	F100131077	F100131078	F100131104	F100131105
650	F100131080	F100131081	F100131107	F100131108
NL	Stone	Stone	Zircon	Zircon
	Left	Right	Left	Right
350	F100131035	F100131036	F100134369	F100134370
400	F100131038	F100131039	F100133380	F100133381
450	F100131041	F100131042	F100133383	F100133384
500	F100131044	F100131045	F100133386	F100133387
550	F100131047	F100131048	F100133389	F100133390
600	F100131050	F100131051	F100133392	F100133393
650	F100131053	F100131054	F100134399	F100134400

**2 Installation hook**  
Piece: Left or right




BLA	Mounting material	Art. no.
32	Dowel (pre-mounted)	F102021854
32	Expansion dowel (pre-mounted)	F102117719
32/50	Screw (excl.)	F102021855
50	Dowel (pre-mounted)	F102021153
50	Expansion dowel (pre-mounted)	F102117720

**3 Front clip**  
Piece: Left or right



BLA	Mounting material	Art. no.
32	Screw (excl.)	F102104833
32	Dowel (pre-mounted)	F102104834
32	Expansion dowel (pre-mounted)	F102104835

**4 Drawer side lock**  
Piece: Left or right



Ø	Type of assembly	Art. no.
3.5	Screw-on	F102109564

**Nova Pro Slides**  
page 30



**Nova Pro Front support for high fronts**  
page 80

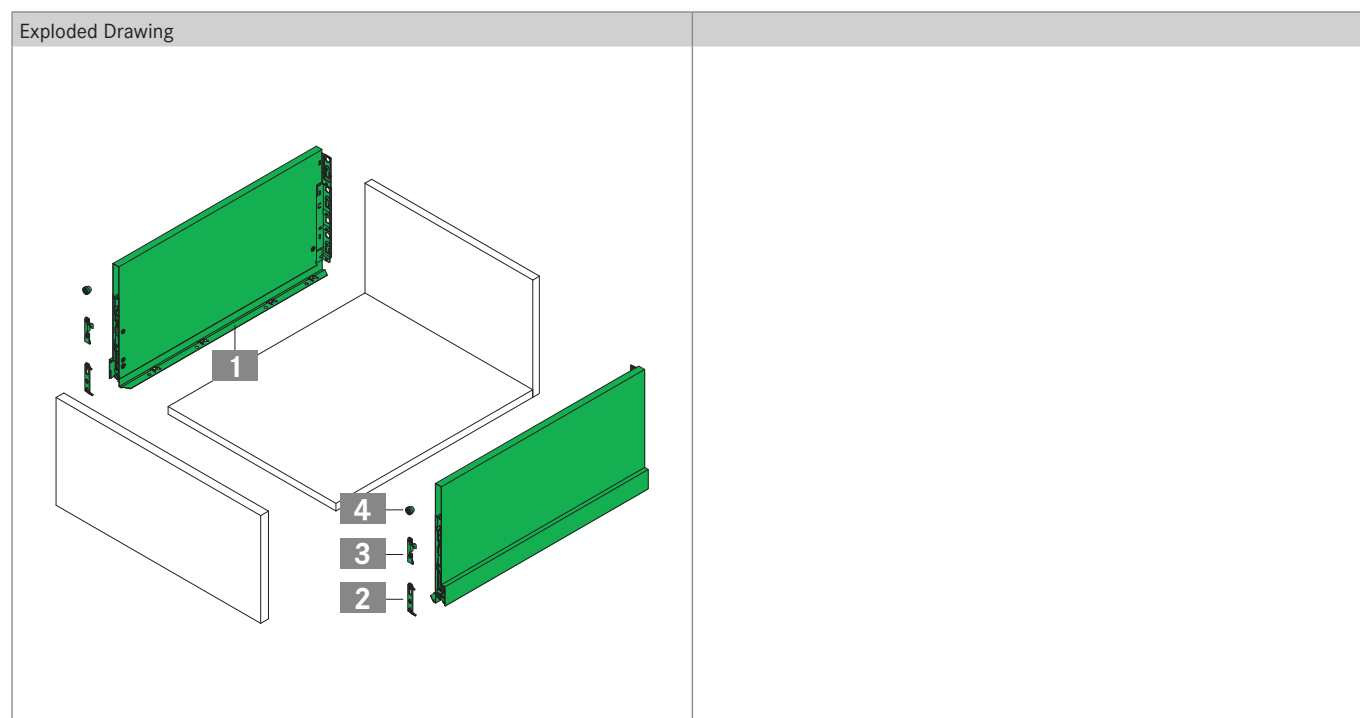
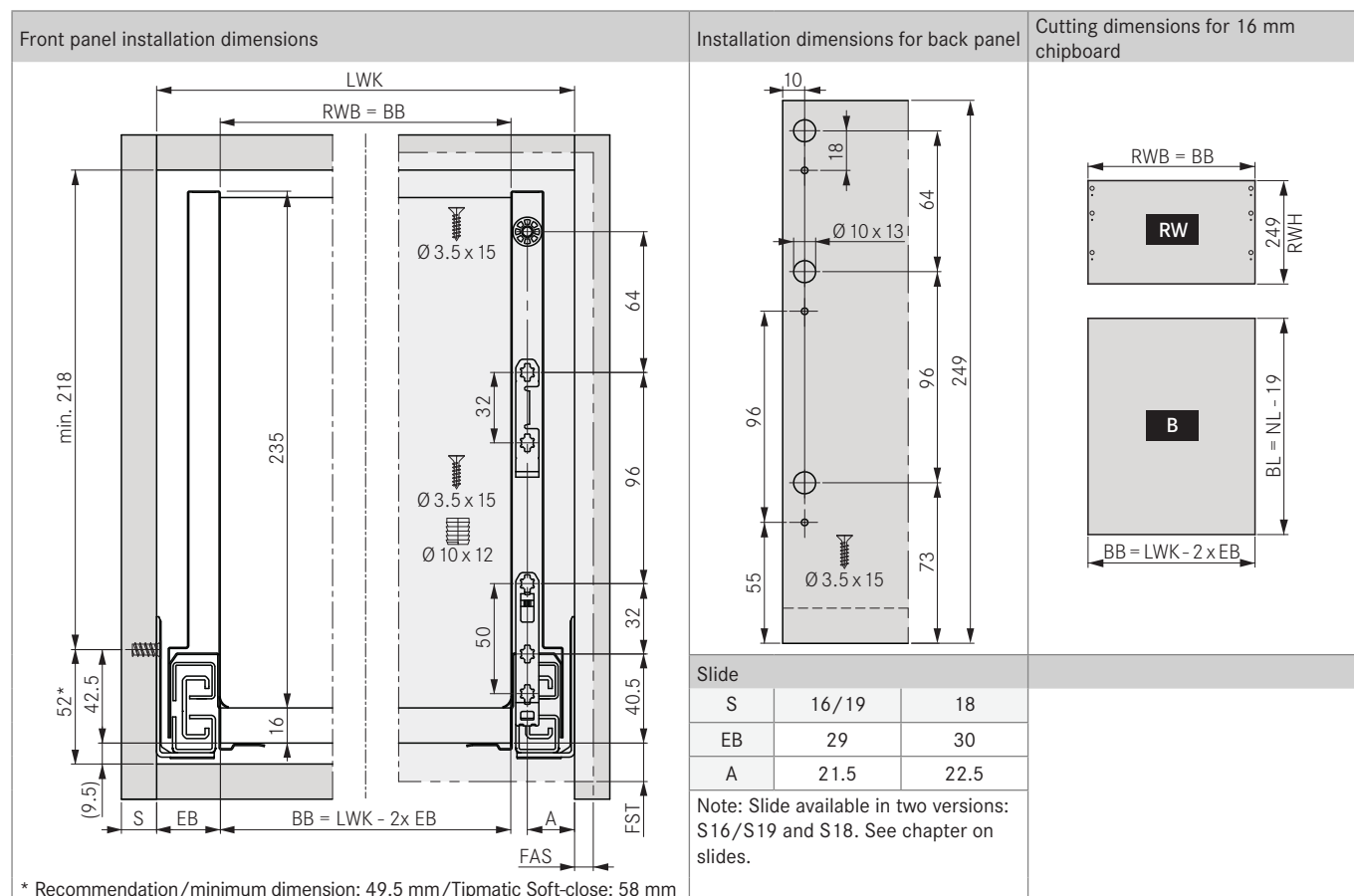


## PAGE REFERENCES

Slides	30	Accessories	80	Sensomatic	105
Rectangular railing	58	Technical information	86	Assembly technology	125
Designer panels	68	Organising systems	93	Assembly aids	134

**PLANNING INFORMATION**

All dimensions in millimetres



**LEGEND**

B	Bottom panel	EB	Installation width	NL	Nominal length
BB	Bottom panel width	FAS	Front overlay, side	RW	Back panel
BL	Bottom panel length	FST	Front overhang	RWB	Back panel width
BLA	Drill hole distance	LWK	Inside cabinet width	RWH	Back panel height