

HEAVY-DUTY HIGH DELIVERY - 6:1 RATIO OIL PUMP

Double acting air operated medium pressure and high delivery pump, for large installations with simultaneous operation outlets and applications that require large, constant delivery rates. Built in port for optional pressure relief valve (PN 609 007). Flange mounted pump.

FLUIDS HANDLED

- Synthetic and mineral based lubricants.
- Hydraulic oil.
- Gear oil.
- Transmission fluid.

MARKETS SERVED

- Very large auto and truck dealers.
- Construction equipment maintenance.
- Mining equipment maintenance.
- Large fleets.
- Railroad and mass transit maintenance.
- Marine.
- In plant oil distribution.



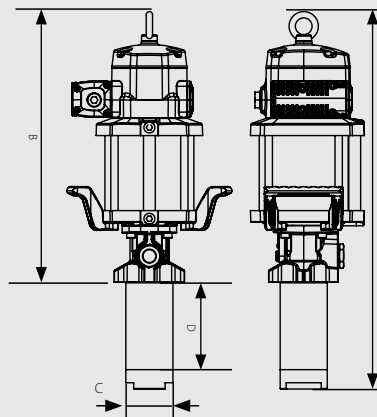
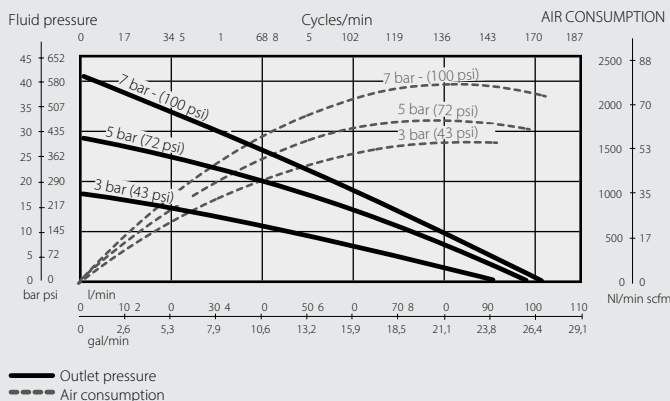
MODELS				
PART No.	APPLICATION	PUMP TUBE HEIGHT	TOTAL HEIGHT	WEIGHT
537 630	Universal stub pump	200mm	716mm	19kg

TECHNICAL DATA	
Pump pressure ratio	6:1
Air pressure operating range	1,5 to 12 bar (20 to 170 psi)
Air consumption ⁽¹⁾	1.100 NI (39 cfm)
Maximum fluid outlet pressure	72 bar (1,020 psi)
Air motor effective diameter	150 mm (6")
Air motor stroke	100 mm (4")
Delivery at 60 cpm	35 l/min (9.25 gal/min)
Maximum free flow delivery	100 l/min (26.42 gal/min)
Air inlet	1/2" BSP (F)
Fluid inlet	1 1/2" BSP (F)
Fluid outlet	3/4" BSP (F)
Wetted and seal materials	Cast iron / Aluminium / Nickel / Steel / Polyurethane / NBR
Noise level ⁽²⁾	80 dB

(1) Maximum air consumption with 5 bar air inlet pressure and 60 cpm.

(2) Maximum noise level measured at 1 m from the pump, 7 bar air pressure and free delivery.

SAE 10, 21 °C (70 °F) CAPACITY



DIMENSIONS (mm)	
MODEL	537 630
A (mm)	716
B (mm)	516
C (mm)	90
D (mm)	200

PUMP MASTER 45 & 60 ACCESSORIES

HOSE CONNECTION KIT

539 009 Hose Connection kit for PM45 and PM60 oil pumps

Includes 1m x 1/2" air hose (PN 248 018) with swivel elbow (PN 239 352), quick air coupler (PN 251 412), air nipple (PN 255 312), and 2m x 3/4" oil hose (PN 362 302) with swivel elbow (PN 945 738).



PUMP BRACKETS

360 132 Wall bracket. For PM45 and PM60 universal stub pumps.

360 121 Floor bracket. For PM45 and PM60 universal stub pumps.



BUNG ADAPTOR

For use with PM45 10:1 pressure ratio pumps only.

PM45 10:1 pumps are the only pumps with a 2" pump tube and therefore the only pumps that fit through 2" bung openings on drums and tanks. All other PM45 and PM60 pumps must be wall or floor mounted using an adequate bracket and suction accessories.

360 006 Bung adaptor for PM45 10:1 pumps only.



SUCTION ACCESSORIES

367 016 Suction assembly for 205 l drums and lbs. For use with PM45 10:1 wall mounted universal stub pumps only. It includes a 42mm x 2m suction tube with foot valve and 2m x 3/4" hose.

362 402 Suction hose 1800mm x 1-1/2" rubber connection hose. 1-1/2" BSP (M) connection elbow on one side and 1-1/2" (M) straight connection on the other.

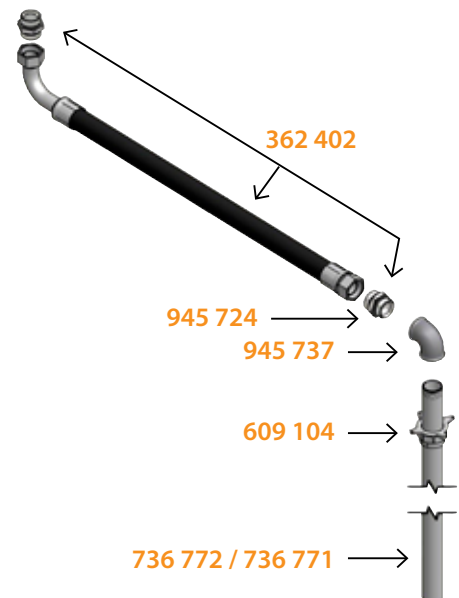
945 724 Connection adaptor, 1-1/2" BSP (MM).

945 737 Elbow, 1-1/2" BSP (FF).

609 104 Bung adaptor Adaptor for fixing tube 736 771 to a 2" bung opening.

896 498 Suction tube 1.000 x 1-1/2", 1-1/2" BSP (MF) connection threads.

896 499 Suction tube 1.250 x 1-1/2", 1-1/2" BSP (MF) connection threads.



PRESSURE RELEASE VALVES

Prevent damage caused by overpressure due to oil thermal expansion.

609 007 Pressure release valve. Opening pressure approximate 60 bar.

609 008 Pressure release valve. Opening pressure approximate 100 bar.



PETRO Contact Information

AFRICA

South Africa

Factory 14 Bentonite Street
Alrode, Alberton, Johannesburg
South Africa
P: +27 (0)11 864 7758
F: +27 (0) 11 864 1649
E: sales@petroindustrial.co.za

PETRO INDUSTRIAL



petroind.co.za