

TWIN CHISEL™

PLANER TEETH

MAINTENANCE



INSPECT DAILY

CHECK FOR TIGHTNESS AND SHARPNESS
**TO GET THE MOST LIFE
FROM YOUR PLANER TEETH**

The **TWIN CHISEL™** is ideal for:

**INTERMITTENT
GROUND CONTACT**



**QUICK & EASY
MAINTENANCE**



**HIGH-PRODUCTION
ENVIRONMENTS**



**SOFTER
SOILS**



Can I sharpen the TWIN CHISEL™?



Yes! You can easily sharpen these teeth without removing them from the drum. Sharpening regularly ensures maximum productivity while extending tooth life.

When do I sharpen my teeth?

- When the outside leading edge is no longer sharp, you will want to sharpen it to maintain productivity while operating your drum mulcher.
- The non-leading edge should not be sharpened.

When do I rotate my teeth?

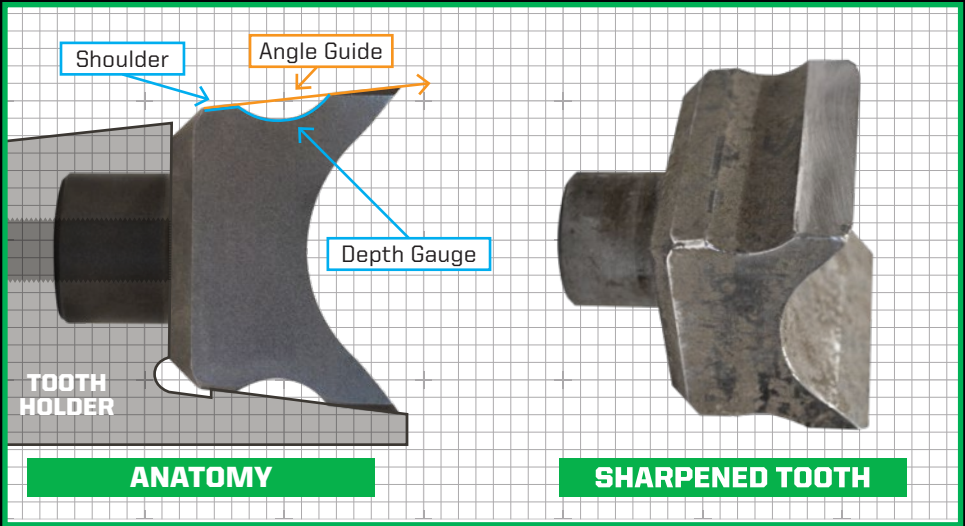
If you have reached the bottom of the depth gauge while sharpening, you should rotate your tooth.



CONTINUED ON OTHER SIDE

#15-1152

How do I sharpen my teeth?



Teeth can be sharpened while on your drum mulcher. To do this, lightly sharpen the outside leading edge of each tooth with a 4 1/2" angle grinder, equipped with a flap-style sanding disc. Use the shoulder, located behind the depth gauge, as an angle guide. Try to keep the angle the same on the front of the tooth as the back when you sharpen. Avoid touching the shoulder with your grinder. The shoulder needs to stay square so the tooth seats against the holder when you rotate.

When do I replace my teeth? →

- The tooth has already been rotated
- The tooth has sharpened to the bottom of the depth gauge (on both sides)
- The tooth is broken

Whenever a tooth is removed and replaced, torque the retaining bolt to 120 ft-lbs.



IMPORTANT:

- * When replacing a tooth, the tooth hardware must be replaced at the same time.
- * Always replace with the same length bolt.
- * When replacing a tooth due to wear, be sure to also replace its match on the opposite side to maintain balance.

Questions or need to order more teeth?

Contact Diamond's Parts Department at:

888.960.0361