







Model no:
Model name:

[operating manual]

- A: Package details
- B: Schematic diagram of wire interface
- C: I/O panel introduction
- D: Machine overview
- E: Chassis disassembly diagram
- F: Remove and install glass side panels
- G: The power supply installation
- H: Motherboard installation
- I: The graphics card installation
- J: Panel disassembly
- K: Fan installation
- L: Water cooling installation
- M: SSD installation
- N: HDD installation

 x18	 x6	 x9
Motherboard screw	The power screw	HDD screw
 x3	 x5	 x1
Copper pillar	Cable Tie	Lock pocket

