



## The IMG Promise

Our products are subjected to the highest Norwegian quality standards. Our comprehensive warranty policy is our promise to you that your furniture has been built to last.

**Warranty** - See warranty policy for more details.



10 years on molded foam cushions and steel frames  
5 years on mechanisms  
2 years on motor and battery-parts  
2 years on leather and fabric covers

DESIGNED IN NORWAY

## Functions - Features

### 1. Higher Grade Foam

Created through cold-cure foam technology, this ensures ergonomically correct seating posture and support which lasts.

### 2. Comfort-Precision Headrest

Adjustable head and neck support gives you the ultimate comfort in all seating positions.

### 3. Steel Interior Springs

Steel springs located throughout the back and seat provide optimum support whilst cradling the body.




## Wellington

The NexGen Relaxer introduces a new era of Scandinavian reclining with the ergo-gravity and ergo-gravity advanced functions. Placing the customer into a 'zero-gravity' position, this creates a healthier relaxation experience encouraging optimum support across key points of the body, while providing the most comfort.

With generously filled, padded cushioning, Wellington offers luxurious, inviting comfort and support. Deep line stitching in the backrest enhances the soft padded cushioning while extra padding on the armrests adds shape while providing a comfortable place to rest your arms.

## Up to 3 Sizes Available

Choose from Medium, Large or Extra Large and find your perfect fit.



### 4. Wood Base

A modern, sleek and stylish disk base with multiple wood finish options.

### 5. Swivel Function

Enabling you to turn in any direction with ease to ensure you never miss a moment.

### 6. Finger Guard Feature

Protective plastic covering over reclining mechanisms to reduce the risk of injury to yourself, children or pets while using the recliner.

### 7. Ergo-Gravity

Places the recliner into the zero-gravity position, helping to alleviate tension across key points of the body.

### 8. Ergo-Gravity Advanced

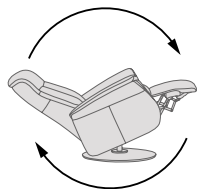
Combining the ergo-gravity function with our glide function, this allows you to further tailor your relaxation.

### 9. Ergo-Lift

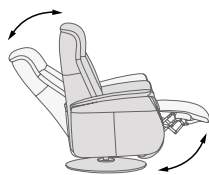
Combining our lift and swivel function, this allows for unrestricted movement and additional support.

## Ergo Gravity Functions

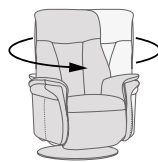
Dual motor mechanism allows for independent back and footrest operation, and zero-gravity function.



Ergo Gravity



Recline with Integrated Footrest



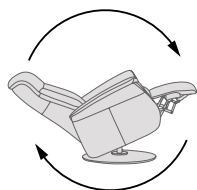
Swivel



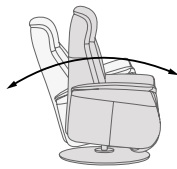
Flex Headrest

## Ergo Gravity Advanced Functions

Next-level comfort with our zero-gravity and glide functions combined.



Ergo Gravity



Ergo Glide



Lift

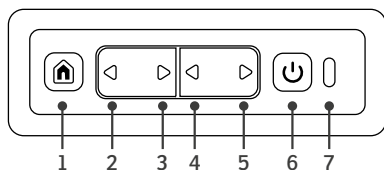
## Ergo Lift Functions

Dual motor functionality and swivel function with a sleek design. Locks rotation when lifting a chair.

## Control buttons

### Analog

With simple analog buttons control, experience luxurious relaxation at your fingertips. (2 motors)



1. Home Button to return to normal seat position
2. Backrest recline
3. Backrest upright
4. Footrest extends + Zero Gravity/seat tilt (Lift down. lift chair only)
5. Footrest retracts (Lift up. lift chair only)
6. USB-C Power on/off button
7. USB-C charging port

## Measurements \*

Product Size (NG/NA)	Total Width	Total Depth	Total Height	Seat Width	Seat Height	Seat Depth	Total Depth (reclined) (NG)	Total Depth (reclined) (NA)	Wall Clearance Requirement (NG)	Wall Clearance Requirement (NA)
Wellington M	83 cm / 32.7 in	90 cm / 35.4 in	117 cm / 46.1 in	47 cm / 18.5 in	52 cm / 20.5 in	54 cm / 21.3 in	170 cm / 66.9 in	167 cm / 65.7 in	50 cm / 19.7 in	59 cm / 23.2 in
Wellington L	88 cm / 34.6 in	90 cm / 35.4 in	117 cm / 46.1 in	52 cm / 20.5 in	52 cm / 20.5 in	54 cm / 21.3 in	170 cm / 66.9 in	167 cm / 65.7 in	50 cm / 19.7 in	59 cm / 23.2 in
Wellington XL	93 cm / 36.6 in	90 cm / 35.4 in	117 cm / 46.1 in	57 cm / 22.4 in	52 cm / 20.5 in	54 cm / 21.3 in	170 cm / 66.9 in	167 cm / 65.7 in	50 cm / 19.7 in	59 cm / 23.2 in

Product Size (NL)	Total Width	Total Depth	Total Height	Seat Width	Seat Height	Seat Depth	Total Depth (reclined)	Wall Clearance Requirement
Wellington M	83 cm / 32.7 in	90 cm / 35.4 in	119 cm / 46.9 in	47 cm / 18.5 in	54 cm / 21.3 in	54 cm / 21.3 in	164 cm / 64.6 in	48 cm / 18.9 in
Wellington L	88 cm / 34.6 in	90 cm / 35.4 in	119 cm / 46.9 in	52 cm / 20.5 in	54 cm / 21.3 in	54 cm / 21.3 in	164 cm / 64.6 in	48 cm / 18.9 in
Wellington XL	93 cm / 36.6 in	90 cm / 35.4 in	119 cm / 46.9 in	57 cm / 22.4 in	54 cm / 21.3 in	54 cm / 21.3 in	164 cm / 64.6 in	48 cm / 18.9 in

\* The dimensions are approximate and may vary with +/-2cm