

Installation guide

Pressure switch

KP 15 with goldplated contacts

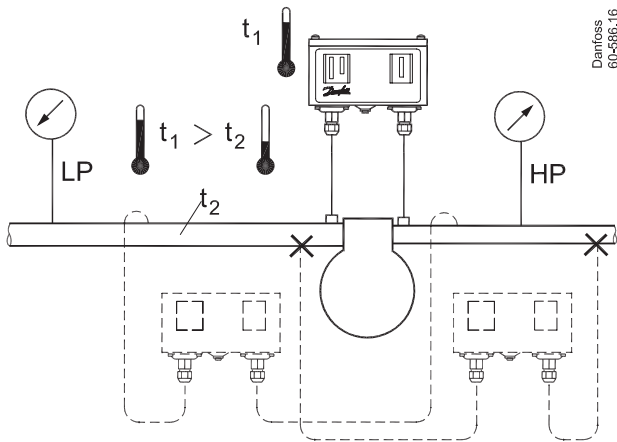
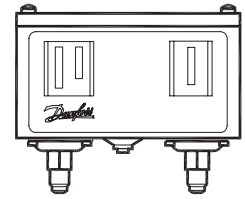
060R9505

060R9505

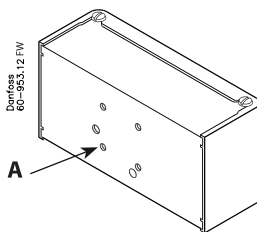
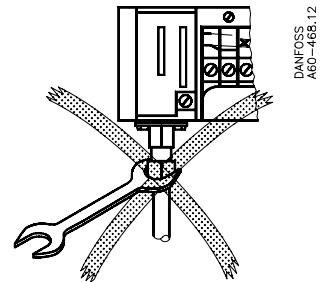
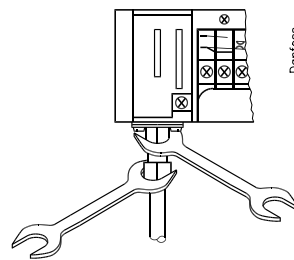
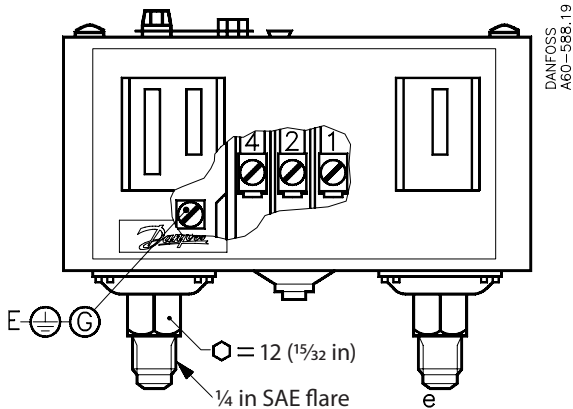
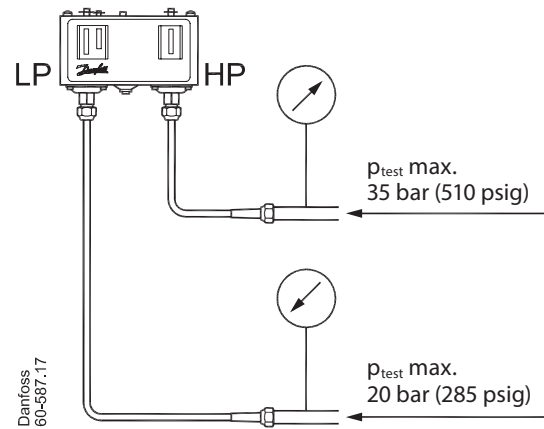
Refrigerants:

R22, R134a, R404A, R407A, R407C, R407F, R422B, R422D, R438A, R448A, R449A, R450A, R452A, R507A, R513A

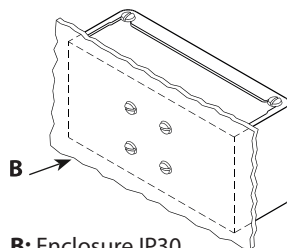
For complete list of approved refrigerants, go to <http://products.danfoss.com/all-products/>



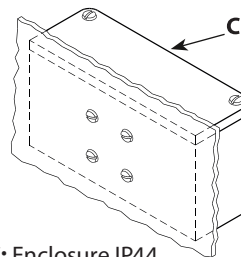
t₁ min. KP 15: -40 °C (-40 °F)
t₁ max. KP 15: 65 °C (149 °F)



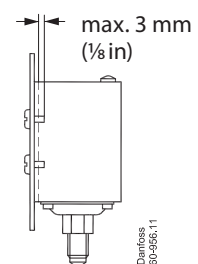
A: 8 – 32 UNC (M4)



B: Enclosure IP30 (EN 60529)



C: Enclosure IP44 (EN 60529)



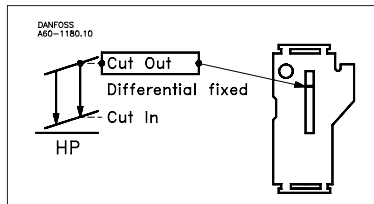
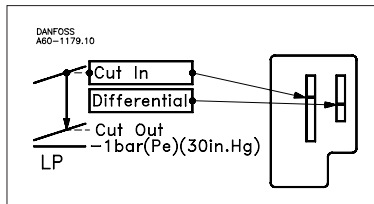
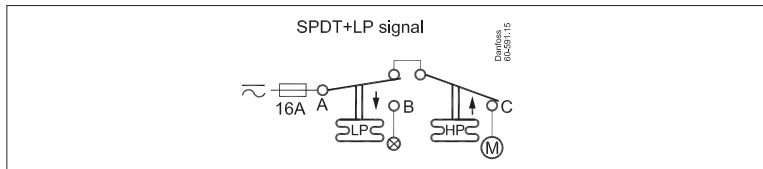


CAUTION:

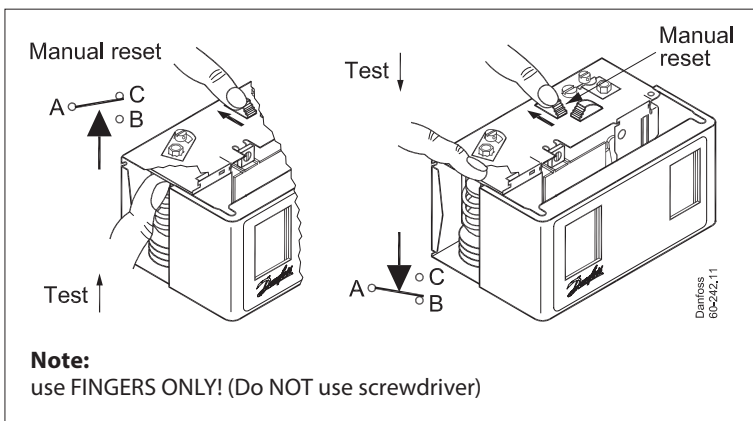
Disconnect power supply before wiring connections are made or service to avoid possible electrical shock or damage to equipment. Do never touch live parts with your fingers or with any tool.

Contact load

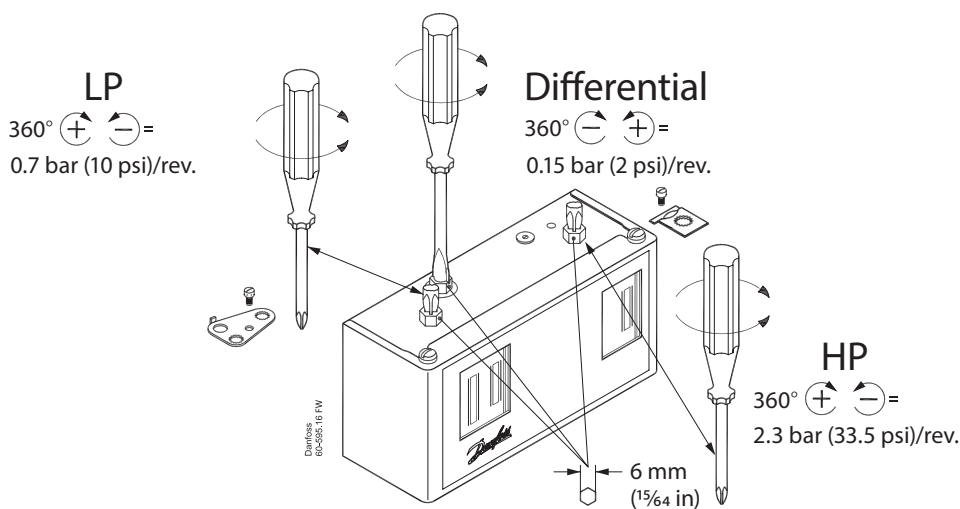
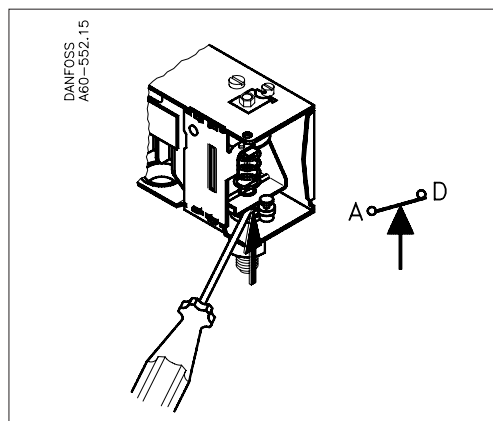
Regulation	Max.: 30 mA/30 V DC Min.: 1 mA/ 5 V DC
Alarm (Au surface is burnt away)	AC1: 10 A, 400 V AC3: 6 A, 400 V AC15: 4 A, 400 V DC13: 12 W, 220 V



Manual trip function



Note:
use FINGERS ONLY! (Do NOT use screwdriver)



Type	Range	Max. working pressure PS/MWP
KP 15	LP: -0.2 – 7.5 bar HP: 8 – 32 bar	17 bar/245 psig 32 bar/465 psig
KP 15 Reset	LP: -0.2 – 7.5 bar HP: 8 – 32 bar	17 bar/245 psig 32 bar/465 psig