

Panel Meters and Controllers

AC Ammeter or Voltmeter

Type DI3-72 AV1/AV5




- 3-dgt μ P-based indicator for AC currents or voltages
- Selectable CT/VT primary range
- Panel mounting
- 72 x 72 mm
- Degree of protection (front): IP 50 (IP 65 on request)

Product Description

3-dgt μ P-based meter with double input for AC currents or voltages. With 20 selectable primary CT/VT ranges. The housing is for panel mounting and ensures a degree of protection (front) of IP 50 (IP 65 on request).

Ordering Key

DI3-72AV5AD0XX



Type Selection

Range code		Power supply	Options
AV1:	1 A/100 V Standard current/voltage	A: 24 VAC, -15% +10%, 50/60 Hz ¹⁾	XX: None (standard)
AV5:	5 A/500 V Standard current/voltage	B: 48 VAC, -15% +10%, 50/60 Hz ¹⁾	EX: Degree of protection IP 65
		C: 115 VAC, -15% +10%, 50/60 Hz ¹⁾	
		D: 230 VAC, -15% +10%, 50/60 Hz (standard)	¹⁾ Power supply on request

Input Specifications

Rated input	5A/500 VAC, 45 to 400 Hz (1A/100 VAC on request)
Overload protection	
Cont. Current:	1.2 x rated input
Voltage:	1.2 x rated input
For 1 s Current:	5 x rated input
Voltage:	2 x rated input
Accuracy (@ 25°C \pm 5°C, R.H. \leq 60%)	\pm 0.5% f.s., \pm 1 dgt
Temperature drift	\pm 350 ppm/°C
Display	7-segment LED, h 14.2 mm, 3 digits
Sampling rate	1 time/s
Indication	
Max.	999
Min.	000
500 VAC range	Scale suppression up to 5% f.s.
Other ranges	Scale suppression up to 3% f.s.
Over range	EEE
Input range selection	DIP-switch selectable
Decimal point position	DIP-switch selectable

General Specifications

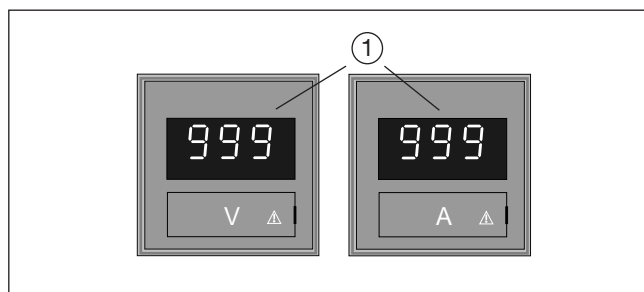
Operating temperature	0° to 50°C (32° to 122°F) (R.H. < 90% non-condensing)
Storage temperature	-10° to 60°C (14° to 140°F) (R.H. < 90% non-condensing)
Insulation reference voltage	300 V _{ms} to ground
Dielectric strength	4000 V _{ms} for 1 minute
Noise rejection CMRR	100 dB, 40 to 60 Hz.
EMC	IEC 60801-2, IEC 60801-3, IEC 60801-4 (level 2), EN 50 081-1, EN 50 082-1.
Safety standards	EN 61 010-1, IEC 61010-1, VDE 0411
Connector	Screw-type
Housing	
Dimensions	72 x 72 x 75 mm
Material	ABS, self-extinguishing: UL 94 V-0
Degree of protection	Front: IP 50 (IP 65 on request)
Weight	Approx 250 g
Approvals	CE, CSA



Supply Specifications

AC supply	230 VAC, -15% +10%, 50/60 Hz (standard) 24 VAC, 48 VAC, 115 VAC, -15% +10%, 50/60 Hz (on request)
Power consumption	3.2 VA

Front Panel Description



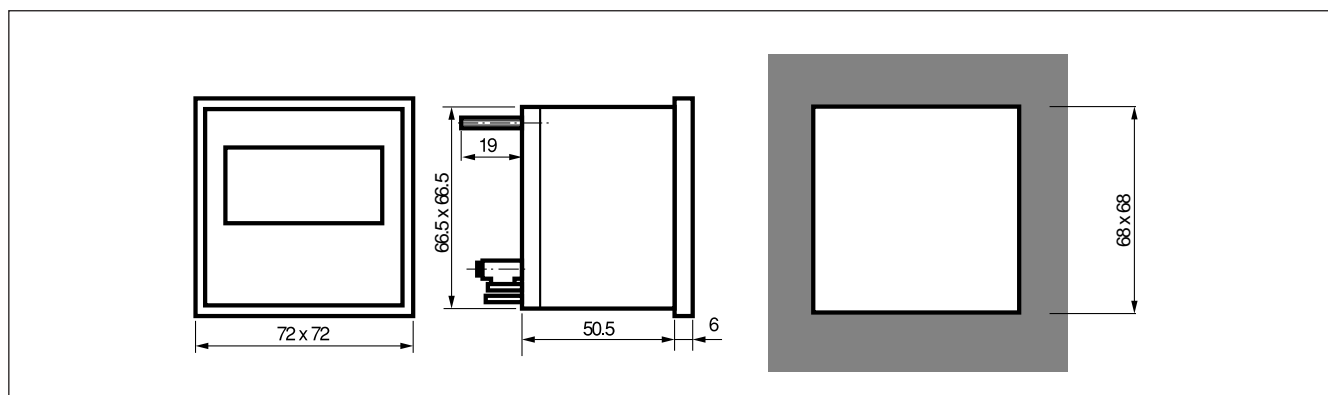
- 1. Display**
3-dgt (maximum read-out 999).

Alphanumeric indication by means of 7-segment display for:
- Displaying of the measured value, over-range.

Range Table

Range	Connection		Decimal point position	Resolution	Voltage drop ammeters	Input imp. voltmeters	Range code
1A/100 V	Direct 1A	Direct 100 V	999/99.9	1 mA/0.1 V	1 V	1 MΩ	AV1
5A/500 V	Direct 5A	Direct 500 V	9.99/999	10 mA/1 V	250 mV	1 MΩ	AV5
10 A	CT10/1 A	CT10/5 A	9.99	10 mA	1 V/250 mV		AV1/AV5
15 A	CT15/1 A	CT15/5 A	99.9	100 mA	1 V/250 mV		AV1/AV5
25 A	CT25/1 A	CT25/5 A	99.9	100 mA	1 V/250 mV		AV1/AV5
40 A	CT40/1 A	CT40/5 A	99.9	100 mA	1 V/250 mV		AV1/AV5
50 A	CT50/1 A	CT50/5 A	99.9	100 mA	1 V/250 mV		AV1/AV5
60 A	CT60/1 A	CT60/5 A	99.9	100 mA	1 V/250 mV		AV1/AV5
100 A	CT100/1 A	CT100/5 A	99.9	100 mA	1 V/250 mV		AV1/AV5
150 A	CT150/1 A	CT150/5 A	999	1 A	1 V/250 mV		AV1/AV5
220 V		VT220/100 V	999	1 V		1 MΩ	AV1
250 A	CT250/1 A	CT250/5 A	999	1 A	1 V/250 mV		AV1/AV5
380 V		VT380/100 V	999	1 V		1 MΩ	AV1
400 A	CT400/1 A	CT400/5 A	999	1 A	1 V/250 mV		AV1/AV5
500 A/V	CT500/1 A		999	1 A/V	1 V	1 MΩ	AV1
500 A	CT500/5 A		999	1 A	250 mV		AV5
600 A/V	CT600/1 A		999	1 A/V	1 V	1 MΩ	AV1
600 A	CT600/5 A		999	1 A	250 mV		AV5
1000 A/V	CT1000/1 A		999	1 A/V	1 V	1 MΩ	AV1
1000 A	CT1000/5 A		999	1 A	250 mV		AV5

Dimensions (mm)



Wiring Diagrams

