


Evolution Clotheslines

www.evolutionclotheslines.com.au (02) 8521 0909 info@evolutionclotheslines.com.au



Installation Instructions

1. Mark out the overall height you would like your clothesline mounted.
2. Using a spirit level, mark a line long enough to use the line as a level guide for one of the folding frames. (If concerned about marking the wall, use masking tape to draw on).



3. Hold the correct folding frame (hinged down) to the line and colour the mounting holes for drilling.




4. Repeat steps 1-3 for the other folding frame using the brickwork, roof ETC along with a tape measure to match the same height as the first folding frame.

5. Once all 4 holes are marked, drill 4 x 10mm holes approx. 80mm deep using a hammer drill ensuring you are drilling dead center of your markings.



6. Knock the orange Mungo plugs in so the flange is flush to the wall.




7. Place the correct frame so the holes match the plugs and fix to the wall using the stainless steel screws provided and drive in a drill preferably.



8. Fold both frames up and loosen all 24 grub screws with Allen key provided ready for cable placement.



- Slide end of cable in first fitting starting from the front fitting and ensure the cable is all the way in and tighten down both grub screws.



- Hold cable as tight as possible to corresponding fitting on the opposite frame where the fitting meets the frame and cut cable approximately 5mm shorter.



- Slide cable into corresponding fitting as far as possible and tighten grub screws down (this is easier with two people).
- Repeat steps 9 to 11 for remaining three cables.
- Clean all fingerprints with inox or WD 40.

Note: If cables sag more than they need to, you may need to force cable in further and tighten grub screws back up or cable may need trimming.



Included:

- 2x folding frames with 6x cable fittings in each. Equipped with 2 x M5 grubs screws in each fitting (24 x grub screws total)
- Wire cutters
- 30m of stainless insulated cable
- Allen key
- 6 x mungo plugs
- 6 x stainless steel fasteners
- 1 x driver for drill