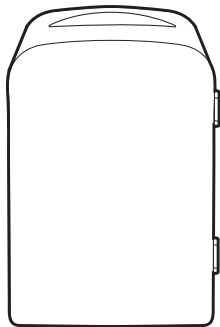


**CHEFMAN**<sup>®</sup>

---

**PORTABLE MIRRORED  
PERSONAL  
FRIDGE**

**USER GUIDE**



# COOKING FORWARD

**Thanks for purchasing a Chefman® appliance.**

Love to cook or rarely enter the kitchen? We've got you covered. Creating innovative kitchen appliances and guides for all skill levels just so happens to be our expertise.

Saving time, reducing stress and cooking more efficiently are just a few things to enjoy as you create restaurant-quality meals using our products. You'll embrace a new world of culinary possibilities and cook with confidence. We like to call this the cooking forward effect!

So go ahead, promote yourself from cook to head chef in your household. (You deserve it!)

From our kitchen to yours,  
**Chefman® Team**



## **READ ALL INSTRUCTIONS BEFORE USE**

**For your safety and continued enjoyment of this product, always read the instruction manual before using.**

## INTRODUCTION

The Portable Mirrored Personal Fridge is a must-have for your beauty and skincare essentials. Refrigerating your beauty products can deliver a cooling effect when applied to your skin and can reduce inflammation and the appearance of under eye-bags. It also maintains the products' effects for longer. Some products that are recommended for refrigeration are serums, oils, face masks, toners, moisturizers and jade rollers. The mirrored door is also convenient for makeup and skincare application!

Not just for skincare—the Portable Mirrored Personal Fridge keeps your drinks, food, and medicine cold or warm. Its compact size and sleek design are perfect for personal spaces or travel; keep it on your desk at the office, on your bedside table, or use it in a car, boat, or RV.



# CONTENTS

- 1 About This Product
- 2 Safety Instructions
- 4 Features
- 5 Operating Instructions
- 6 Cleaning and Maintenance  
Storage and Disposal
- 7 Terms and Conditions
- 9 Warranty

## ABOUT THIS PRODUCT

- Upgrade your skincare storage and extend the shelf life of all your beauty products. Refrigerating your beauty and skincare products, especially preservative-free and natural ones, can extend their shelf life and maintain their effects for longer while leaving your skin feeling revitalized.
- The thermoelectric personal mini fridge is an eco-friendly “green” product, cooling and warming using advanced semiconductors that are free of CFC’s and refrigerants. Enjoy the many benefits of the personal mini fridge while protecting the safety of the environment
- The personal mini fridge is insulated, ensuring that your food and beverages stay cold or warm, making this product great for use in a car, boat, RV, or any other mode of transport.
- The product is ergonomically designed for your convenience, with a folded carry handle allowing for easy portability and features a lightweight design.

# **SAFETY INSTRUCTIONS**

When using electrical appliances, basic safety precautions should always be followed including the following:

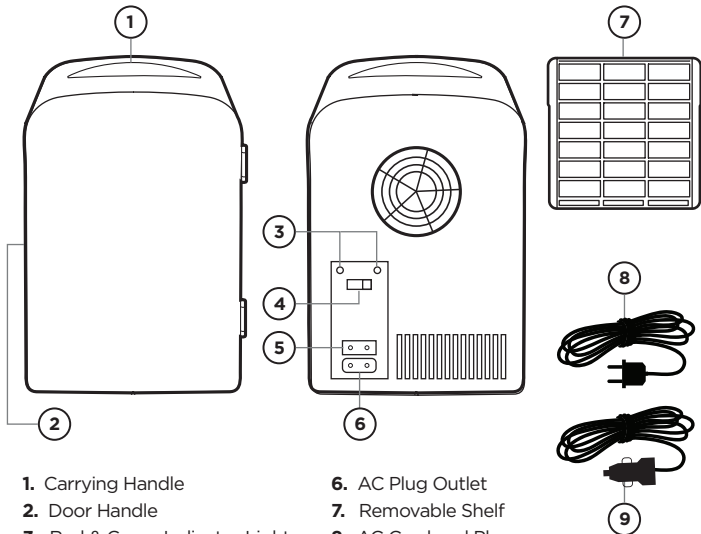
1. Read all instructions.
2. To protect against electrical shock, do not immerse cord or plugs in water or other liquid.
3. Close supervision is necessary when this appliance is used by or near children.
4. Unplug from outlet when not in use and before cleaning. Allow to cool prior to cleaning the product.
5. Do not operate any appliance with a damaged cord or plug or after the appliance malfunctions or has been damaged in any manner. Return appliance to the nearest authorized service facility for examination, repair, or adjustment. For additional help, please contact Chefman Customer Support.
6. Do not let cord hang over edge of table or counter, or touch hot surfaces.
7. Do not place on or near a hot gas or electric burner, or in a heated oven.

## **SAFETY INSTRUCTIONS**

8. Always attach plug to appliance first, then plug cord into the wall outlet. To disconnect, turn any control to “off”, then remove plug from wall outlet.
9. Do not use appliance for other than intended use.
10. When alternating between Hot and Cold functions, turn the switch to Off first. After 2 minutes, turn the switch from Cold to Hot.
11. When using in a car, disconnect the plug from the cigarette lighter when not in use or the car is not running.
12. Allow adequate ventilation on all sides of the unit when in operation. Keep the fan free of obstructions.
13. Save these Instructions.



# FEATURES



**1.** Carrying Handle

**2.** Door Handle

**3.** Red & Green Indicator Lights

**4.** HOT/COLD/OFF Switch

**5.** DC Plug Outlet

**6.** AC Plug Outlet

**7.** Removable Shelf

**8.** AC Cord and Plug

**9.** DC Cord and Plug

## OPERATING INSTRUCTIONS

- When using your personal mini fridge in a car, you can plug it into the cigarette lighter socket, or connect it to a 12V storage battery. When using it at home or at the office, you can plug it into a wall outlet. Before using, first connect the plug of the cord into the socket of the personal mini fridge, then connect the other end to the power outlet.
- Once plugged in, you can then slide the switch to Cold or Hot function.
- Turn the switch to COLD for cooling mode. The green LED light will illuminate.
- Turn the switch to HOT for warming mode. The red LED light will illuminate.
- When the switch is turned to OFF, the personal mini fridge will function as an insulated box.
- For best results when cooling or heating items, refrigerate items before placing in personal mini fridge on cooling mode, or heat items before putting in warming mode.

## **CLEANING AND MAINTENANCE**

- Accessories are not dishwasher safe.
- Wash the shelf with warm soapy water and dry thoroughly.
- Wipe the outside of the mini fridge with a clean cloth.
- Do not immerse mini fridge or power cords in water.

## **STORAGE AND DISPOSAL**

- Store the appliance in a cool, dry, clean place, out of reach of children and pets.
- Keep the packaging in order to transport the appliance or store the appliance when not in use.

# TERMS AND CONDITIONS

## Limited Warranty

Our products are backed by a limited 1-year warranty. To register, follow the instructions on the Chefman Warranty Registration page in this User Guide.

We offer a limited 1-year warranty from the date of purchase. This warranty is void without proof of purchase within the USA, Canada, or Mexico. Service centers and retail stores do not have the right to alter or change the Terms & Conditions of this warranty.

## WHAT THE WARRANTY COVERS

- **Manufacturer Defects**

Chefman products are warranted against defects in material and workmanship for a period of 1 year from the date of purchase when used in accordance with the Chefman User Guide.

- **Qualified Replacements**

If your product does not work as it should, we will send you a new one. If the product is no longer available, we will replace it with one that is comparable.

# TERMS AND CONDITIONS

## Limited Warranty


### THIS WARRANTY DOES NOT COVER

- **Misuse** - Damage that occurs from neglectful or improper use of products. See Safety Instructions for information on proper use.
- **Poor Maintenance** - General lack of proper care. See Cleaning and Maintenance for information on proper maintenance.
- **Commercial Use** - Damage that occurs from commercial use.
- **Altered Products** - Damage that occurs from alterations or modifications by any entity other than Chefman®; removal of rating label.
- **Catastrophic Events** - Damage that occurs from fire, floods, or natural disasters.
- **Loss of Interest** - Claims of loss of interest or enjoyment.

# CHEFMAN® WARRANTY REGISTRATION

Register your product to add an additional 3 months to your warranty.

## What do I Need to Register my Product?



- Contact Information
- Model Number
- Proof of Purchase  
(online confirmation, receipt, gift receipt)
- ←•Date code

**NOTE:** Label depicted here is an example.

## How Do I Register my Product?

We offer 2 convenient ways to access the Chefman registration form:

1. Visit [chefman.com/register](http://chefman.com/register).
2. Scan the QR code below to access site:



# CHEFMAN® WARRANTY REGISTRATION

## Have a Question?

Please reach out to us at [Chefman.com/contact](http://Chefman.com/contact).

## Need More Help?

We're here for you! Contact us at [customersupport@chefman.com](mailto:customersupport@chefman.com) or 888.315.6553 Monday-Friday.

OTHER LIMITATIONS: ALL WARRANTIES OF ANY KIND WHATSOEVER, EXPRESS, IMPLIED AND STATUTORY, ARE HEREBY DISCLAIMED. ALL IMPLIED WARRANTIES OF MERCHANTABILITY AND FITNESS FOR A PARTICULAR PURPOSE ARE HEREBY DISCLAIMED, PROVIDED THAT IF ANY IMPLIED WARRANTIES OF ANY KIND IS REQUIRED BY ANY JURISDICTION, INCLUDING MERCHANTABILITY AND FITNESS FOR A PARTICULAR PURPOSE, THE DURATION OF SUCH IMPLIED WARRANTY IS LIMITED TO ONE (1) YEAR. THIS WARRANTY DOES NOT COVER, AND CHEFMAN® SHALL NOT BE LIABLE, FOR INCIDENTAL, INDIRECT, SPECIAL OR CONSEQUENTIAL DAMAGES, INCLUDING WITHOUT LIMITATION, DAMAGE TO, OR LOSS OF USE OF THE PRODUCT, OR LOST SALES OR PROFITS OR DELAY OR FAILURE TO PERFORM THIS WARRANTY OBLIGATION. THE REMEDIES PROVIDED HEREIN ARE THE EXCLUSIVE REMEDIES UNDER THIS WARRANTY, WHETHER BASED ON CONTRACT, TORT OR OTHERWISE.

This Warranty gives you specific legal rights, and you may also have other rights that vary from state to state or Province to Province. Some states or Provinces do not allow the exclusions or limitations set forth in this Warranty, so the above limitations or exclusions may not apply to you depending on the jurisdiction of purchase.

Chefman® is a registered trademark of RJ BRANDS, LLC.

# CHEFMAN®



[CHEFMAN.COM](http://CHEFMAN.COM) | [@MYCHEFMAN](https://www.instagram.com/MYCHEFMAN)

©CHEFMAN 2019