

Applications

Make	Model	Year	Type
Ford	Fiesta	1995-2011	LPG 16V Flex Fuel 4x4 ST 170 RS ST 150 XR4
	Focus	1998-2011	
	Puma	1997-2002	
	Fusion	2002-2011	
	Mondeo	1993-2015	
	C-MAX	2007-2010	
	Focus C-MAX	2003-2007	
	Tourneo Connect	2002-2006	
	Cougar	1998-2001	
	Galaxy	2004-2010	
	S-MAX	2004-2010	
Transit	2004-2011		
Mazda	121	1995-2000	
	2	2002-2007	

Engine Code	
1.25	DHA, DHB, DHC, DHD, DHE, DHF, DHG, F8JA, F8JB, FUJA, FUJB, M7JA, M7JB, SNJA, STJA
1.4	ASDA, ASDB, FHA, FHD, FHE, FHF, FXDA/C, FXDB/D, FXJA, FXJB, SPJA
1.6	FYDA/C, FYDB/D, FYJA, FYJB, L1F, L1J, L1L, L1N/Q, L1T, L1V, L1W, HWDA, HWDB
1.7	MHA, MHB
1.8	EYDB, EYDC, EYDD/E, EYDF, EYDG, EYDI, EYDJ, EYPA, EYPC, RKA, RKB, RKF, RKH, RKJ, RKK, CDBB, CGBA/B, CHBA/B, CSDA, CSDB, QQDA, QQDB, QQDC
2.0	EDBA/C, EDBB, EDBD, EDDC, EDDD, EDDF, EDDG, EDDH, EDDI, EDDJ, EDDK, EDDL, EDDM, EDDN, EDDP, EDDQ, EDDR, EDDS, EDDT, EDDU, EDDV, EDDW, EDDX, EDDY, EDDZ, EDDA, EDDB, EDDC, EDDD, EDDF, EDDG, EDDH, EDDI, EDDJ, EDDK, EDDL, EDDM, EDDN, EDDP, EDDQ, EDDR, EDDS, EDDT, EDDU, EDDV, EDDW, EDDX, EDDY, EDDZ
2.3	SEBA, SEWA, GZFA, GZFB

Our products are designed to be used correctly and with care for the purpose for which they are intended. No liability is accepted by Sonic for incorrect use of any of our products, and Sonic cannot be held responsible for any damage to personnel, property or equipment when using the tools. Incorrect use will also invalidate the warranty.

If applicable, the applications database and any instructional information provided has been designed to offer general guidance for a particular tool's use and while all attention is given to the accuracy of the data no project should be attempted without referring first to the manufacturer's technical documentation (workshop or instruction manual) or the use of a recognised authority such as Autodata.

It is our policy to continually improve our products and thus we reserve the right to alter specifications and components without prior notice. It is the responsibility of the user to ensure the suitability of the tools and information prior to their use.



Instructions

Engine Timing Kit
Ford/Volvo Petrol - 1.25, 1.4, 1.6, 1.8, 2.0

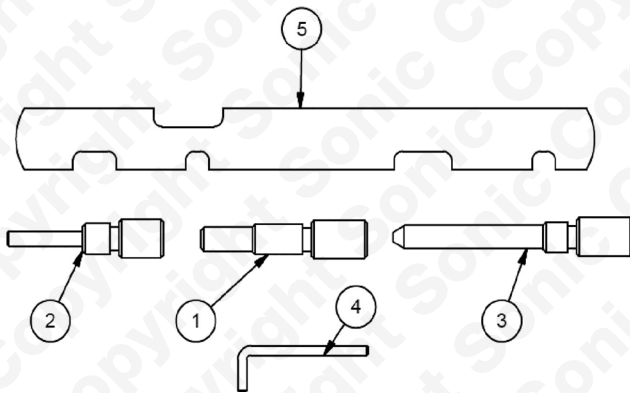


829044 - Engine Timing Kit

Description:
The 829044 kit has been developed specifically for late Ford 1.25lt, 1.4lt, 1.6lt, petrol engines. coverage also includes some 1.8lt, 2.0lt & 2.3lt engines

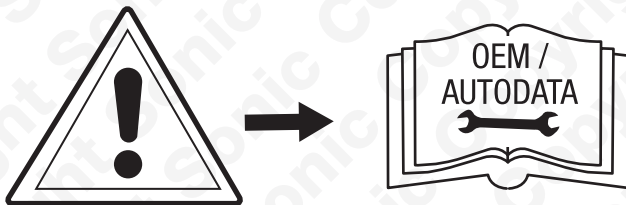
Components

Ref	Comp	OEM	Description
1	4880049	21-163, 303-574	Crankshaft Locking Pin - Ford
2	4880051	21-210, 303-507	Crankshaft Locking Pin - Mazda
3	4880052	21-259, 303-748	Crankshaft Locking Pin
4	4880274	303-1054	Tensioner Locking Pin
5	4880050	303-376B	Camshaft Alignment Strap



Instructions

The following instructions are for guidance only. Please refer to OEM derived data such as the vehicles manufactures own data or Autodata. The use of these engine timing tools is purely down to the user's discretion and Sonic cannot be held responsible for any damage caused what so ever.

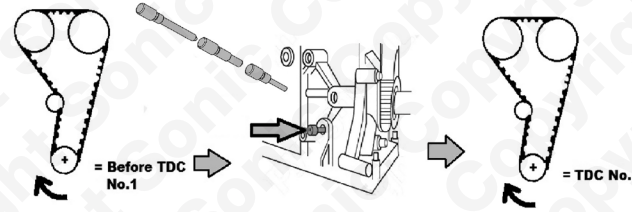


Instructions


Note: when tightening or loosening the camshaft or crankshaft sprockets always hold the with a suitable wrench or holding tool.

Component Descriptions:

Component 1, 2 & 3 - Crankshaft Locking Pin
Components 1, 2 and 3 are used to lock the crankshaft in its timed position as shown. Choose pin appropriate to engine model. Turn the crankshaft to just before TDC and insert the appropriate componen. Turn the crankshaft till it contacts component 2.



Component 5 - Camshaft Alignment Strap
Components 5 is used to lock both the camshafts in their timed position independently of the camshaft pulleys.



Component 4 - Tensioner Locking Pin

