

Applications

Make	Model	Year	Type
Ford	Ranger 2.2	2011-2015	TDCi TDCi ECOnetic
	Ranger 3.2	2011-2016	
	Transit 2.2	2006-2016	

Engine Code	
2.2	CVF5, CVFF, CYF5, CYFA, CYFB, CYFC, CYFF, CYFG, DRF5, DRFA, DRFB, DRFC, DRFF, DRFG, 6BVAJ (QW2R), 6BVAJP, 6BVAJQJ, P8FA, P8FB, PGFA, PGFB, QVFA, QWFA, SRFA, SRFB, SRFC, SRFD, SRFE, UHFA
3.2	SAFA, SAFB

Our products are designed to be used correctly and with care for the purpose for which they are intended. No liability is accepted by Sonic for incorrect use of any of our products, and Sonic cannot be held responsible for any damage to personnel, property or equipment when using the tools. Incorrect use will also invalidate the warranty.

If applicable, the applications database and any instructional information provided has been designed to offer general guidance for a particular tool's use and while all attention is given to the accuracy of the data no project should be attempted without referring first to the manufacturer's technical documentation (workshop or instruction manual) or the use of a recognised authority such as Autodata.

It is our policy to continually improve our products and thus we reserve the right to alter specifications and components without prior notice. It is the responsibility of the user to ensure the suitability of the tools and information prior to their use.



Instructions

Engine Timing Kit
Ford Diesel TDCi - 2.2, 3.2



829042 - Engine Timing Kit

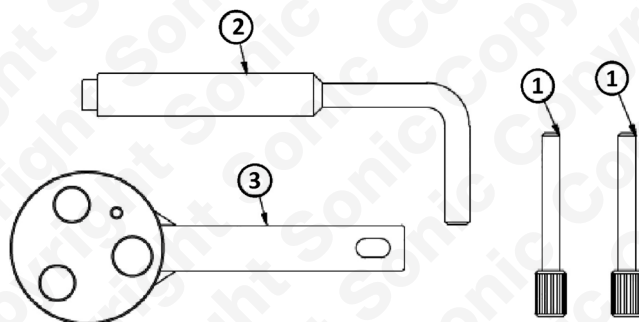
Description:

The 829042 kit has been developed specifically for the chain driven 2.2 common rail diesel engines fitted in the Ford Transit from around 2006 with the engine numbers listed below.

The 829042 is a 4 piece kit consisting of the components required to lock the crankshaft and Cam sprockets in their timed position to allow the removal and replacement of the cam chain and associated components.

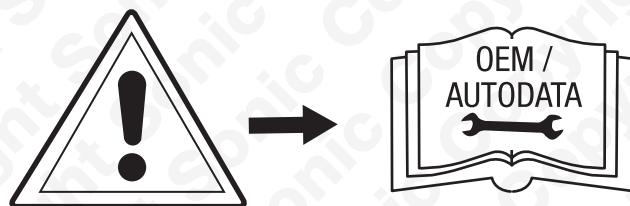
Components

Ref	Comp	OEM	Description
1	4880091	6mm Pin x2	Camshaft Setting Pins
2	4880066	303-698 / 21-251	Crankshaft (Flywheel End) Alignment Pin
3	4880273	303-1587	Crankshaft Sprocket Locking Tool

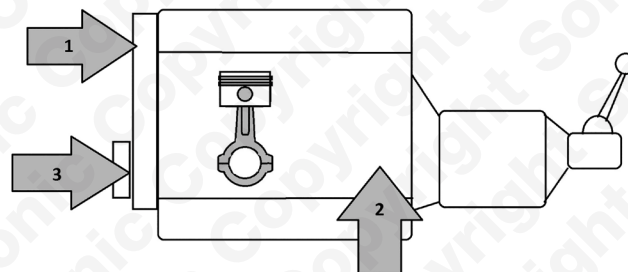


Instructions

The following instructions are for guidance only. Please refer to OEM derived data such as the vehicles manufactures own data or Autodata. The use of these engine timing tools is purely down to the user's discretion and Sonic cannot be held responsible for any damage caused what so ever.



Instructions



Component Descriptions:

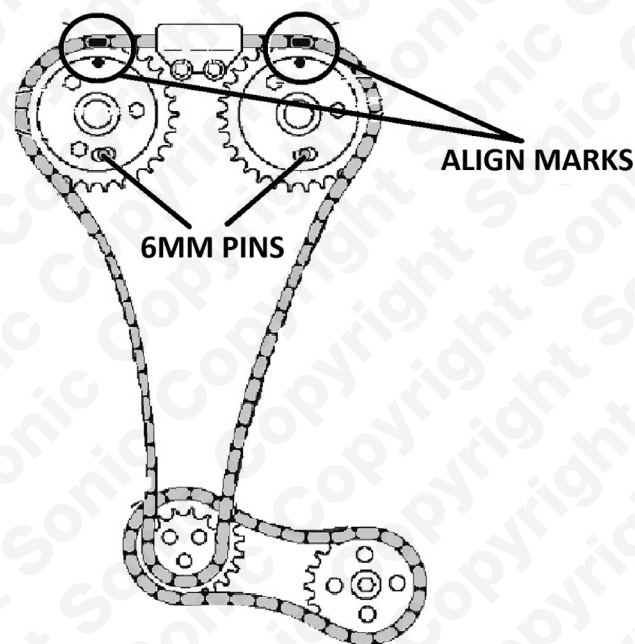
Note: when tightening or loosening the camshaft sprockets always hold the camshafts with a suitable wrench or holding tool.

Component 1 - Camshaft Setting Pins

Components 1 are used to lock both the camshafts in their timed position. As shown.

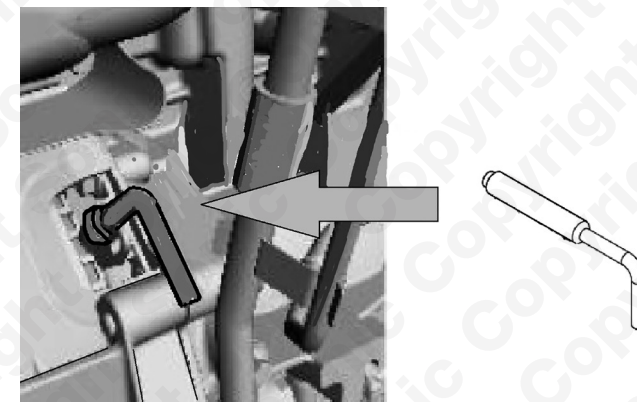
Designed to be fitted as shown once the engine has been locked at TDC on cylinder number 1 by fitting component 2.

Ensure the camshaft pulley marks are aligned as shown.



Component 2 - Crankshaft Alignment Pin

Crankshaft (Flywheel), turn the crankshaft till the camshaft marks align. Remove the crankshaft TDC sensor and insert 2



Component 3 - Crankshaft Sprocket Locking Tool.

Used to align the crank pulley when refitting. Fit as shown.

