

PRODUCT CATALOG

Experts in Marine Lighting



k2
LIGHTING



Large Quantity and

K2 Lighting offers custom marine LED lighting solutions for yachts, fishing boats, and commercial vessels. Their products are designed for durability, energy efficiency, and performance in harsh marine conditions. Services include consultation, prototyping, and installation support to enhance safety, visibility, and aesthetics.

For more details, visit [K2 Lighting's Custom Marine LED Lighting Solutions](#).



Custom Marine Designs






Collections

1.- The Vista Series



2.- The Sol Collection



3.- The Bravo Series



4.- Dock lighting




5.- Strip lighting



**More products
comming soon**


The Vista Series

This collection includes models like the 7-inch Vista 7 Series, the 6-inch Vista 6 RBW CCT Multi-Input, and smaller models down to 4 inches, all featuring multiple configuration options. These lights offer user-selectable color temperatures and RGB color modes, with IP44 or IP65 ratings for both indoor and outdoor use. Each model is ETL certified, ensuring reliability and a robust design suitable for harsh marine environments. With options like stainless steel trims in various finishes and low-profile designs, they are ideal for any marine lighting need, delivering impressive lumen outputs and efficient power consumption.



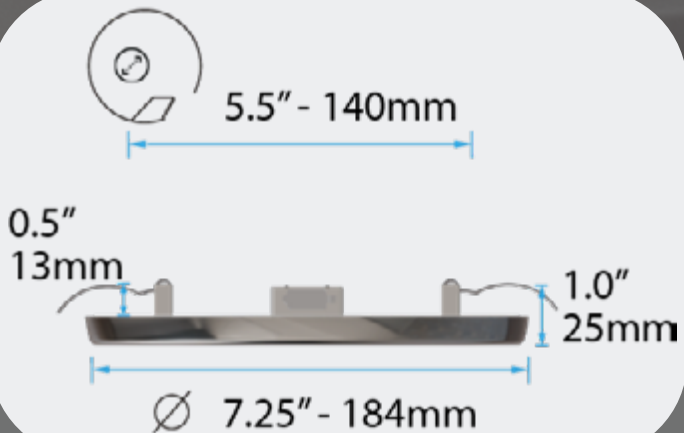


VISTA 7



7 Inch Recessed LED Light

Size:



Trim options:

- 316 Polished SS Modern bevel
- 316 Polished SS Classic bevel
- Powder coated White Modern bevel
- Powder coated White Classic bevel






Features




- Input: 10-30 VDC
- Power Consumption: W=12W
- CRI: 90+
- IP rating: IP44 or IP65
- 720 Lumens
- ETL Certified

Versions:

- CCT


-  3000K Warm White
-  4000K Cool White
-  5000K Daylight

- RBW

-  Red
-  Blue
-  White

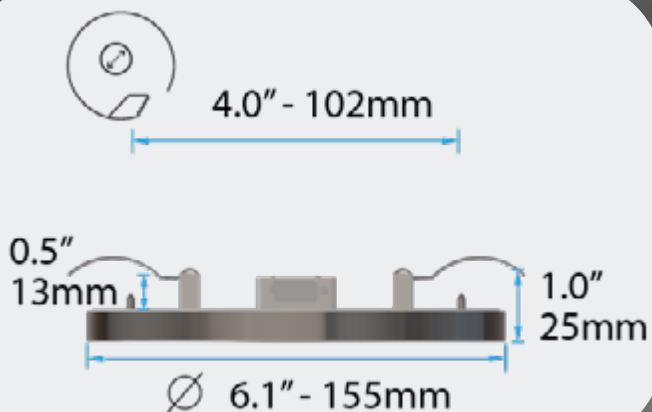


VISTA 6



6 Inch Recessed LED Light

Size:



Trim options:

- 316 Polished SS Modern bevel
- 316 Polished SS Classic bevel
- Powder coated White Modern bevel
- Powder coated White Classic bevel






Features




- Input: 10-30 VDC
- Power Consumption: W=9W
- CRI: 90+
- IP rating: IP44 or IP65
- 540 Lumens
- ETL Certified


Versions:

- CCT


-  3000K Warm White
-  4000K Cool White
-  5000K Daylight

- RBW

-  Red
-  Blue
-  White

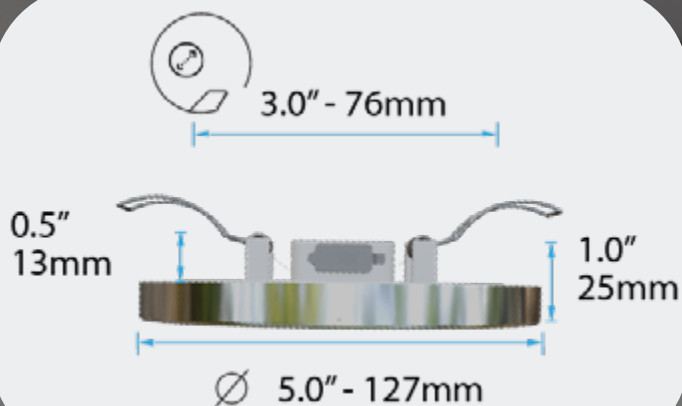


VISTA 5



5 Inch Recessed LED Light

Size:



Trim options:

- 316 Polished SS Modern bevel
- 316 Polished SS Classic bevel
- Powder coated White Modern bevel
- Powder coated White Classic bevel






Features




- Input: 10-30 VDC
- Power Consumption: W=5W
- CRI: 90+
- IP rating: IP44 or IP65
- 300 Lumens
- ETL Certified

Versions:

- CCT

-  3000K Warm White
-  4000K Cool White
-  5000K Daylight

- RBW

-  Red
-  Blue
-  White



VISTA 4




4 Inch Recessed LED Light

Size:



3.0" - 76mm



Ø 4.25" - 108mm

Trim options:

- 316 Polished SS Modern bevel
- 316 Polished SS Classic bevel
- Powder coated White Modern bevel
- Powder coated White Classic bevel






Experts in Marine Lighting

Features




- Input: 10-30 VDC
- Power Consumption: 5W
- CRI: 90+
- IP rating: IP44 or IP65
- 300 Lumens
- ETL Certified



Versions:

- CCT

-  3000K Warm White
-  4000K Cool White
-  5000K Daylight

- RBW


-  Red
-  Blue
-  White




The Sol Collection

These compact marine LED lights, measuring 1.5 inches and 2.5 inches respectively, are engineered with advanced three-color (Red, Blue, White – 3000K) lighting technology. Both models are IP65 rated, making them suitable for both indoor and outdoor installations, and are ETL certified to guarantee years of reliable performance in demanding marine environments. These lights are uniquely designed with a microprocessor that allows for dimming and color selection through existing 2-wire installations, easily controlled by a simple sequence with your switch. The inclusion of diverse trim options, such as 316 polished stainless steel and chrome-plated modern square trims, ensures that these lights not only perform excellently but also blend seamlessly into any aesthetic.



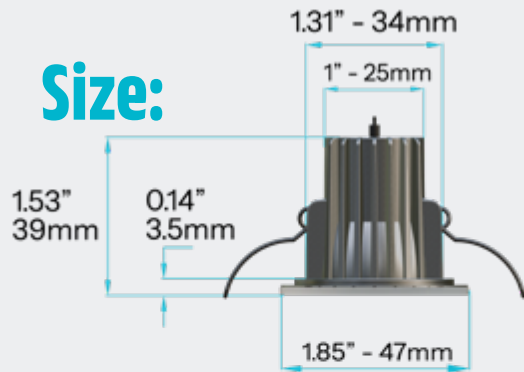


SOL 1.5

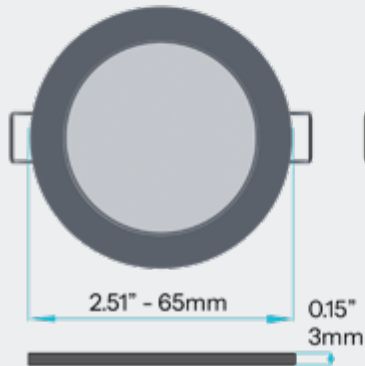


1.5 Inch Recessed LED Light

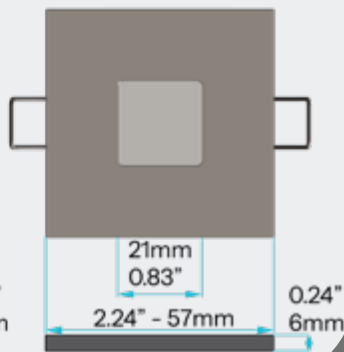
Size:



Circular Trim



Square Trim



Trim options:

- No trim option
- Low Profile 316 Polished SS
- Square modern Chrome plated

Features



- Input: 10-30 VDC
- Power Consumption: W=5W, B=2.5W, R=1.5W
- White CCT: 3000K
- CRI: 85
- IP rating: IP65
- 210 Lumens

RBW


 Red

 Blue

 White

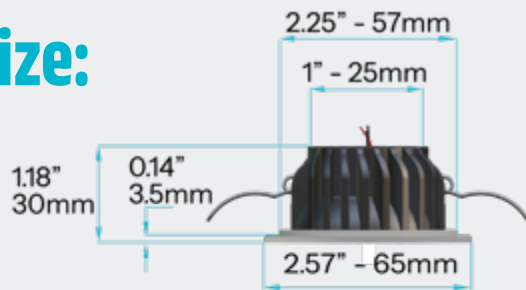


SOL 2.5

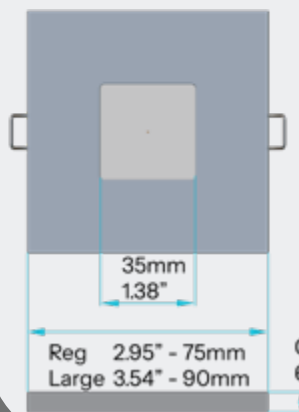


2.5 Inch Recessed LED Light

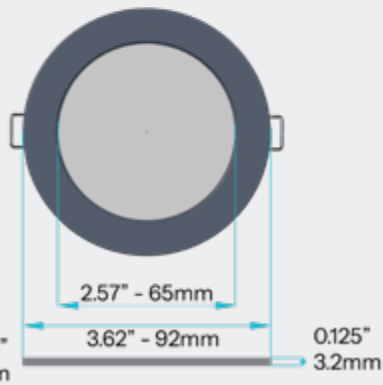
Size:



Square Trim



Round Flat Trim



Trim options:

- No trim option
- Low Profile 316 Polished SS
- Square modern Chrome plated



Features

- Input: 10-30 VDC
- Power Consumption: W=5W, B=2.5W, R=1.5W
- White CCT: 3000K
- CRI: 85
- IP rating: IP65
- 350 Lumens

RBW

 Red

 Blue

 White



The Bravo Series

The Bravo Series is a wall mount reading light designed for marine use, it is suitable for indoor installation. It features a classic round base and a bullet shaped head that moves up and down, side to side and is triple chrome plated for years of use without losing its elegant shine. It offers a wide range of input voltage suitable for any 12V DC or 24V DC system and has 85 Lumens of light output through a diffused lens.






BRAVO 35C



Classic Reading light


Size:



Finish:

- Curved classic Chrome plated





Features

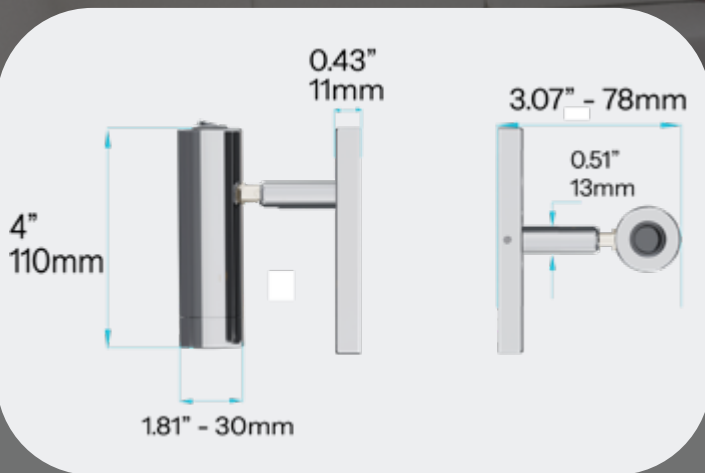
- Input: 12-24 VDC
- White CCT: 3000K
- CRI: 85
- 85 Lumens

BRAVO 40C



Modern reading light

Size:



Finish:

- Modern Square Chrome plated






Features

- Input: 12-24 VDC
- White CCT: 3000K
- CRI: 85
- 85 Lumens

BRAVO 30C



Modern reading light




Size:



Finish:

Modern Square
Chrome plated






Features


- Input: 12-24 VDC
- White CCT: 3000K
- CRI: 85
- 85 Lumens

Dock Lighting

Introducing the Puerto Marine LED Collection, featuring our premium models, the Puerto 1 and Puerto 2

The Puerto Series are robust marine grade LED lights, IP65 rated, making it ideal for installations on docks, decks, landscaping, steps, and more within marine or similar environments.



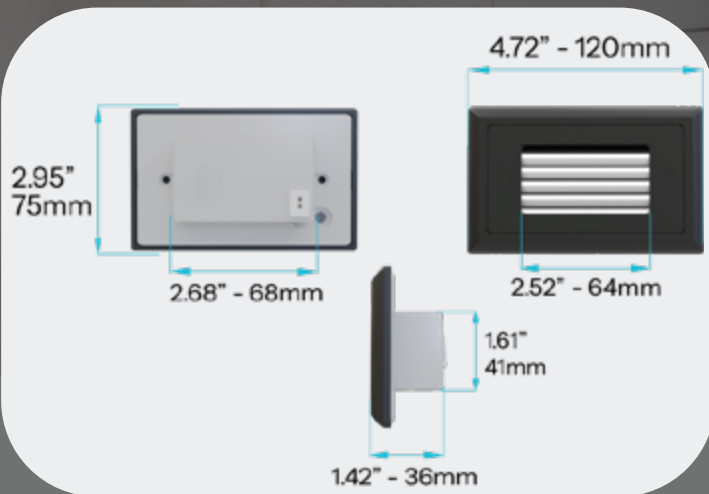


Puerto 1



Puerto 1 Dock lighting

Size:



Materials:






- White powder coated
- Brushed Stainless steel
- Black powder coated

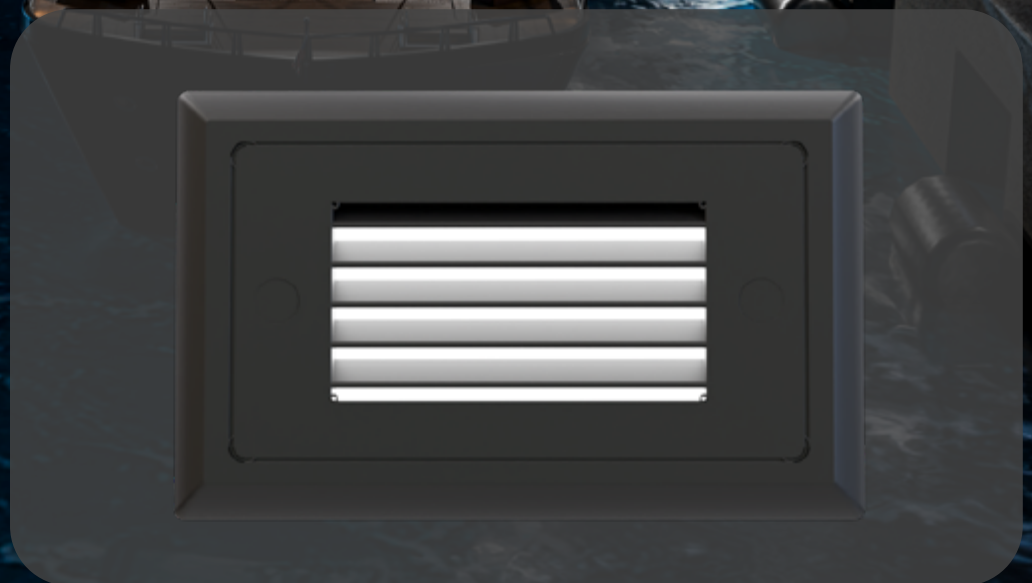


Features



- Input: 12 VDC
- Power Consumption: W= 1.5W
- IP rating: IP65
- ETL Certified

Versions:

-  3000K Warm White
-  4000K Cool White
-  5000K Daylight
-  Blue
-  Amber




Puerto 2



Puerto 2 Dock lighting

Size:



Materials:






- White powder coated
- Brushed Stainless steel
- Black powder coated


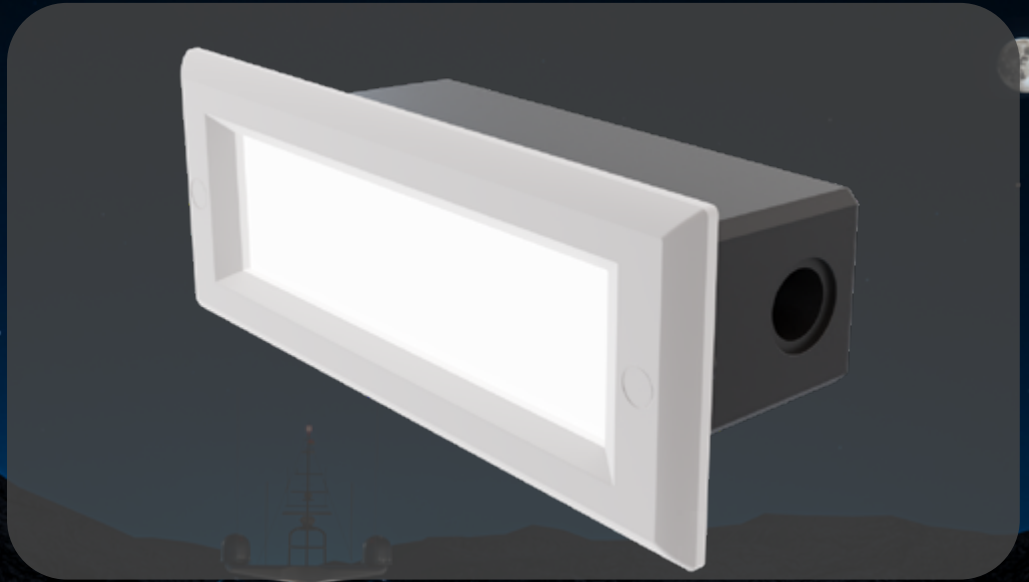


Features

- Input: 12 VDC
- Power Consumption: W= 3W
- IP rating: IP65
- ETL Certified

Versions:

-  3000K Warm White
-  4000K Cool White
-  5000K Daylight
-  Blue
-  Amber





Strip Lighting

Illuminate your space with our versatile and energy-efficient LED Yacht & Boat Strip Lighting. Perfect for residential and commercial applications, these strip lights offer a seamless lighting solution that can be designed to fit any environment.



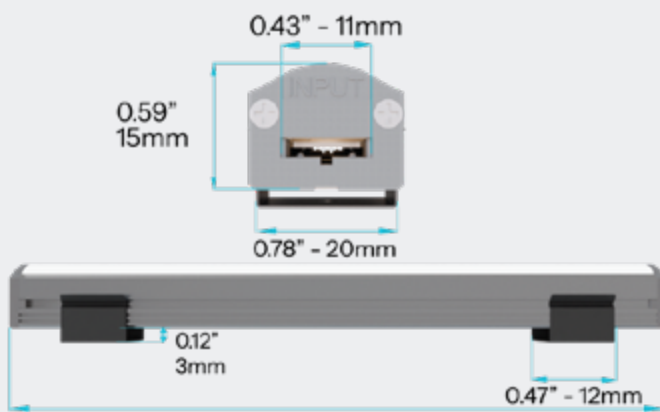


TIRA



TIRA Strip light

Size:



Versions: 6" - 15cm \ 12" - 30cm \ 24" - 60cm \ 36" - 91cm \ 48" - 122cm

Materials:

- Brushed Stainless steel
- Black powder coated





Experts in Marine Lighting


Features

- Input: 24 VDC
- Power Consumption: W= 4.8W
- IP rating: IP65
- CRI: 90+
- 280 Lumens
- ETL Certified

Versions:

- CCT


-  3000K Warm White
-  4000K Cool White





Our Mission

At K2 Lighting, we are committed to more than just illuminating the seas; we prioritize the preservation of marine life. Our revolutionary marine lights are designed with a specific focus on safeguarding sea turtles, ensuring their habitats remain undisturbed





A Lifesaving Difference

Unlike conventional lighting systems that disrupt the natural behaviors of turtles, we produce lights that emit long-wavelengths, with readings of 560 nanometers (nm) or higher. These wavelengths are invisible to turtles, ensuring they can navigate their environments without interference.

Preserving Ecosystem Harmony

By choosing K2 Lighting, you're not only investing in superior illumination but also contributing to the conservation of delicate ecosystems. Our lights play a crucial role in maintaining the balance of marine life, allowing turtles to thrive without disruption.

Join the Movement

Join us in our mission to protect marine life by choosing K2 Lighting for all your marine illumination needs. Together, we can make a tangible difference in preserving the beauty and biodiversity of our oceans for generations to come.

k2

LIGHTING



Contact

Website: www.k2lighting.com

Toll Free phone: 1-844-423-1213

Email: contact@k2lighting.com