

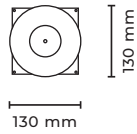
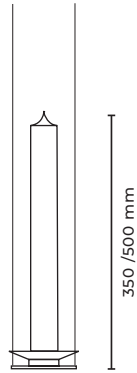
KAIA

WAN

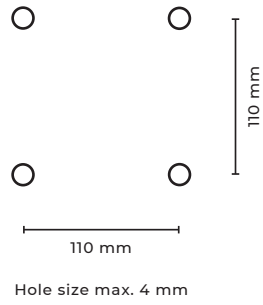
INSTALLATION MANUAL

WAN

Pendant Luminaire



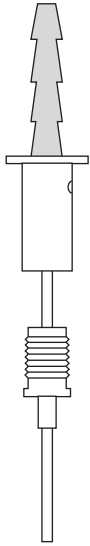
Type	Suspension candle
Material	Solid brass
Environment	Indoors
Wire Length	2000 mm
Dimensions	130 x 130 mm
Weight	0.9 kg
Candle	Altar candle 500 or 350 mm



INSTALLATION

1. Unscrew the main body from the threaded mounting block and mount on the ceiling. Secure the threaded mounting block in place with the screw provided.
2. Pass through wire rope firmly into the main body until it locks in place.
3. Screw wire rope into the rope fixing.
4. Carefully place the candle on the candle holder

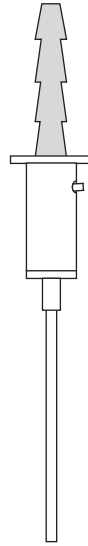
STEP 1



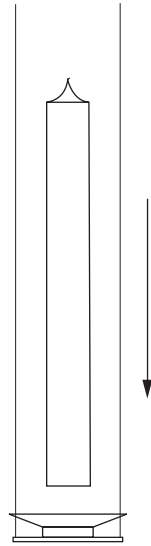
STEP 2



STEP 3



STEP 4



CARE INSTRUCTION

1. Use a soft dry cloth to ensure a fingerprint free surface. We recommend the use of micro fibre cloths.
2. Warning: do not use alcohol or other solvents for cleaning.