

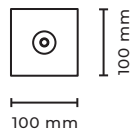
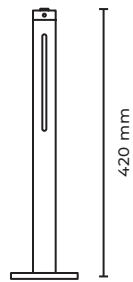
# KAIA

## LEN

### INSTALLATION MANUAL

#### LEN

Table Luminaire



Type

Material

Environment

Dimensions

Weight

Volume

Table luminaire

Solid brass and glass

Indoors

100 x 100 x 420 mm

3,94 x 3,94 x 16,54"

2.3 kg - 5,1 lb

max. 120ml - 4 oz

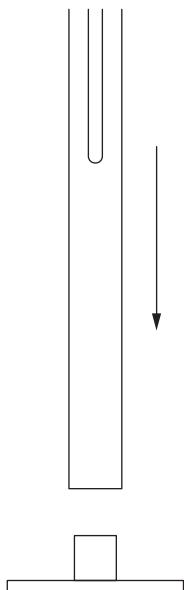
our recommendation: 60ml - 2 oz

**Lamp oil is not included for orders outside the EU**

#### CARE INSTRUCTIONS

1. Use a soft dry cloth to ensure a fingerprint free surface. We recommend the use of micro fibre cloths.
2. Warning: do not use alcohol or other solvents for cleaning. For further information see attached care instructions.

## STEP 1



## INSTALLATION

1. Put the LEN light on the socket
  2. Tip the cap with the wick and pour the Lamp oil into the provided tube – Do not fill above the top of the viewing window – Be careful that the wick does not come out of the fixture.
- Take care. This lamp has an open flame, please be aware of the resulting danger (fire, burns, etc.). Don't leave the LEN wall light to burn unattended!

## STEP 2

