



# KAIA

LIGHTING OBJECTS D'ART

HANDMADE IN GERMANY

"Der Zeit ihre Kunst, der Kunst ihre Freiheit"  
To every age its art, to every art its freedom  
– Ludwig Hevesi

We believe that KAIA stands at the cross-roads of two captivating artistic movements – the Viennese Secession and Modernism. We embrace the spirit of these influential movements, forging a path that celebrates the union of elegance and technology in our creations. Through meticulous craftsmanship and visionary design, we redefine the boundaries of lighting, transcending the conventional and inviting a new era of illuminated expression.

Just as the Secessionists sought to break free from the shackles of historicism, we position ourselves against the globalised manufacturing processes that have become a standard in the industry; instead concentrating on European craftsmanship and regional sourcing of materials. Our objects embody the spirit that each artisan breathes into their unique and innovative creation.

# KAIA

A BRITISH EUROPEAN BRAND  
– HANDMADE IN GERMANY



## ...WHO WE ARE

"We are a Bespoke European Lighting Atelier whose mission is rooted in reviving workshops across Europe to provide timeless pieces of art through a design process that honors both the raw materials and the masterful hands that mold them"

MANUELA SZEWARD  
CREATIVE & MANAGING DIRECTOR

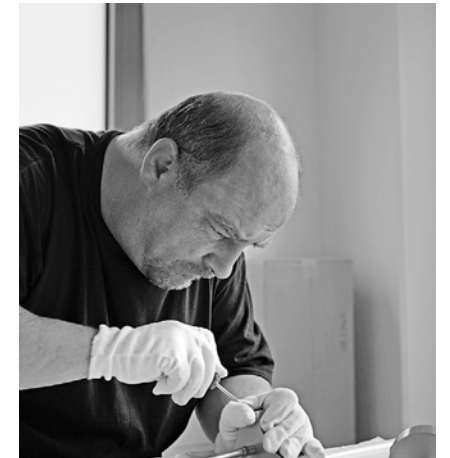





Our collective vision is not just to preserve, but to push the boundaries of conventional craftsmanship and design. We honor the construction of products; where a screw is required, it is openly displayed.

As an environmentally conscious Atelier, we embrace sustainability as an inherent part of our brand. Our commitment to responsible regional sourcing, eco-conscious production methods, and energy-efficient technologies ensure that our creations not only inspire awe but also contribute to a greener future.

We believe in the power of collaboration and the exchange of ideas. By collaborating with visionary designers, architects and artists, we push the boundaries of lighting design, exploring new frontiers of innovation and artistic expression to create a Gesamtkunstwerk celebrated in its space.








CREATIONS	PAGE	10 - 15
COLLECTIONS	PAGE	16 - 43
MADE TO ORDER	PAGE	44 - 79
EDITIONS	PAGE	80 - 97
DESIGNERS/ARTISTS	PAGE	98 - 105
TECHNICAL INFORMATION	PAGE	107 - 127



## CREATIONS

### LIGHTING INSTALLATIONS

Pioneering installations and artist collaborations, capturing the essence and reverence for nature





## HIVE

An Art Installation shedding light on global insect decline, collaborating with artist Maximilian Prüfer and lighting designer Sebastian Hepting

Handmade by KAIA  
Weltmuseum - Vienna







The art installation 'HIVE' consists of 1099 laboratory glasses filled with honey, symbolising the urgent need for awareness about global insect decline



## COLLECTIONS

### TIMELESS LIGHTING

Available in stock or made-to-order  
Handmade in Germany







## CANDLELIGHT

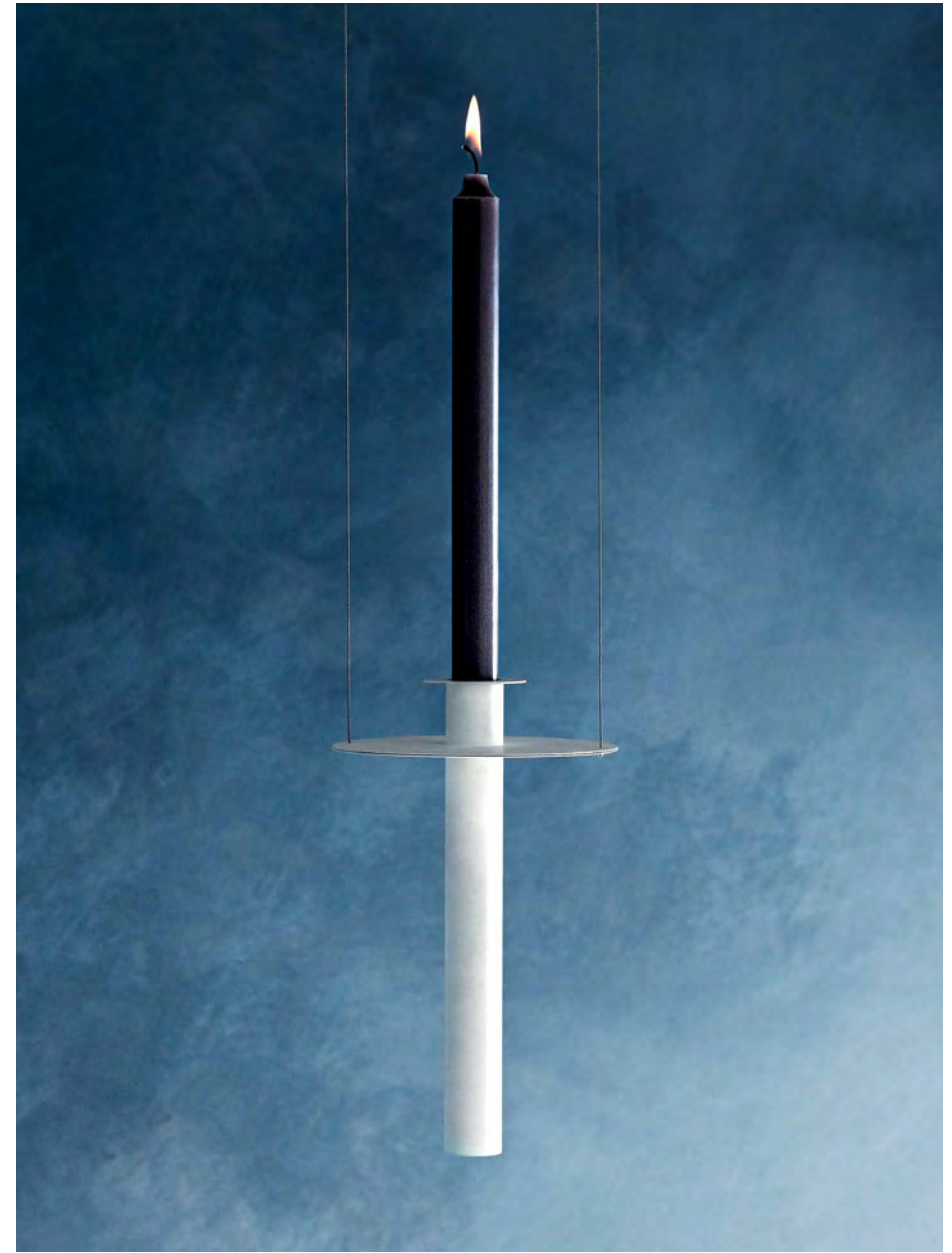

'TECHNOLOGY MEETS ROMANCE'

CANDLELIGHT is a classic candle holder that seems to float weightlessly above the table. It combines a soft candlelit glow on top with an invisible spotlight that illuminates magically downwards from underneath with a gesture control function. The real wax candle can be replaced by a glass candle, with an electric light source

Designed by Sebastian Hepting  
Handmade by KAIA







CANDLELIGHT - white brass





LEN TABLE - Everlasting Candle, polished nickel





## NEA

'A LINE OF LIGHT'

Light in its purest and most simple form, the lighting object reduced to a simple fixture. A tube of light mounted on a wall at a single point



NEA WALL PLATE 50 - brushed nickel





Project by House of Grey, London  
Photo by Michael Sinclair



NEA WALL 50 - blackened brass

The NEA Collection includes:  
NEA WALL 30 & 50, NEA WALL PLATE 30 & 50, NEA MARBLE 30 & 50





**NEA MARBLE - white marble with brushed brass**

Designed in collaboration with Banda Property, the NEA MARBLE mounts Kaia's classic LED dimmable lamp on a block of boldly veined marble with a brass back-plate in a selection of finishes. The marble is available in white, amber, black, black veined and grey marble blocks







## LIA

'CUTTING THROUGH DARKNESS'

LIA's three-flamed elegance is a KAIA classic which pays homage to the modernist designers who continue to influence and inspire us





LIA WALL SCONCE 50 – brushed brass

The LIA Collection includes: LIA SUSPENSION 30, LIA SUSPENSION 50, LIA SUSPENSION 100, LIA SUSPENSION DIAGONAL 30, LIA SUSPENSION DIAGONAL 50, LIA SUSPENSION DIAGONAL 100, LIA TABLE 30, LIA FLOOR 50, LIA FLOOR 100, LIA WALL 30, LIA WALL 50, LIA WALL 100, LIA WALL SCONCE 30, LIA WALL SCONCE 50, LIA WALL SCONCE 100



## EON

'A LINE WITH SYSTEM'

On its own, EON is clean and linear. Attach one or more – create endless combinations. EON is a lighting system which allows multiple shapes and angles – squares, rectangles, zig-zags

EON SUSPENSION SQUARE 100/50  
VOLZHENKA CAVIAR, Paris  
Project by GSL  
Photo by Oskar Proctor







EON SUSPENSION 100 SET 3 – brushed nickel

The EON collection includes: EON SUSPENSION 50, EON SUSPENSION 100, EON SUSPENSION 100 SET 2, EON SUSPENSION 100 SET 3, EON SUSPENSION SQUARE 50, EON SUSPENSION SQUARE 100





## ORA SINGLE SUSPENSION

A single hand-blown glass sphere is suspended from a stem, encapsulating the ORA collection and its emphasis on the simplicity of form.





ORA WALL 140 with frosted glass – blackened brass



## TORCH

'LIGHTING THE PATH'

Inspired by primitive ancient torches, our innovative LED sconce is made from gypsum selenite, a solid block of mineral. This natural wonder infuses healing properties as well as it shines. The minimal shape of the patinated steel, brass or nickel column creates a timeless balance with any interior

Designed by Sophie Dries  
Handmade by KAIA



TORCH - aged steel



# MADE TO ORDER

Our made-to-order collections  
Handmade in Germany







## AVA

'SIMPLICITY AND FUNCTIONALITY'

Designed to adapt to any space, whether you're in your home office or setting up for a dinner party with friends, the slender, sturdy silhouette of the AVA LINEAR PEDANT LIGHT is fitted with a rotating mechanism that allows its LED bulb to be instantly switched between bright direct, and warm indirect light

Designed by KAIA  
Handmade by KAIA





AVA PENDANT 150 – aged brass

The AVA – made to order – collection includes:  
AVA PENDANT 120, 150, 180, AVA TABLE, AVA WALL





AVA TABLE - aged brass








AVA WALL - aged brass





## SIM

LED technology and craftsmanship combine in SIM, a new series of wall lights developed specifically for use in the bathroom and hallway.

As with the majority of KAIA's collection, the SIM series is available in a number of new bespoke finishes including a rich and dark patinated brass expertly oxidised by a team of knowledgeable craftsman in a small workshop in England

Designed by Peter Straka  
Handmade by KAIA





**SIM WALL SMALL 50 – brushed oiled and waxed brass**

The SIM – made to order – collection includes:

SIM WALL SMALL 50, SIM WALL LARGE 50, SIM WALL SMALL 100, SIM WALL LARGE 100





SIS - patinated brass





## GLOW

GLOW fuses blown glass, raw organic paper, and brass to strike an imperfect balance between organic and geometric, natural and artificial. It also captures the essence of Kaia, bringing together the finest artisans, designers and independent suppliers from European countries who each champion environmentally conscious design and the cyclical use of natural materials

Designed by Sophie Dries  
Handmade by KAIA



GLOW 1 PENDANT – oiled and waxed brass





GLOW 2 CHANDELIER – oiled and waxed brass







GLOW 1 SUSPENSION with a linen cable - oiled and waxed brass

The GLOW - made to order - collection includes:  
GLOW 1 PENDANT, GLOW 1 SUSPENSION, GLOW 2 CHANDELIER, GLOW 3 CHANDELIER,  
GLOW 3 IN LINE CHANDELIER, GLOW 5 CHANDELIER, GLOW WALL




## ORA

Snaking across the ceiling like a constellation of stars, the glowing clear glass spheres light up the ORA chandelier make for an impactful centerpiece

Designed by Peter Straka  
Handmade by KAIA

ORA 6 COMPACT CHANDELIER - brushed, oiled and waxed brass

The ORA - made to order - collection includes: ORA 6 COMPACT CHANDELIER, ORA 8 CHANDELIER, ORA 6 CHANDELIER, ORA ROUND 8, ORA 8 ASYMMETRICAL, ORA 8 SYMMETRICAL, ORA SINGLE PENDANT, ORA SINGLE SUSPENSION, ORA WALL 140, ORA WALL 200, ORA WALL TWIN







ORA Detail, brushed oiled and waxed brass  
ORA 8 CHANDELIER, patinated brass





ETU - brushed, oiled and waxed brass

Inspired by old laboratory glassware and decanters. The ETU pendant is a celebration of pure and simple forms.





## RIO

### 'RING IT ON'

The RIO In and Out, a solid brass ring embedded with LEDs on both sides is suspended by almost invisible brass wires. Also available are ceiling and suspension versions with the LEDs embedded on either the inside (RIO IN) or on the outside (RIO OUT) of the ring. On request, this product can be offered with a dim to warm technology

Designed by Peter Straka  
Handmade by KAIA

RIO IN AND OUT SUSPENSION - brushed brass











**RIO IN 900 and 700 SUSPENSION – brushed brass**

The RIO – made to order – collection includes:  
RIO IN AND OUT SUSPENSION, RIO IN SUSPENSION 100, RIO IN SUSPENSION 70,  
RIO OUT SUSPENSION CEILING, RIO IN AND OUT CEILING, RIO OUT CEILING, RIO  
IN CEILING, RIO IN AND OUT PENDANT, RIO IN PENDANT, RIO OUT PENDANT





## FLEECE LINE

The FLEECE LINE is a purified extract from our exquisite GOLDEN FLEECE chandelier. Using our handcrafted refined brass elements, this elegant single-line suspended pendant is a perfect addition to our collection and a beautiful reflection of KAIA's philosophy creating objects of harmony borne out of function and simplicity

Designed by Markus Benesch Creates  
Handmade by KAIA



## EDITIONS

### LIGHTING OBJETS D'ART

Limited edition pieces created  
in collaboration with distinguished  
artists and designers





## LUNAR GLOW

LUNAR GLOW is a limited-edition luxury modern chandelier that adapts the aesthetic of GLOW 3. Paper mâché appears to 'grow' over three hand-blown glass eggs in light pink and champagne glass colour. Each is then suspended by oiled, waxed and aged brass to create a chandelier that contrasts sharp geometricity with organic form.

LUNAR GLOW was commissioned for the CTMP Design Auction at Milan Design Week 2021, a partnership between Cambi auction house and Mr Lawrence design consultancy. The project is a celebration of the most influential voices in contemporary collectable design

Designed by Sophie Dries  
Handmade by KAIA



LUNAR GLOW - brushed, oiled and waxed brass





## INNER GLOW

Sophie Dries choose to juxtapose the blown glass and brass synonymous with KAIA chandeliers with a more organic material, paper. The rough and organic paper is in contrast with the smooth and transparent glass eggs and geometric lines of the brass structure. The way the paper appears to grow over the glass eggs brings to mind the way moss and fungi grow over walls and buildings

Designed by Sophie Dries  
Schloss Hollenegg, Walden Exhibition  
Handmade by KAIA



## NEKTAR


Following our HIVE installation at the Weltmuseum in Vienna with concept artist Maximilian Prüfer (an awareness campaign about the worldwide insect decline), we developed our new edition series, NEKTAR. Inspired by the timeless shapes of Viennese secessionist chandeliers, these elegant pendants of resin filled laboratory glasses which symbolise the nectar of honey bees and cast a warm inviting glow

Designed by Maximilian Prüfer  
Handmade by KAIA



NEKTAR 12 - aged brass





NEKTAR 6 - aged brass





## REINCARNATION

REINCARNATION is an edition sculptural light project reflecting on the potential that lies in what is often discarded and speaks passionately about sustainability by reinterpreting leftover materials. This collection of ceramic lamps is born from recycled crushed ceramics, marble, paper and wood dust – waste sourced from unit89's own studio and other creators, turning overlooked remnants into luminous masterpieces.

Central to the project is a duality: the precision of mathematical form meets the raw essence of materiality. This results in creations that highlight the inherent beauty of imperfections, inviting viewers to see the world through a lens that marries precision with unpredictability.

Designed by Ula Saniawa  
Handmade by KAIA and Ula Saniawa





REINCARNATION – brushed nickel


The REINCARNATION – made to order – collection includes:  
REINCARNATION CONE, REINCARNATION HEMISPHERE,  
REINCARNATION FUNNEL




## GOLDEN FLEECE

A striking centre piece chandelier, inspired by the Greek methodology of the GOLDEN FLEECE. Using simple yet refined raw brass elements, this installation pushes the boundaries of brass manufacturing and latest LED technology to create an interwoven piece, which celebrates a newly created magnificent chandelier with rigorous architectural forms

Designed by Markus Benesch Creates  
Handmade by KAIA







GOLDEN FLEECE, Milan Design Week 2019



## DESIGNERS & ARTISTS

We love collaborating with European designers and brands who share our passion. Together we master the challenges of creating special editions as well as our collection line objects





## MARKUS BENESCH



Markus Benesch Creates is a multi-disciplinary design studio that creates whimsical surfaces, products and interiors since 1989.

The creation of immersive experiences, including the physical space (walls, ceiling and floor) as well as the objects and clothing of the participants has become the studio's unique identity.

Markus Benesch Creates works with leading companies in the design world such as: Abet Laminati, Aspesi, Arflex, Benetton, Brainlab, Bombay Sapphire, BoscoloHotels, Campari, Ferrero, Fiat, E&Y, Paul Smith, Hewlett Packard, Samsung, Memphis Milano, Postdesign, Jannelli&Volpi, Marburger, Rasch, Zeyko... to name a few.



## SOPHIE DRIES

Architect and Designer Sophie Dries is a graduate of Ensa Paris-Malaquais and Aalto University in Helsinki. She was also trained in contemporary art at L'École du Louvre.

After working with prestigious architecture and design offices such as Jean Nouvel, Pierre Yovanovitch and Christian Liaigre Studios, Sophie Dries created her own practice in Paris in 2014 and another in Milan in 2017. She also creates exceptional numbered editions pieces for Nilufar Gallery in Milan or Giustini / Stagetti in Rome. Her works are presented in international fairs as Pad London, the Salon NY, Collectible Brussel or institutionnal shows. The starting point for her architectural projects is the genius loci (the spirit of the place) she immerses herself in the place while respecting its history an context. The quinessence of material and craftsmanship are at the heart of her work: combining traditional artisanal techniques with the new contemporary know how.

Sophie Dries has been selected as one of the top 100 AD designers in 2022 and one of Phaidon's 100 World Best Interior designers. She also won the Paris Shop & Design Award for the Michel Vivien boutique in 2021 and the AD Land Rover Awards 2022.





## SEBASTIAN HEPTING

Sebastian Hepting is a German designer based in Munich who has specialized in lighting design during the last two decades.

Hepting's career started as an assistant to the renowned American furniture designer Vladimir Kagan in 2000, developing his furniture collection alternately in his studio in New York City and the manufacturing company in Italy. His desire to learn about new cultures, languages and materials led him to Japan in 2006 where he worked with Toshiyuki Kita in his Osaka-based Design Laboratory gaining new insights into traditional Japanese arts and crafts. In 2004 Hepting started his collaboration with Ingo Maurer & Team in Munich where his enthusiasm for light took on a new dimension. Not only did he contribute his own designs to the collection for more than 15 years, but he also developed many of the technically challenging and innovative luminaires & special objects.

Hepting's design approach is very experimental. His creations arise in the workshop, as that is the best place to experience new materials and unexpected lighting effects. The ultimate goal is always to create poetry, with innovation and technology remaining only a means to an end.

His luminaire MOODMOON, which combines natural materials with digital elements, received the New York City Design Award in 2021 (category wall lamp). In 2022 the Candle-Light a design by Sebastian Hepting for Kaia won the German Design Award Special.



## MAXIMILIAN PRÜFER

German artist Maximilian Prüfer's profound creations delve into the anthropocene's human influence on nature and spotlight its global implications. His work primarily focuses on the interconnection of three spheres: nature, animals, and humans, emphasizing humanity's inherent ties to nature despite our modern detachment.

Prüfer's art addresses an array of ecological concerns, including insect extinction and its severe threat to biodiversity, largely stemming from consequential political actions in China during the mid-20th century. His „Fruits of Labour“ exhibition at the prestigious Weltmuseum provides a stark depiction of the human effort required to offset biodiversity loss.

Prüfer's journeys to China's Sichuan province unveiled a startling reality – a valley devoid of insects and birds, where manual pollination was the only means of fruit tree propagation. This ecological imbalance, a tragic consequence of the „Great Leap Forward“ campaign initiated by Mao Zedong, led to failed harvests and widespread starvation. Its effects persist to this day.

Showcased in the „Fruits of Labour“ exhibition are Prüfer's photographic works, „Performance – Hand Pollination“ and „From Flower to Flower“. These pieces serve as an ode to human adaptability, highlighting our capacity to fill in for pollinators like bees in the delicate process of fruit tree pollination.



## ULA SANIAWA



Unit89 is an art studio based in London, UK founded by Ula Saniawa, working primarily with clay in varying scales, specialising in art installations. Drawing from themes of duality and growth, Ula's work endeavours to navigate the delicate balance between order and chaos. With roots in architecture (having studied it at the Architectural Association School of Architecture and London Metropolitan University), Ula views our environment as the foundation for each piece, aiming for them to create a dialogue with their surroundings, accentuating voids and shadows as much as their form.

Clay captivated Ula with its tactile, raw vulnerability and inspired her to reflect on the origin of human connection, how we fit in the world that surrounds us and what makes us who we are. Every living being's intrinsic blend of algorithmic DNA and spontaneous events is a theme echoed in my works. Each handcrafted piece with the same lineage holds unique gestures, creating conversations among them, emphasizing simultaneously their shared essence and distinct identities and inviting the meditation on the world where structure coexists in synergy with the unexpected.



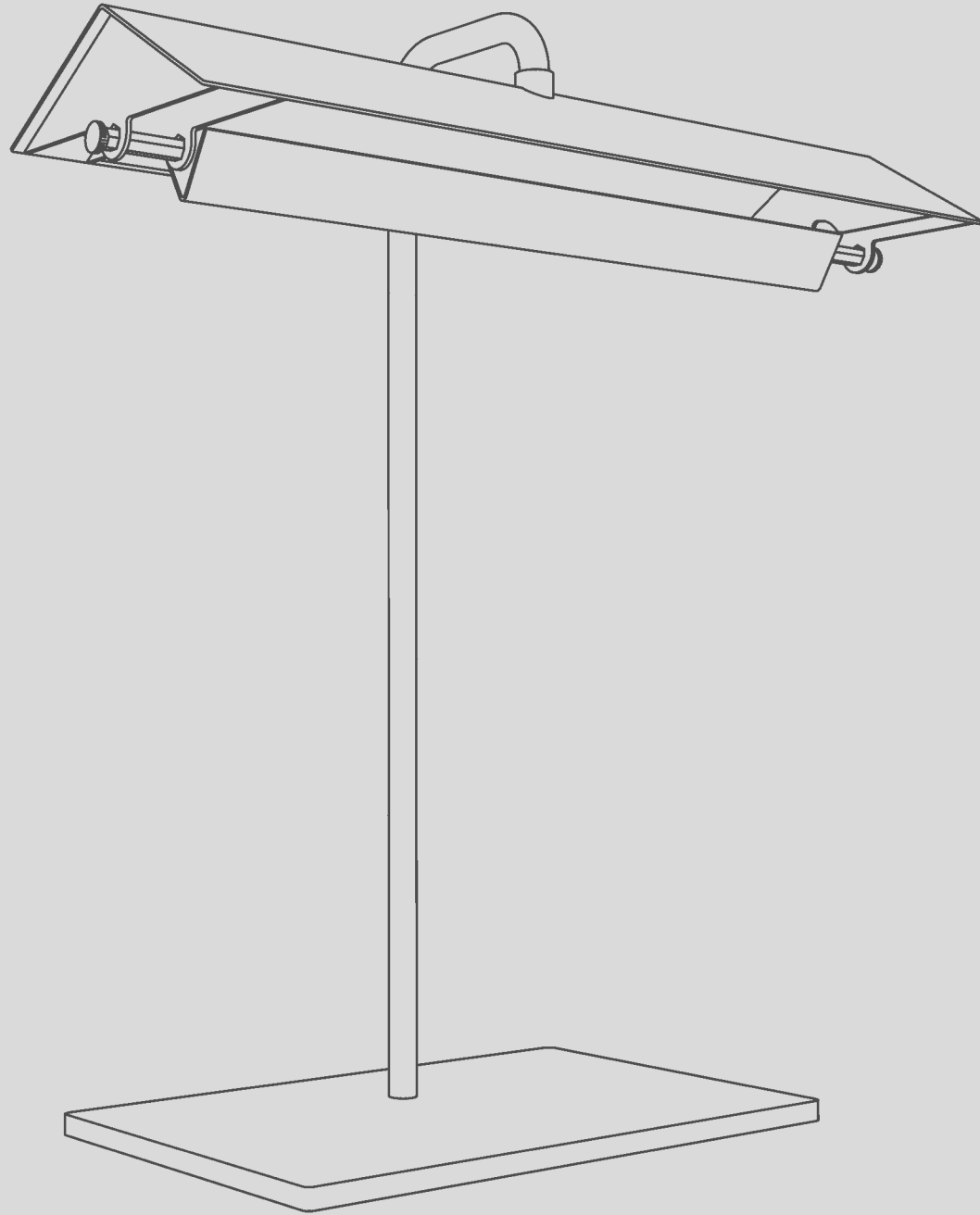
## PETER STRAKA

Peter Straka's life in design began at 16 years old when he took a job as a metal worker on the public tram service in Vienna. It was in these gritty, industrial surroundings that Straka fell in love with his craft, learning how to form, cut and join metal from scratch.

Keen to continue his education, he went on to study engineering at the Technical University of Vienna and then industrial design at the Viennese University of Applied Arts.

A year after his graduation in 2003, Straka set up KAIA. Greatly inspired by the clean lines and geometric decoration of Vienna's Secessionist architecture, he used his hands-on experience, knowledge of engineering and expertly trained eye to produce an impressive collection of sculptural lighting designs that celebrate purity, precise geometry and honesty of construction.





## TECHNICAL INFORMATION

### COLLECTIONS

CANDLELIGHT, LEN, WAN	PAGE 108
NEA, NEA PLATE	PAGE 109
NEA MARBLE, MEL	PAGE 110
LIA SUSPENSION	PAGE 111
LIA WALL, LIA WALL SCONCE	PAGE 112
EON, TORCH WALL	PAGE 113
MEA, MEA PLATE	PAGE 114
MEA PLATE, ORA SUSPENSION	PAGE 115
ORA WALL, ETU	PAGE 116

### MADE TO ORDER

AVA SUSPENSION, AVA TABLE	PAGE 117
AVA WALL, SIM	PAGE 118
SIS, GLOW	PAGE 119
GLOW	PAGE 120
GLOW, ORA CHANDELIER	PAGE 121
ORA CHANDELIER, RIO SUSPENSION	PAGE 122
RIO SUSPENSION, FLEECE LINE	PAGE 123

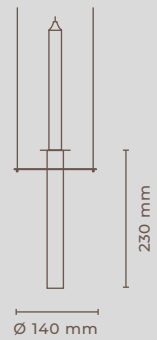
### EDITIONS

GOLDEN FLEECE, INNER GLOW	PAGE 124
LUNAR GLOW, NEKTAR	PAGE 125
NEKTAR, REINCARNATION	PAGE 126
REINCARNATION	PAGE 127








**CANDLE LIGHT**  
without  
Glass  
Candle

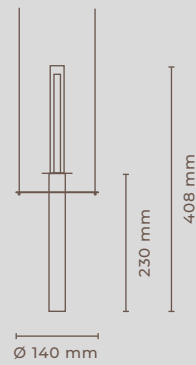
-  Brushed brass
-  Brushed nickel
-  White brass
-  Patinated brass
-  Blackened brass



Type Suspension light  
 Material Brass  
 Environment Indoors  
 Dimensions Ø 140 x 230 mm - 5,51 x 9,05 "  
 Cable length 2500 mm - 98,4252 "  
 Weight 0.6 kg - 13,22 lb  
 Certification IP20 CE  
 EU/UK 24 V  
 Ceiling Rose Ø 160 x 25 mm - 6,39 x 0,98 "  
 Lamps LED technology, 24 V, 7 W, 1800-2700 K, 400 lm, dim to warm, dimmable with gesture control  
 Candle wax candle



**CANDLE LIGHT**  
with  
Glass  
Candle

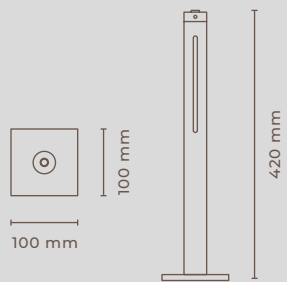
-  Brushed brass
-  Brushed nickel
-  White brass
-  Patinated brass
-  Blackened brass



Type Suspension light  
 Material Brass  
 Environment Indoors  
 Dimensions Ø 140 x 230 mm - 5,51 x 9,05 "  
 Cable length 2500 mm - 98,4252 "  
 Weight 0.6 kg - 13,32 lb  
 Certification IP20 CE  
 EU/UK 24 V  
 Ceiling Rose Ø 160 x 25 mm - 6,39 x 0,98 "  
 Lamps LED technology, 24 V, 7 W, 1800-2700 K, 400 lm, dim to warm, dimmable with gesture control  
 Candle Glass candle with invisible light source. LED technology, flickering light, 1800K, 2W and wax candle

**LEN**  
Table  
Luminaire

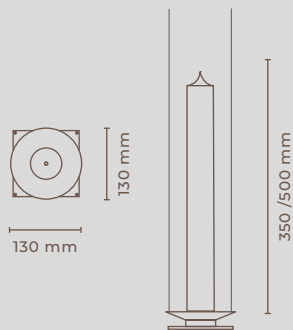
-  Brushed brass
-  Brushed nickel



Type Table luminaire  
 Material Solid brass and glass  
 Environment Indoors  
 Dimensions 100 x 100 x 420 mm  
 3,94 x 3,94 x 16,53 "  
 Weight 2.3 kg - 5,07 lb  
 1 litre odourless liquid paraffin

**WAN**  
Pendant  
Luminaire

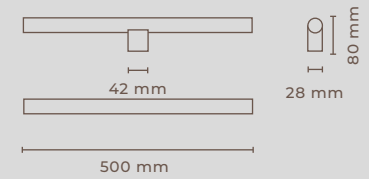
-  Polished nickel









Type Suspension candle  
 Material Solid brass  
 Environment Indoors  
 Wire Length 2000 mm - 78,7 "  
 Dimensions 130 x 130 mm - 5,1 x 5,1 "  
 Weight 0.9 kg - 1,98 lb  
 Candle Altar candle 500 or 350 mm

Type  
 Material  
 Environment  
 Dimensions

Wall/ceiling light  
 Solid brass  
 Indoors  
 500 x 80 mm  
 19,68 x 1,1 x 3,15 "  
 0.3 kg - 0,6 lb  
 IP20 CE  
 Zone 3  
 230 V  
 max. 60 W, S14d,  
 our suggestion:  
 4.9 W, 1x linear opal LED, 2700 K,  
 Mains (Phase) dimmable\*  
 EPREL ID 566201,522907

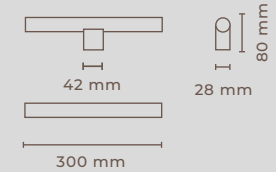








-  Brushed brass
-  Brushed nickel
-  Polished nickel
-  Aged brass
-  Patinated brass
-  Blackened brass

**NEA**  
Wall 50

Type  
 Material  
 Environment  
 Dimensions

Wall/ceiling light  
 Solid brass  
 Indoors  
 300 x 80 mm  
 11,81 x 1,1 x 3,14 "  
 0.3 kg - 0,6 lb  
 IP20 CE  
 Zone 3  
 230 V  
 max. 60 W, S14d,  
 our suggestion:  
 3,1 W, 1x linear opal LED, 2700 K,  
 Mains (Phase) dimmable\*  
 EPREL ID 566201, 522905

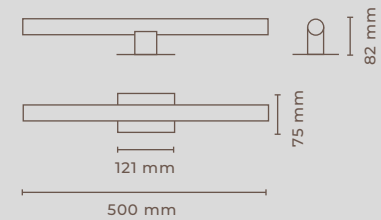








-  Brushed brass
-  Brushed nickel
-  Polished nickel
-  Aged brass
-  Patinated brass
-  Blackened brass

**NEA**  
Wall 30

Type  
 Material  
 Environment  
 Dimensions

Wall/ceiling light  
 Solid brass  
 Indoors  
 500 x 75 x 82mm  
 19,68 x 2,95 x 3,23 "  
 0.4 kg - 0,8 lb  
 IP20 CE  
 Zone 3  
 230 V  
 max. 60 W, S14d,  
 our suggestion:  
 4.9 W, 1x linear opal LED, 2700 K,  
 Mains (Phase) dimmable  
 EPREL ID 566201,522907

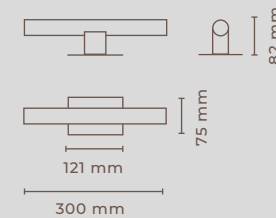








-  Brushed brass
-  Brushed nickel
-  Polished nickel
-  Aged brass
-  Patinated brass
-  Blackened brass

**NEA**  
Wall  
Plate 50

Type  
 Material  
 Environment  
 Dimensions

Wall/ceiling light  
 Solid brass  
 Indoors  
 300 x 75 x 82mm  
 11,8 x 2,9 x 3,2 "  
 0.4 kg - 0,8lb  
 IP20 CE  
 Zone 3  
 230 V  
 max. 60 W, S14d,  
 our suggestion:  
 3,1 W, 1x linear opal LED, 2700 K,  
 Mains (Phase) dimmable  
 EPREL ID 566201, 52290

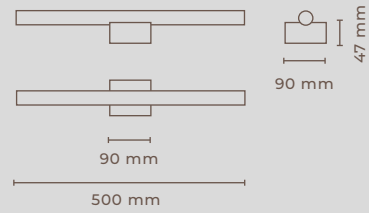


-  Brushed brass
-  Brushed nickel
-  Polished nickel
-  Aged brass
-  Patinated brass
-  Blackened brass

**NEA**  
Wall  
Plate 30



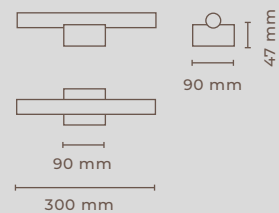
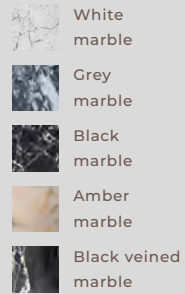
**NEA**  
**MARBLE**  
Wall 50



Type  
Material  
Environment  
Dimensions  
Weight  
Certification  
Bathroom  
EU/UK  
Lamps

Wall/ceiling light  
Marble/brass  
Indoors  
500 x 47mm - 19,6 x 1,8 "  
1.0 kg - 2,2 lb  
IP20 CE  
Zone 3  
230 V  
max. 60 W, S14d,  
our suggestion:  
4.9 W, 1x linear opal LED, 2700 K,  
Mains (Phase) dimmable\*  
EPREL ID 566201,522907

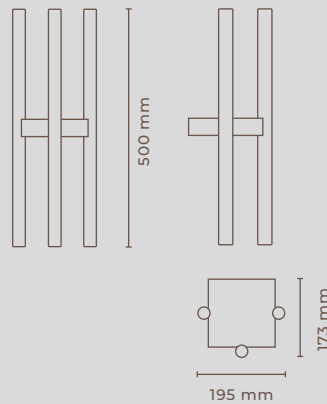
**NEA**  
**MARBLE**  
Wall 30



Type  
Material  
Environment  
Dimensions  
Weight  
Certification  
Bathroom  
EU/UK  
Lamps

Wall/ceiling light  
Marble/brass  
Indoors  
300 x 47mm - 11,8 x 1,8 "  
1.0 kg - 2,2 lb  
IP20 CE  
Zone 3  
230 V  
max. 60 W, S14d,  
our suggestion:  
3,1 W, 1x linear opal LED, 2700 K,  
Mains (Phase) dimmable\*  
EPREL ID 566201, 522905

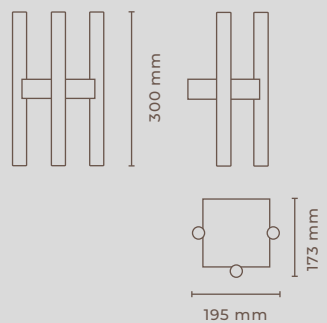
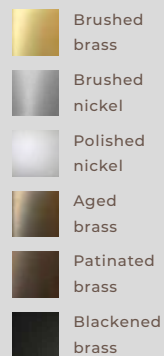
**MEL**  
Wall 50



Type  
Material  
Environment  
Dimensions  
Weight  
Certification  
EU/UK  
Lamps

Wall light  
Brass  
Indoors. Zone 3  
500 x 195 x 173 mm - 19,68 x 7,67 x 6,81 "  
1.8 kg  
IP20 CE  
230 V  
4,9 W, S14d,  
max. 60 W, S14d,  
our suggestion:  
4.9 W, 3x linear opal LED, 2700 K, Mains  
(Phase) dimmable\*  
EPREL ID 566201, 522907

**MEL**  
Wall 30

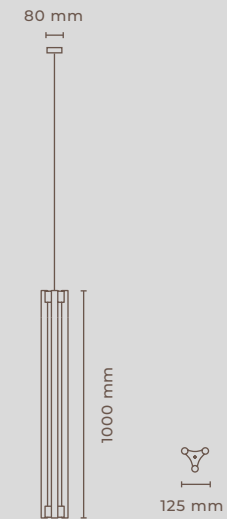


Type  
Material  
Environment  
Dimensions  
Weight  
Certification  
EU/UK  
Lamps

Wall/ceiling light  
Solid brass  
Indoors  
300 x 195 x 173 mm - 11,8 x 7,67 x 6,81 "  
1.8 kg - 3,96 lb  
IP20 CE  
230 V  
max. 60 W, S14d,  
our suggestion:  
3,1 W, 3x linear opal LED, 2700 K,  
Mains (Phase) dimmable  
EPREL ID 566201, 522905

Type  
Material  
Environment  
Dimension  
Cable Length  
Weight  
Certification  
EU/UK  
Ceiling Rose


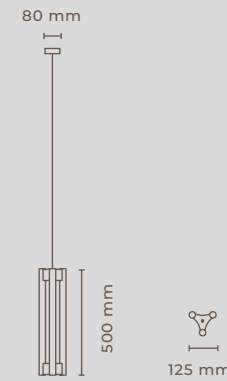
Suspension light  
Brass  
Indoors  
1000 x 125 mm - 39,37 x 4,92 "  
Standard mounting 1500mm - 59,05 "  
2.1 kg- 4,6 lb  
IP20 CE  
230 V  
Ø 80 x 25 mm - Ø 3,14 x 0,98 " ;  
flat Ø 100 mm - Ø 3,93 "  
max 3x 120W, S14s,  
our suggestion:  
3x linear opal LED, 2700 K,  
Mains ( Phase) dimmable,  
EPREL-ID: 566195



**LIA**  
Suspension  
100

Type  
Material  
Environment  
Dimensions  
Cable Length  
Weight  
Certification  
EU/UK  
Lamps


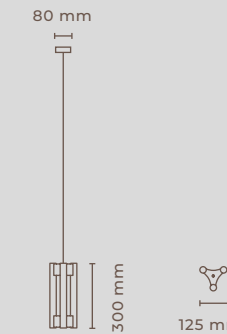
Suspension light  
Brass  
Indoors  
500 x 125 mm - 19,68 x 4,92 "  
Standard mounting 1500 mm - 59,05 "  
1.9 kg - 4,18 lb  
IP20 CE  
230 V  
max. 3 x 60 W, S14s,  
our suggestion:  
3x linear opal LED, 2700 K,  
Mains (Phase) dimmable,  
EPREL-ID: 566200



**LIA**  
Suspension  
50

Type  
Material  
Environment  
Dimensions  
Cable Length  
Weight  
Certification  
EU/UK  
Lamps





Suspension light  
Brass  
Indoors  
300 x 125 mm - 11,8 x 4,92 "  
Standard mounting 1500 mm - 59,05 "  
1.8 kg - 3,96 lb  
IP20 CE  
230 V  
max. 3 x 35 W, S14s,  
our suggestion:  
3 x linear opal LED, 2700 K,  
Mains (Phase) dimmable,  
EPREL-ID: 566198

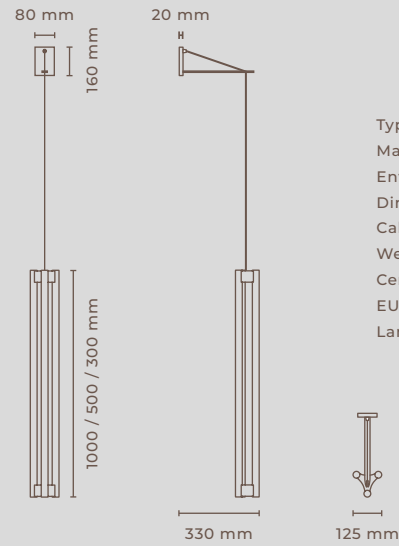


**LIA**  
Suspension  
30



**LIA**  
Suspension  
Wall  
100

-  Brushed brass
-  Brushed nickel
-  Polished nickel
-  Blackened brass



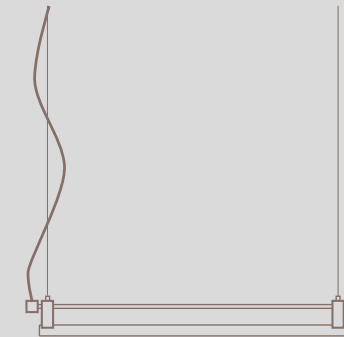
Type  
Material  
Environment  
Dimensions  
Cable Length  
Weight  
Certification  
EU/UK  
Lamps





Suspension light  
Brass  
Indoors  
1000/500/300 mm - 39,37/ 19,68/ 11,8 "  
Standard mounting 1500 mm - 59,05 "  
2.1 kg - 4,6 lb  
IP20 CE  
230 V  
max. 3 x 120W, S14d  
our suggestion:  
3 x linear opal LED, 2700 K,  
Mains (Phase) dimmable



Type  
Material  
Environment  
Cable Length  
Dimensions  
Weight  
Certification  
EU/UK  
Ceiling Rose  
Lamps





Suspension light  
Brass  
Indoors  
2000 mm - 78,74 "  
1100 x 100 mm - 43,30 x 3,93 "  
1.4 kg - 3,08 lb  
IP20 CE  
230 V  
square 70 x 70 x 25 mm  
square 2,75 x 2,75 x 0,98 "  
max 120W, S14s,  
our suggestion:  
1x Linear opal LED, 2700 K,  
Mains ( Phase) dimmable,  
EPREL-ID: 566195



-  Brushed brass
-  Brushed nickel
-  Polished nickel
-  Blackened brass

**EON**  
Suspension  
100 set

**LIA**  
Wall  
Sconce  
100

-  Brushed brass
-  Brushed nickel
-  Polished nickel
-  Blackened brass



Type  
Material  
Environment  
Dimension  
Weight  
Certification  
EU/UK  
Lamps





Wall/ceiling light  
Brass  
Indoors  
1000 x 125 mm - 39,37 x 4,92 "  
2.1 kg - 4,6 lb  
IP20 CE  
230 V  
max 2 x 120W, S14s  
our suggestion:  
2 x linear opal LED, 2700 K,  
Mains ( Phase) dimmable,  
EPREL-ID: 566195



Type  
Material  
Environment  
Cable Length  
Dimensions  
Weight  
Certification  
EU/UK  
Ceiling Rose  
Lamps





Suspension light  
Brass  
Indoors  
2000 mm - 78,74 "  
600 x 100 mm - 23,62 x 3,93 "  
1 kg - 2,20 lb  
IP20 CE  
230 V  
square 70 x 70 x 25 mm  
max 60W, S14s,  
our suggestion:  
1x Linear opal LED, 2700 K,  
Mains ( Phase) dimmable,  
EPREL-ID: 566200

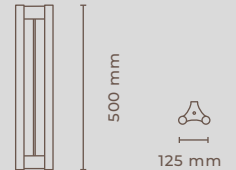


-  Brushed brass
-  Brushed nickel
-  Polished nickel
-  Blackened brass

**EON**  
Suspension  
50 set

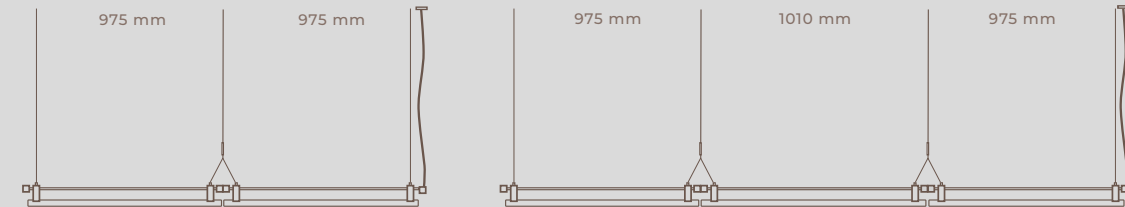
**LIA**  
Wall  
Sconce  
50

-  Brushed brass
-  Brushed nickel
-  Polished nickel
-  Blackened brass






Type  
Material  
Environment  
Dimensions  
Weight  
Certification  
EU/UK  
Lamps

Wall/ceiling light  
Brass  
Indoors  
500 x 125mm - 19,68 x 4,92 "  
1.9 kg - 4,18 lb  
IP20 CE  
230 V  
max. 2 x 60 W, S14s  
our suggestion:  
2x linear opal LED, 2700 K, Mains  
(Phase) dimmable,  
EPREL-ID: 566200



**EON**  
Fixing  
Distances

**LIA**  
Wall  
Sconce  
30

-  Brushed brass
-  Brushed nickel
-  Polished nickel
-  Blackened brass



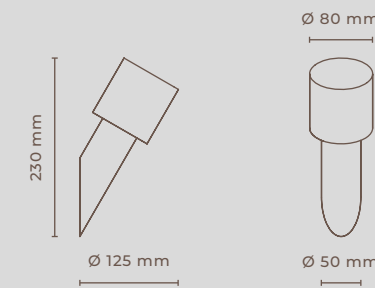
Type  
Material  
Environment  
Dimensions  
Weight  
Certification  
EU/UK  
Lamps

Wall/ceiling light  
Brass  
Indoors  
300 x 125mm - 11,8 x 4,92 "  
1.8 kg - 3,96 lb  
IP20 CE  
230 V  
max. 2 x 35 W, S14s  
our suggestion:  
2x linear opal LED, 2700 K,  
Mains (Phase) dimmable,  
EPREL-ID: 566198



Type  
Material  
Environment  
Dimensions  
Weight  
Certification  
EU / US  
Lamping

Wall light  
Steel & Crystal  
Indoors  
Ø 80 x 230 mm / Ø 3.15 x 9.05"  
1,7 Kg / 3.74 lb  
IP20 CE  
230 V  
LED: GU 10 (GU11) Ø35mm / Ø1.38"  
3W, 3000K, 250lm, 230V







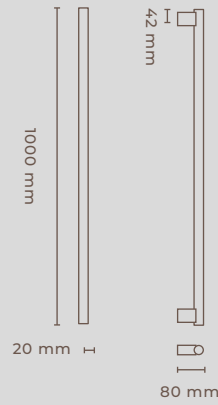
-  Aged steel

**TORCH**  
Wall





**ME A**  
Wall 100

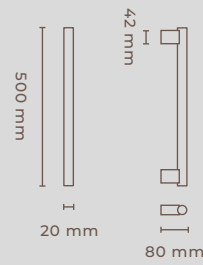
-  Brushed brass
-  Brushed nickel
-  Polished nickel
-  Aged brass
-  Patinated brass
-  Blackened brass



Type: Wall/ceiling light  
 Material: Solid brass  
 Environment: Indoors  
 Dimensions: 1000 x 20 x 80 mm - 39,37 x 0,78 x 3,14 "  
 Weight: 0.6 kg - 1,32 lb  
 Certification: IP20 CE  
 Bathroom: Zone 3  
 EU/UK: 230 V  
 Lamps: max. 120W, S14s, our suggestion: 1 x linear opal LED, 2700 K, Mains ( Phase) dimmable, EPREL-ID: 566195





**ME A**  
Wall 50

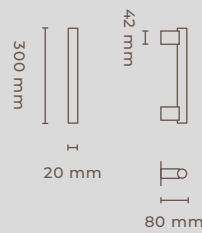
-  Brushed brass
-  Brushed nickel
-  Polished nickel
-  Aged brass
-  Patinated brass
-  Blackened brass



Type: Wall/ceiling light  
 Material: Solid brass  
 Environment: Indoors  
 Dimensions: 500 x 20 x 80 mm - 19,68 x 0,78 x 3,14 "  
 Weight: 0.6 kg - 1,32 lb  
 Certification: IP20 CE  
 Bathroom: Zone 3  
 EU/UK: 230 V  
 Lamps: max. 60 W, S14s, our suggestion: 1x linear opal LED, 2700 K, Mains (Phase) dimmable, EPREL-ID: 566200







**ME A**  
Wall 30


-  Brushed brass
-  Brushed nickel
-  Polished nickel
-  Aged brass
-  Patinated brass
-  Blackened brass



Type: Wall/ceiling light  
 Material: Solid brass  
 Environment: Indoors  
 Dimensions: 300 x 20 x 80 mm - 11,81 x 0,78 x 3,14 "  
 Weight: 0.6 kg - 1,32 lb  
 Certification: IP20 CE  
 Bathroom: Zone 3  
 EU/UK: 230 V  
 Lamps: max. 35 W, S14s, our suggestion: 1x linear opal LED, 2700 K, Mains (Phase) dimmable, EPREL ID 566198

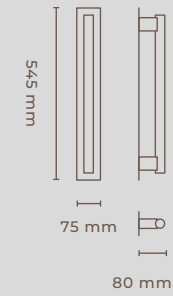
**ME A**  
Wall Plate 100

-  Brushed brass
-  Brushed nickel
-  Polished nickel
-  Aged brass
-  Patinated brass
-  Blackened brass



Type: Wall/ceiling light  
 Material: Solid brass  
 Environment: Indoors  
 Dimensions: 1045 x 75 x 80 mm - 41,14 x 2,95 x 3,14 "  
 Weight: 1.6 kg - 3,52 lb  
 Certification: IP20 CE  
 Bathroom: Zone 3  
 EU/UK: 230 V  
 Lamps: max. 120W, S14s, our suggestion: 1 x linear opal LED, 2700 K, Mains ( Phase) dimmable, EPREL-ID: 566195

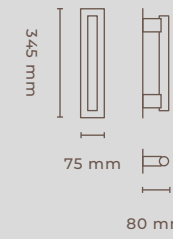
Type: Wall/ceiling light  
 Material: Solid brass  
 Environment: Indoors  
 Dimensions: 545 x 75 x 80 mm  
 Weight: 1.1 kg - 2,42 lb  
 Certification: IP20 CE  
 Bathroom: Zone 3  
 EU/UK: 230 V  
 Lamps: max. 60 W, S14s, our suggestion: 1x linear opal LED, 2700 K, Mains (Phase) dimmable, EPREL-ID: 566200






**ME A**  
Wall Plate 50

-  Brushed brass
-  Brushed nickel
-  Polished nickel
-  Aged brass
-  Patinated brass
-  Blackened brass

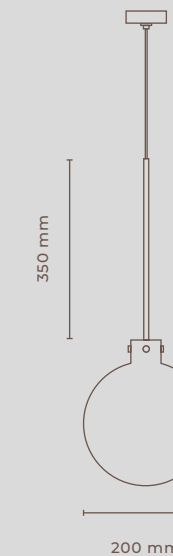
Type: Wall/ceiling light  
 Material: Solid brass  
 Environment: Indoors  
 Dimensions: 345 x 75 x 80 mm  
 Weight: 0.6 kg - 1,32 lb  
 Certification: IP20 CE  
 Bathroom: Zone 3  
 EU/UK: 230 V  
 Lamps: max. 35 W, S14s, our suggestion: 1x linear opal LED, 2700 K, Mains (Phase) dimmable, EPREL ID 566198







**ME A**  
Wall Plate 30

-  Brushed brass
-  Brushed nickel
-  Polished nickel
-  Aged brass
-  Patinated brass
-  Blackened brass

Type: Pendant  
 Material: Brass  
 Environment: Indoors  
 Dimensions: Glass Ø 200 mm - Ø 7,87 " \* customized  
 Stem Length: 2 Kg - 4,40 lb  
 Ceiling Rose: Ø 80 mm x 65 mm  
 Certification: IP20 CE  
 Lamping: Filament: E14 115mm Tube Light Bulb, clear, 25W, 2200 K, dimmable. OR Led: E14 115mm Tube Light Bulb, clear, 2.7 W (250lm), 2600K, dimmable








**OR A**  
Single Suspension

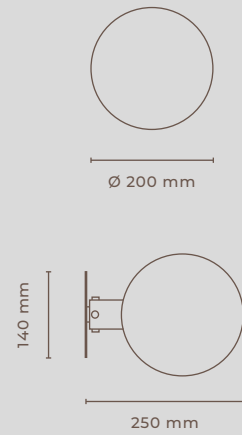
-  Brushed oiled & waxed brass
-  Brushed nickel
-  Aged brass
-  Blackened brass

\* Please note the glass is mouth blown. The crystal glass might have some natural imperfections which are a result of the glass manufacturing process.








**ORA**  
Wall 140

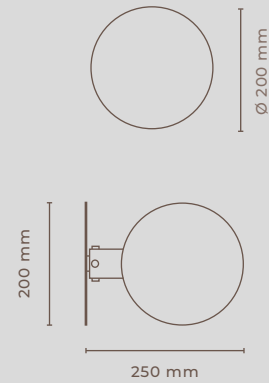
-  Brushed oiled & waxed brass
-  Brushed nickel
-  Aged brass
-  Patinated brass
-  Blackened brass



Type Ceiling / Wall light  
 Material Solid brass  
 Environment Indoors  
 Dimensions 140 x 140 x 250 mm  
 5,51 x 5,51 x 9,84 "  
 Glass Ø 200 mm - Ø 7,87 " \*  
 Weight 2 kg - 4,40 lb  
 Certification IP20 CE  
 Lamping Filament:  
 E14 115mm Tube Light Bulb,  
 clear, 25W, 2200 K, dimmable  
 OR Led: E14 115mm Tube  
 Light Bulb, clear, 2.7 W (250lm),  
 2600K, dimmable





**ORA**  
Wall 200

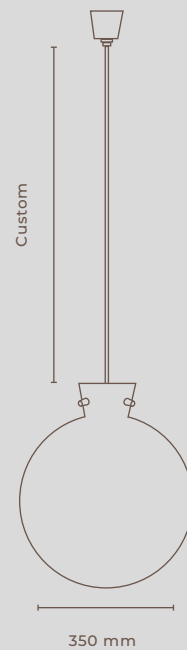
-  Brushed oiled & waxed brass
-  Brushed nickel
-  Aged brass
-  Patinated brass
-  Blackened brass



Type Ceiling / Wall light  
 Material Solid brass  
 Environment Indoors  
 Dimensions 200 x 200 x 250 mm  
 7,87 x 7,87 x 9,84 "  
 Glass Ø 200mm - Ø 7,87 " \*  
 Weight 2 kg - 4,40 lb  
 Certification IP20 CE  
 Lamping Filament:  
 E14 115mm Tube Light Bulb,  
 clear, 25W, 2200 K, dimmable  
 OR Led: E14 115mm Tube  
 Light Bulb, clear, 2.7 W (250lm),  
 2600K, dimmable

**ETU**  
Pendant  
Luminaire

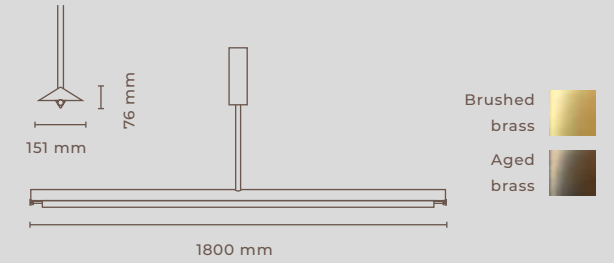
-  Brushed oiled & waxed brass
-  Brushed nickel
-  Patinated brass
-  Blackened brass



Type Pendant  
 Material Brass  
 Environment Indoors  
 Dimensions Glass Ø 350 mm - Ø 13.78 "  
 Stem Length 200/400/600 mm  
 7.87/15.75/23.62"  
 (can be customized)  
 Weight 6 Kg - 13.23 lb  
 Ceiling Rose Ø 80 mm x 65 mm - Ø 3.15 x 2.56"  
 Certification IP20 CE; ETL US/ CSA Canada  
 Lamping Filament: E27 225mm Tube Light  
 Bulb, clear, 40W, 2200 K, 230V  
 dimmable, OR LED: E27 185mm  
 Tube Light Bulb, clear, 6W, 2200K,  
 dimmable, 470lm, 230V, CRI 90  
 US: Filament: E26, 110V, 8.86 "  
 Tube Light Bulb, clear, 40W, 2200  
 K, dimmable  
 Crystal clear, Ocean blue,  
 Smokey grey \*

\* Please note the glass is mouth blown. The crystal glass might have some natural imperfections which are a result of the glass manufacturing process.

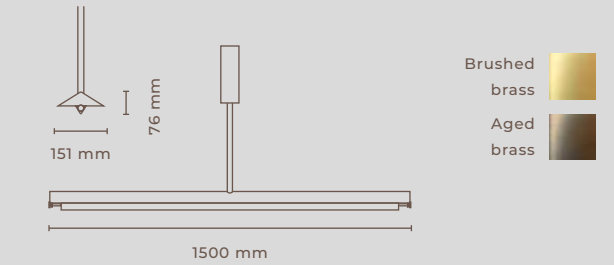
Type Pendant light  
 Material Solid brass  
 Environment Indoors  
 Dimensions 1800 x 151 x 76 mm  
 70,86 x 5,94 x 2,99 "  
 Weight 16 kg - 35,27 lb  
 Ceiling rose Ø 82mm x 200mm  
 Ø 3,22 x 7,78 "  
 IP20 CE  
 Lamping LED technology: 24V,  
 dualwhite 22W/m warmwhite  
 + coldwhite 14W, 2700K,  
 Tunable White,  
 dimmable, 1500lm





**AVA**  
Suspension  
180

-  Brushed brass
-  Aged brass

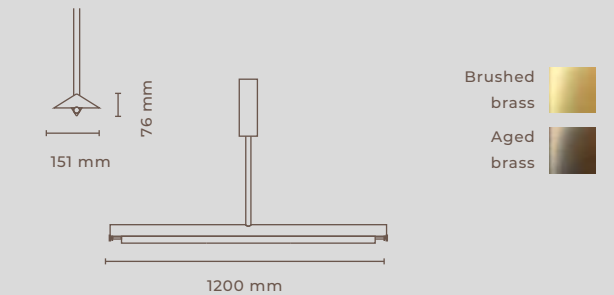
Type Pendant light  
 Material Solid brass  
 Environment Indoors  
 Dimensions 1500 x 151 x 76 mm  
 59,05 x 5,94 x 2,99 "  
 Weight 12 kg - 26,45 lb  
 Ceiling rose Ø 82 mm x 200 mm  
 Ø 3,22 x 7,78 "  
 IP20 CE  
 Lamping LED technology: 24V,  
 dualwhite 22W/m warmwhite  
 + coldwhite 14W, 2700K,  
 Tunable White,  
 dimmable, 1500lm




**AVA**  
Suspension  
150

-  Brushed brass
-  Aged brass

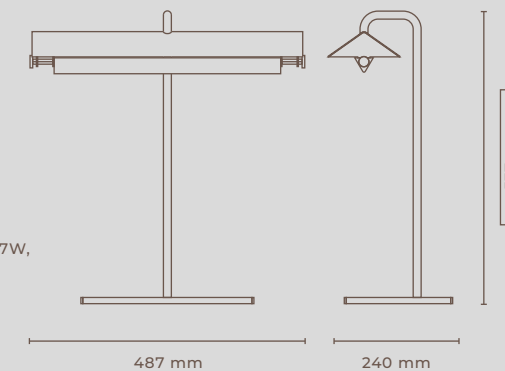
Type Pendant light  
 Material Solid brass  
 Environment Indoors  
 Dimensions 1200 x 151 x 76 mm  
 47,24 x 5,94 x 2,99 "  
 Weight 10 kg - 22,04 lb  
 Ceiling rose Ø 82mm x 200mm  
 Ø 3,22 x 7,78 "  
 IP20 CE  
 Lamping LED technology: 24V,  
 dualwhite 22W/m warmwhite + coldwhite  
 14W, 2700K,  
 Tunable White,  
 dimmable, 1500lm



**AVA**  
Suspension  
1200

-  Brushed brass
-  Aged brass

Type Table light  
 Material Solid brass  
 Environment Indoors  
 Dimensions 487 x 537 x 240 mm  
 19,17 x 21,14 x 9,44 "  
 Weight 8,1 kg - 18,51 lb  
 Certification IP20 CE  
 Lamping LED technology: 12V, 7W,  
 3000K,  
 dimmable, 1050lm  
 (pre diffuser)





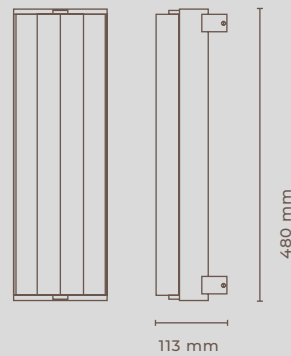
**AVA**  
Table

-  Brushed brass
-  Aged brass



**AVA**  
Wall






-  Brushed brass
-  Aged brass



Type  
Material  
Environment  
Dimensions  
Weight  
Certification  
Lamping

Wall light  
Solid brass  
Indoors  
487 x 151 x 113 mm  
19,17 x 5,944 x 4,44 "  
4,0 kg - 8,81 lb  
IP20 CE  
LED technology: 24V, 7W, 2700K, dimmable, 742lm

**SIM**  
Wall  
Small  
50





-  Brushed oiled & waxed brass
-  Brushed nickel
-  Aged brass
-  Patinated brass
-  Blackened brass



Type  
Material  
Environment  
Dimensions  
Weight  
Certification  
Lamping

Wall/ Ceiling light  
Solid brass  
Indoors  
504 x 35 x 24 mm  
19,84 x 1,37 x 0,94 "  
1,5 kg - 3,30 lb  
IP44 CE  
LED technology: 24V, 7W, 2700K, dimmable, 742lm

**SIM**  
Wall  
Large  
50


-  Brushed oiled & waxed brass
-  Brushed nickel
-  Aged brass
-  Patinated brass
-  Blackened brass




Type  
Material  
Environment  
Dimensions  
Weight  
Certification  
Lamping

Wall/ Ceiling light  
Solid brass  
Indoors  
540 x 80 x 24 mm  
21,25 x 3,14 x 0,94 "  
2 kg - 4,41 lb  
IP44 CE  
LED technology: 24V, 14W, 2700K, dimmable, 1500lm

**SIM**  
Wall  
Small  
100

-  Brushed oiled & waxed brass
-  Brushed nickel
-  Aged brass
-  Patinated brass
-  Blackened brass

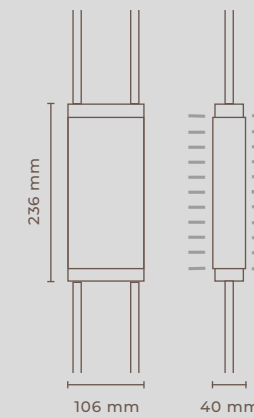


Type  
Material  
Environment  
Dimensions  
Weight  
Certification  
Lamping

Wall/ Ceiling light  
Solid brass  
Indoors  
1000 x 35 x 24 mm  
39,37 x 1,37 x 0,94 "  
2 kg - 4,41 lb  
IP44 CE  
LED technology: 24V, 14W, 2700K, dimmable, 1484lm

Type  
Material  
Environment  
Dimensions  
Weight  
Certification  
Lamping

Room installation  
Solid brass, acrylic  
Indoors  
106 x 40 x 236 mm  
4,17 x 1,57 x 9,29 "  
1,7 kg - 3,74 lb  
IP40 CE  
LED technology, 24 V\*, Warm White 3000 K, 652 lumens, dimmable  
Lifetime 70 000 h.



-  Brushed brass
-  Brushed nickel
-  Aged brass
-  Patinated brass
-  Blackened brass

**SIS**

Dimming  
LED Driver

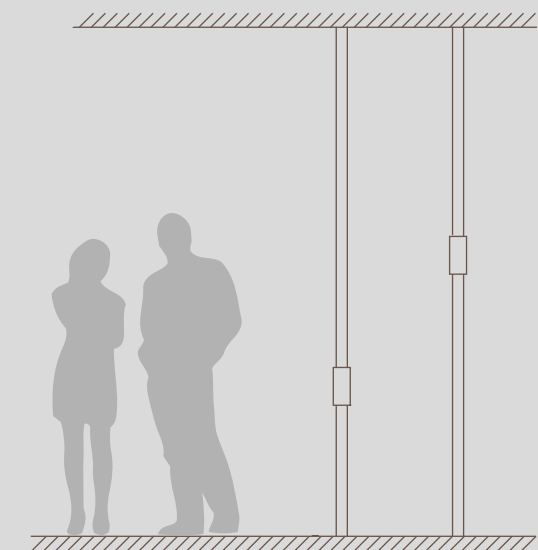
DALI  
Tridonic LCA 60W 24V one4all SC PRE

LED Watt

11,2 W (2x 5,6 W)

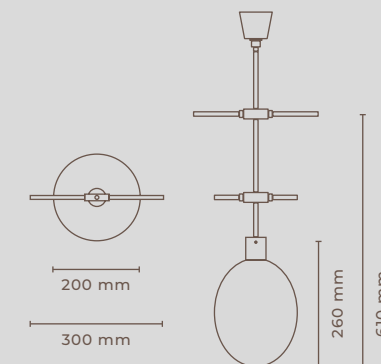
Surface finish

customized aged brass (mat)



Type  
Material  
Environment  
Dimensions

Suspension light  
Solid brass/crystal glass/  
papier-mâché  
Indoors  
300 x 200 x 610 mm  
118x 78.7 x 240"  
Glass Ø 200 x 260 mm  
78.7 x 102.3"  
150 mm - 59"  
(can be customized)



-  Brushed oiled & waxed brass
-  Brushed nickel
-  Aged brass
-  Patinated brass

**GLOW 1**  
Pendant

Stem Length

150 mm - 59"  
(can be customized)

Weight

3 kg - 6.61 lb

Certification

IP20 CE

EU/UK - US

230 V - 110 V

Ceiling Rose / US

Ø 80 x 65 mm / Ø 59 x 17.7"

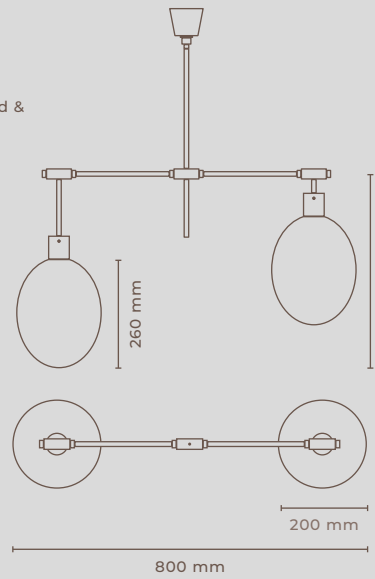
Lamping

1x LED Tube:  
E14 115mm Tube Light Bulb,  
clear, 2.7 W (250lm), 2600K,  
dimmable



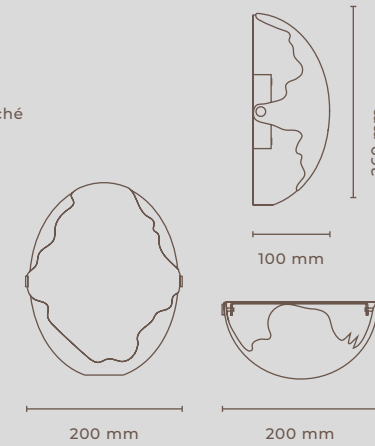
**GLOW 2**  
Chandelier

-  Brushed oiled & waxed brass
-  Brushed nickel
-  Aged brass
-  Patinated brass



Type: Suspension light  
 Material: Solid brass/crystal glass/papier-mâché  
 Environment: Indoors  
 Dimensions: 800 x 200 x 460 mm - 31,5 x 7,87 x 181,1 "  
 Glass Ø 200 x 260 mm - 7,87 x 102,3 "  
 Stem Length: 300 mm - 118 " (can be customized)  
 Weight: 4 kg - 8.81 lb  
 Certification: IP20 CE  
 EU/UK - US: 230 V - 110 V  
 Ceiling Rose / US: Ø 200 x 60 mm / Ø 59 x 17,7 "  
 Lamping: 2x LED Tube:  
 E14 115mm Tube Light Bulb, clear,  
 2,7 W (250lm), 2600K, dimmable





Type: Wall light  
 Material: white laquered wall bracket/  
 crystal glass/white papier-mâché  
 Environment: Indoors  
 Dimensions: 260 x 200 x 100 mm  
 10,23 x ;  
 Glass Ø 200 x 260 mm  
 Weight: 1,5 kg - 3,30 lb  
 Certification: IP20 CE  
 EU/UK: 230 V  
 Lamping: 1x LED Bulb:  
 G9 Light Bulb, clear,  
 2,6 W (320lm), 2700K

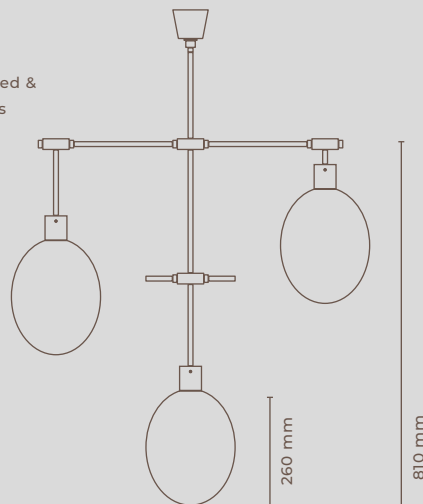


-  Brushed oiled & waxed brass
-  Brushed nickel
-  Aged brass
-  Patinated brass

**GLOW**  
Wall

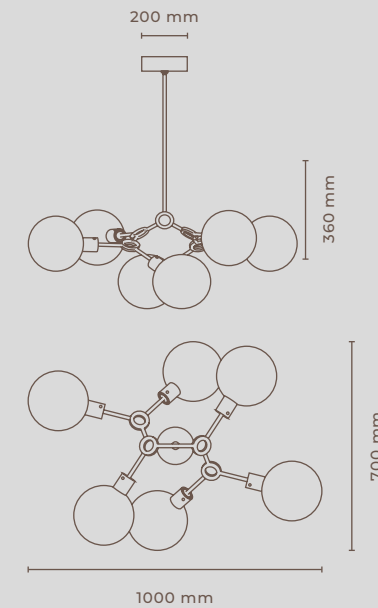
**GLOW 3**  
Chandelier

-  Brushed oiled & waxed brass
-  Brushed nickel
-  Aged brass
-  Patinated brass



Type: Suspension light  
 Material: Solid brass/crystal glass/papier-mâché  
 Environment: Indoors  
 Dimensions: 800 x 200 x 810 mm - 31,5 x 7,87 x 31,9 "  
 Glass Ø 200 x 260 mm - 7,87 x 10,23 "  
 Stem Length: 300 mm - 118 " (can be customized)  
 Weight: 6 kg - 13.2 lb  
 Certification: IP20 CE  
 EU/UK - US: 230 V / 110 V  
 Ceiling Rose / US: Ø 200 x 60 mm / Ø 7,8 x 2,3"  
 Lamping: 3x LED Tube:  
 E14 115mm Tube Light Bulb,clear,  
 2,7 W (250lm), 2600K, dimmable

Type: Suspension light  
 Material: Solid brass  
 Environment: Indoors  
 Dimensions: 1000 x 700 x 360 mm  
 39,37 x 27,56 x 14,17 "  
 Glass Ø 200 mm - 7,87 "  
 Stem Length: 750 mm - 29,52 "  
 (can be customized)  
 Weight: 12 kg - 26,45 lb  
 Certification: IP20 CE  
 Ceiling Rose: Ø 200 mm x 60 mm  
 Ø 7,87 x 2,36 "  
 Lamping: Filament: E14 115mm Tube  
 Light Bulb, clear, 6 x 25W,  
 2200 K, dimmable.  
 OR Led: E14 115mm Tube  
 Light Bulb, clear , 6 x 2,7W  
 (250lm), 2600K, dimmable

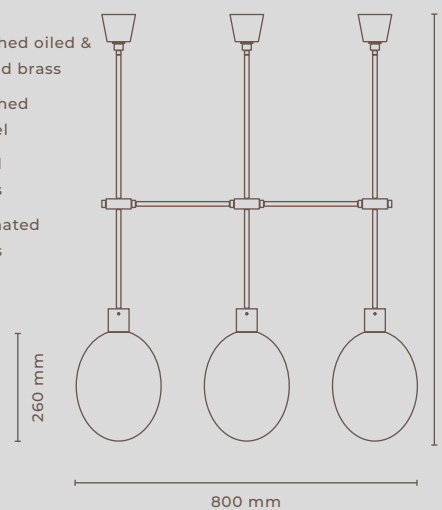


-  Brushed oiled & waxed brass
-  Brushed nickel
-  Aged brass
-  Patinated brass
-  Blackened brass

**ORA**  
Compact

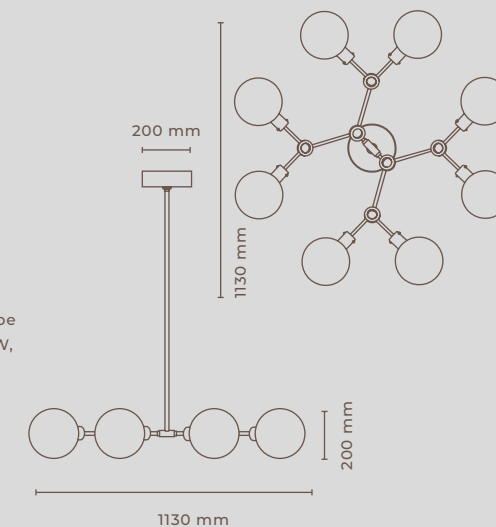
**GLOW 3**  
IN LINE  
Chandelier



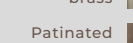


-  Brushed oiled & waxed brass
-  Brushed nickel
-  Aged brass
-  Patinated brass



Type: Suspension light  
 Material: Solid brass/crystal glass/papier-mâché  
 Environment: Indoors  
 Dimensions: 800 x 200 x 1000 mm - 31,5 x 7,87 x 39,37 "  
 Glass Ø 200 x 260 mm - Ø 7,87 x 10,23 "  
 Stem Length: 300 mm - 11,81 " (can be customized)  
 Weight: 10 kg - 22,04 lb  
 Certification: IP20 CE  
 EU/UK: 230 V  
 Ceiling Rose: 3x Ø 80 x 65 mm - 3x Ø 3,1 x 2,5 "  
 Lamping: 3x LED Tube:  
 E14 115mm Tube Light Bulb, clear,  
 2,7 W (250lm), 2600K, dimmable

Type: Suspension light  
 Material: Solid brass  
 Environment: Indoors  
 Dimensions: 1130 x 1130 x 200mm  
 44,49 x 44,49 x 7,87 "  
 Glass Ø 200 mm - 7,87 "  
 Stem Length: 750 mm - 29,52 "  
 (can be customized)  
 Weight: 12 kg - 26,45 lb  
 Certification: IP20 CE  
 Ceiling Rose: Ø 200 mm x 60 mm  
 Ø 7,87 x 2,36 "  
 Lamping: Filament: E14 115mm Tube  
 Light Bulb, clear, 8 x 25W,  
 2200 K, dimmable.  
 OR  
 Led: E14 115mm Tube  
 Light Bulb, clear ,  
 8 x 2,7W (250lm),  
 2600K, dimmable







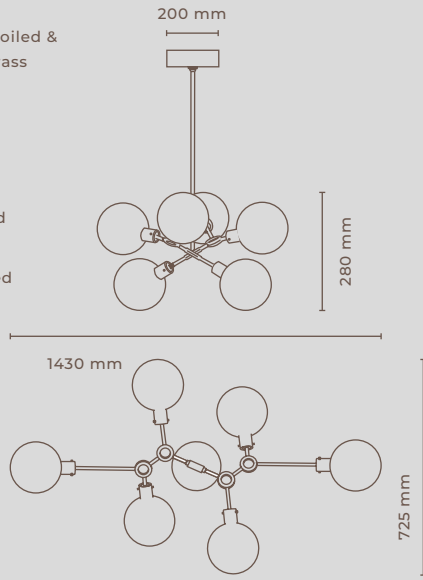
-  Brushed oiled brass
-  Brushed nickel
-  Aged brass
-  Patinated brass
-  Blackened brass

**ORA**  
Round







**ORA 6**  
Chandelier

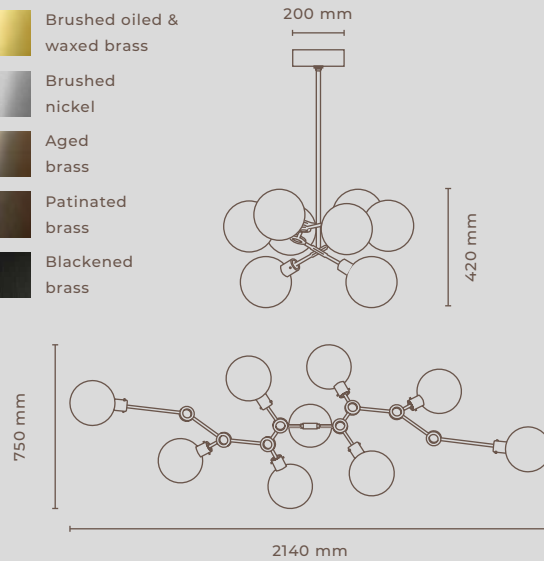
-  Brushed oiled & waxed brass
-  Brushed nickel
-  Aged brass
-  Patinated brass
-  Blackened brass



Type: Suspension light  
 Material: Solid brass  
 Environment: Indoors  
 Dimensions: 1430 x 725 x 480mm  
 56,23 x 28, 54 x 18, 90 " ;  
 Glass Ø 200 mm - 7,87 " ;  
 Stem Length: 750 mm - 29,52 " ;  
 (can be customized)  
 Weight: 12 kg - 26,45 lb  
 Certification: IP20 CE  
 Ceiling Rose: Ø 200 mm x 60 mm  
 Ø 7,87 x 2,36 " ;  
 Lamping: Filament: E14 115mm Tube  
 Light Bulb, clear, 6 x 25W,  
 2200 K, dimmable.  
 OR Led: E14 115mm Tube  
 Light Bulb, clear , 6 x 2,7W  
 (250lm), 2600K, dimmable


**ORA 8**  
Chandelier

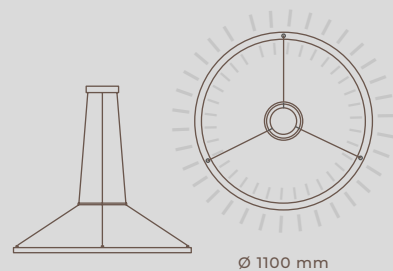
-  Brushed oiled & waxed brass
-  Brushed nickel
-  Aged brass
-  Patinated brass
-  Blackened brass



Type: Suspension light  
 Material: Solid brass  
 Environment: Indoors  
 Dimensions: 2140 x 750 x 420mm  
 84, 25 x 29,52 x 16,53 " ;  
 Glass Ø 200 mm - 7,87 " ;  
 Stem Length: 750 mm - 29,52 " ;  
 (can be customized)  
 Weight: 12 kg - 26,45 lb  
 Certification: IP20 CE  
 Ceiling Rose: Ø 200 mm x 60 mm  
 Ø 7,87 x 2,36 " ;  
 Lamping: Filament: E14 115mm Tube  
 Light Bulb, clear, 8 x 25W,  
 2200 K, dimmable.  
 OR Led: E14 115mm Tube  
 Light Bulb, clear , 8 x 2,7W  
 (250lm), 2600K, dimmable

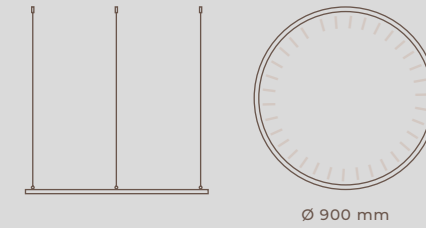
**RIO**  
In and Out  
Suspension


-  Brushed brass



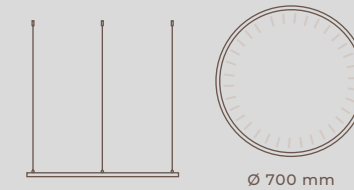
Type: Suspension light  
 Material: Solid brass, acrylic  
 Environment: Indoors  
 Cable/Wire Length: 2000 mm (brass wire)  
 Dimensions: Ø 1100 x 50 x 34 mm  
 Ø 43,70 x 1,95 1,33 " ;  
 Weight: 10.5 kg - 23,14 lb  
 Ceiling rose: Ø 250mm  
 Certification: IP20 CE  
 Lamping: LED technology, 24 V\*, Warm White  
 2700 K, 5540 source lumens,  
 Energy Class A; Lifetime 60 000 h.  
 LED Watt: 63 W


Type: Suspension light  
 Material: Solid brass, acrylic  
 Environment: Indoors  
 Cable/Wire Length: 3000 mm (brass wire)  
 Dimensions: Ø 900 x 27 x 25 mm  
 Ø 35,43 x 1,06 x 0,98 " ;  
 Weight: 5 kg - 11,02 lb  
 Certification: IP20 CE  
 Lamping: LED technology, 24 V\*,  
 Warm White 2700 K,  
 4070 source lumens,  
 Energy Class A;  
 Lifetime 60 000 h.  
 LED Watt: 42 W



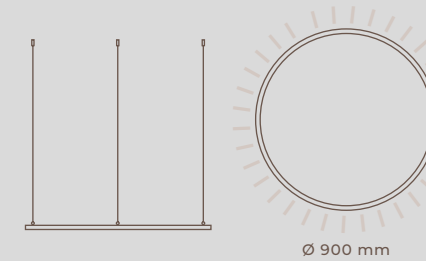
Brushed brass  **RIO**  
In Suspension  
100

Type: Suspension light  
 Material: Solid brass, acrylic  
 Environment: Indoors  
 Cable/Wire Length: 3000 mm - 118,1 " (brass wire)  
 Dimensions: Ø 700 x 27 x 25 mm  
 Ø 27,56 x 1,06 x 0,98 " ;  
 Weight: 4 kg - 8,81 lb  
 Certification: IP20 CE  
 Lamping: LED technology, 24 V\*,  
 Warm White 2700 K,  
 3166 source lumens,  
 Energy Class A;  
 Lifetime 60 000 h.  
 LED Watt: 32 W



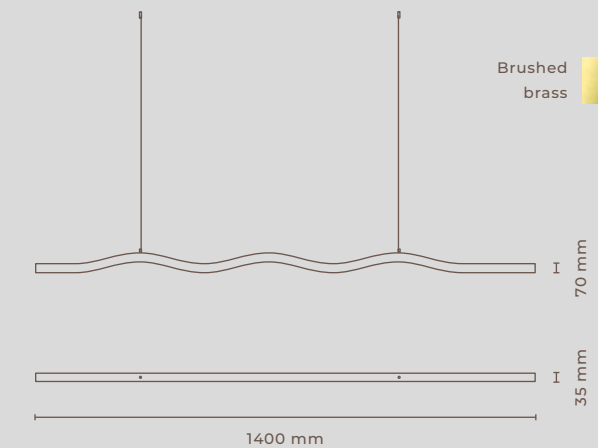
Brushed brass  **RIO**  
In Suspension  
70

Type: Suspension light  
 Material: Solid brass, acrylic  
 Environment: Indoors  
 Cable/Wire Length: 3000 mm - 118,1 " (brass wire)  
 Dimensions: Ø 900 x 27 x 25 mm  
 Ø 35,43 x 1,06 x 0,98 " ;  
 Weight: 5 kg - 11,02 lb  
 Certification: IP20 CE  
 Lamping: LED technology, 24 V\*,  
 Warm White 2700 K,  
 4070 source lumens,  
 Energy Class A;  
 Lifetime 60 000 h.  
 LED Watt: 42 W



Brushed brass  **RIO**  
Out Suspension

Type: Suspension  
 Material: Brass | Acrylic  
 Environment: Indoors  
 Dimensions: 1400 x 35 x 70 mm  
 55,12 x 1,37 x 2,75 " ;  
 Cable | Suspension: 2000 mm - 78,74 lb  
 Weight: 2 kg - 4,41 lb  
 Ceiling Rose: on request  
 Ceiling solutions: ceiling solutions on  
 request available  
 Certification: IP 20 CE  
 Lamping: LED, 24V, Warm White  
 3000K, Direct 1820 lm,  
 Indirect (after acrylic  
 diffusor) 1185lm  
 LED Watt: 40 W

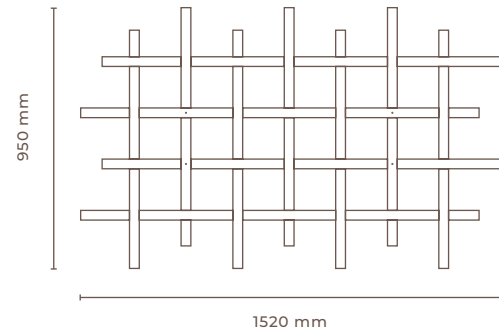
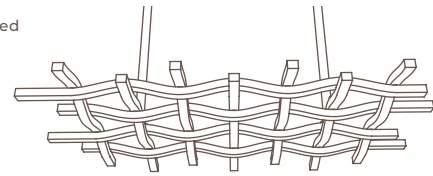


Brushed brass  **FLEECE**  
**LINE**  
Suspension



**GOLDEN FLEECE**  
Chandelier

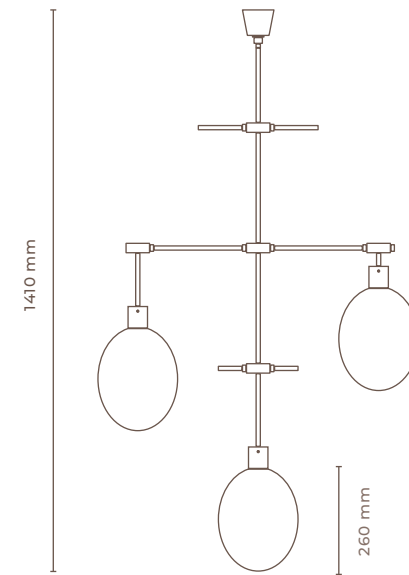
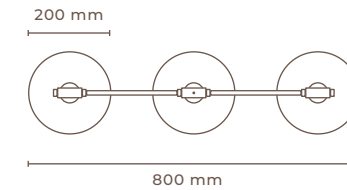
Brushed brass



Type: Suspension  
Material: Brass | Acrylic  
Environment: Indoors  
Dimensions: 1520 x 950 x 70 mm  
59,84 x 37,40 x 2,75 "  
Cable | Suspension: 2000 mm - 78,74 "  
Weight: 15 kg - 33,07 lb  
Ceiling Rose: on request  
Certification: IP 20 CE  
Lamping: LED, 24V, Warm White 3000K (or as requested), Direct 6970 lm, Indirect (after acrylic diffusor) 4460 lm

LED Watt: 123,4W (74,4W downlight, 49W uplight)

Type: Suspension light  
Material: Solid brass/crystal glass/papier-mâché  
Environment: Indoors  
Dimensions: 800 x 200 x 1410 mm - 31,56 x 7,87 x 55,51 "; Glass Ø 200 x 260 mm Ø 7,87 x 10,23 "  
Stem Length: 300 mm - 11,81 " (can be customized)  
Weight: 6 kg - 13,22 lb  
Certification: IP20 CE  
Ceiling Rose: Ø 200 mm x 60 mm Ø 7,87 x 2,36 "  
Lamping: 3x LED Tube: E14 115mm Tube Light Bulb, clear, 2.7 W (250lm), 2600K, dimmable

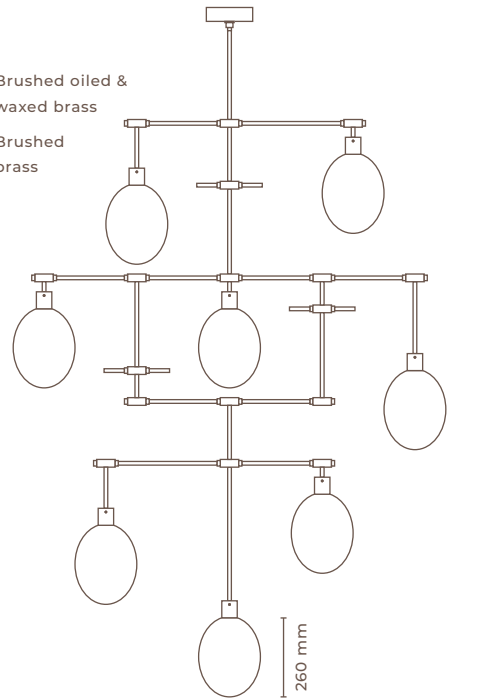


Brushed oiled & waxed brass  
Aged brass

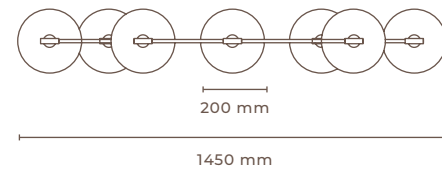
**LUNAR GLOW**  
Chandelier

**INNER GLOW**  
Chandelier

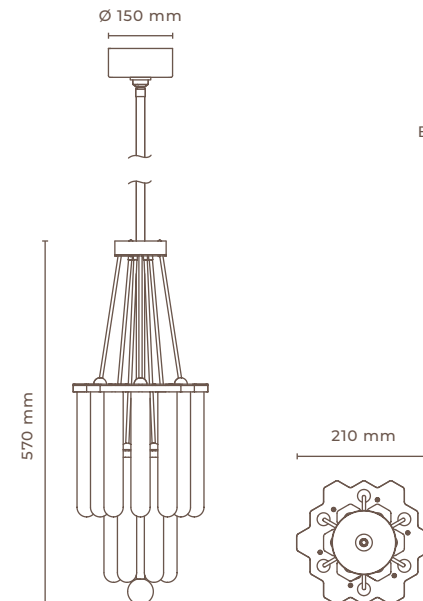
Brushed oiled & waxed brass  
Brushed brass



Type: Suspension light  
Material: Solid brass/crystal glass/papier-mâché  
Environment: Indoors  
Dimensions: 800 x 200 x 1410 mm  
31,5 x 7,87 x 55,51 " ; Glass Ø 200 x 260 mm Ø 7,87 x 10,23 "  
Stem Length: 300 mm - 11,81 " (can be customized)  
Weight: 6 kg - 13,22 lb  
Certification: IP20 CE  
Ceiling Rose: Ø 200 mm x 60 mm Ø 7,87 x 2,36 "  
Lamping: 8x LED Tube: E14 115mm Tube Light Bulb, clear, 2.7 W (250lm), 2600K, dimmable



Type: Pendant light  
Material: Brass & Glass  
Environment: Indoors  
Dimensions: 570 x 210 mm / Ø 3.15 x 9.05" (can be customized)  
Stem length: 6,0 Kg / 13.22 lb  
Weight: 6,0 Kg / 13.22 lb  
Ceiling Rose: Ø 150 x 45 mm / Ø 5.90 x 1.77"  
Certification: IP20 CE  
Lamping: 13.2W, 1080lm  
LED: 12x G4, Ø10mm, 30mm, 12V, 3000K, 1,1W, 90lm, Ra>80, dimmable



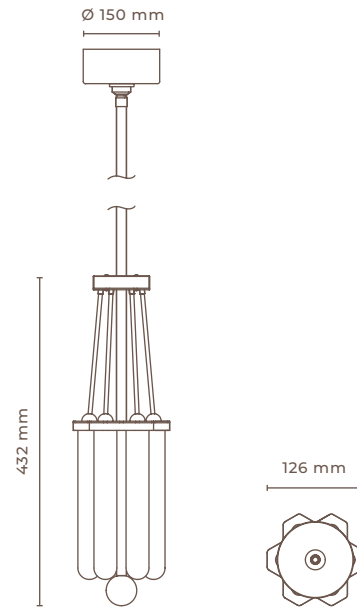
Brushed oiled & waxed brass  
Brushed brass  
Aged brass  
Patinated brass

**NEKTAR**  
12



**NEKTAR**  
6

-  Brushed oiled & waxed brass
-  Brushed brass
-  Aged brass
-  Patinated brass

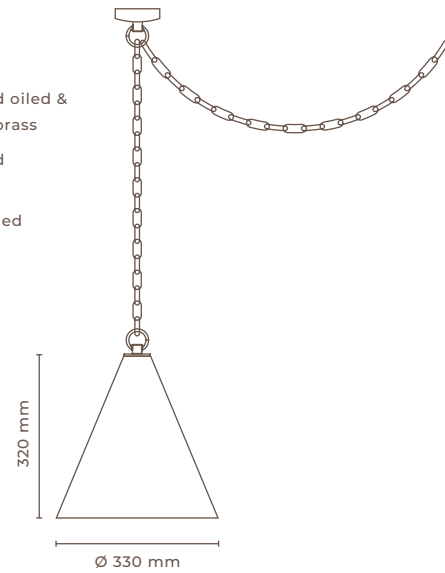


- Type
- Material
- Environment
- Dimensions
- Stem length
- Weight
- Ceiling Rose
- Certification
- Lamping

Pendant light  
Brass & Glass  
Indoors  
432 x 126 mm / 17.00 x 4.96"  
(can be customized)  
3,3 Kg / 7.28 lb  
Ø 150 x 45 mm / Ø 5.90 x 1.77"  
IP20 CE  
6,6W, 540W  
LED: 6x G4, Ø10mm, 30mm,  
12V, 3000K, 1,1W, 90lm, Ra>80,  
dimnable

**REIN  
CARNATION**  
Cone

-  Brushed oiled & waxed brass
-  Brushed nickel
-  Blackened brass

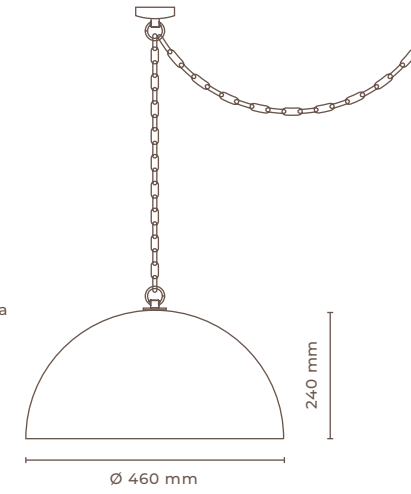


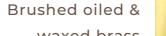


- Type
- Material
- Environment
- Dimensions
- Chain Length
- Weight
- Ceiling Rose
- Certification
- Lamping

Suspension  
Ceramic & Brass  
Indoors  
Ø 330 x 320 mm / Ø 13 x 12.6"  
(can be customized)  
3,5 Kg / 7.71 lb  
Ø 80 x 25 mm / Ø 3.15 x 0.98"  
IP20 CE  
230 V / 110 V  
LED: E27 TALA SPHERE Ø125mm  
175mm, matte white, 6W, 2700K, dimma-  
ble, 540lm, 230V, CRI 95Ra

- Type
- Material
- Environment
- Dimensions
- Chain Length
- Weight
- Ceiling Rose
- Certification
- Lamping

Suspension  
Ceramic & Brass  
Indoors  
Ø 460 x 240 mm / Ø 18.11 x 9.45"  
(can be customized)  
5,8 Kg / 12.78 lb  
Ø 80 x 25 mm / Ø 3.15 x 0.98"  
IP20 CE  
230 V / 110 V  
LED: E27 TALA SPHERE Ø125mm  
175mm, matte white, 6W, 2700K,  
dimnable, 540lm, 230V, CRI 95Ra

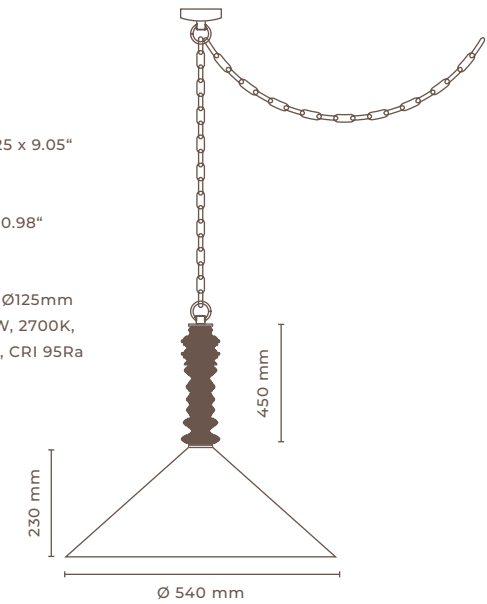


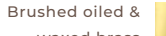


-  Brushed oiled & waxed brass
-  Aged brass
-  Blackened brass

**REIN  
CARNATION**  
Hemisphere

- Type
- Material
- Environment
- Dimensions
- Chain Length
- Weight
- Ceiling Rose
- Certification
- Lamping

Suspension  
Ceramic & Brass  
Indoors  
Ø 540 x 230 mm / Ø 21.25 x 9.05"  
(can be customized)  
8,5 Kg / 18.73 lb  
Ø 80 x 25 mm / Ø 3.15 x 0.98"  
IP20 CE  
230 V / 110 V  
LED: E27 TALA SPHERE Ø125mm  
175mm, matte white, 6W, 2700K,  
dimnable, 540lm, 230V, CRI 95Ra



-  Brushed oiled & waxed brass
-  Aged brass
-  Blackened brass

**REIN  
CARNATION**  
Funnel



## LONDON SHOWROOM

KAIA Ltd.  
21 Boston place  
London NW1 6ER  
United Kingdom  
[sales@kaialighting.com](mailto:sales@kaialighting.com)  
+44 203 695 1992

## MUNICH ATELIER

KAIA Ltd.  
Zweigniederlassung Germany  
Kreisstrasse 37  
85410 Haag an der Amper  
Germany  
[sales@kaialighting.com](mailto:sales@kaialighting.com)  
+49 81 67 989 33 22

# KAIA

[kaialighting.com](http://kaialighting.com)

