

Your sales contact



Sina Kortmann



+49 7181 606986 7
@ sina.kortmann@tschorn-gmbh.de



Jenny Peter



+49 7181 606986 7
@ jenny.peter@tschorn-gmbh.de



Repair service



Crashed?

All our devices can be repaired.

Our worldwide resellers support you for any repair or service question.



3D Testers

Slim. robust. waterproof. With Tschorn 3D Testers you quickly and easily determine workpiece zero points and length measurements or adjust your workpiece or vice parallel to your machine axis.

3D stands for three-dimensional probing in all axial directions (X/Y/Z) - and all of this is possible with the same indicator resolution.

V2 stands for the newest generation of our 3D Testers.

A seal protects the 3D Tester from oil and coolant (IP67).

3D Tester



The universal device, the bestseller

Identical to SLIMplus WHITE but easier to read because of the black dial face

Especially on big machines easier to read but nevertheless slim built



How to work with the 3D Tester:

Clamp the 3D Tester into your tool holder.

Adjust the run-out as explained in the manual.

Approach your workpiece with the 3D Tester.

As soon as the indicators show „0“, the spindle axis precisely stands on the workpiece edge.



Crashed? Contact your reseller for service!

Delivery contains:

3D Tester with serial number, incl. probe tip ceramic Ø3, adjusting key, with factory certificate

Article No.	Description	Shank	Length	Tester
001V2D012*	3D Tester SLIMplus V2 WHITE	Ø12	approx. 132,5 mm	Ø3
001V2DB12*	3D Tester SLIMplus V2 BLACK	Ø12	approx. 132,5 mm	Ø3
001V2DA40	3D Tester SLIMplus V2 WHITE with shank DIN69871 A40	DIN69871 A40	approx. 132,5 mm	Ø3
001V2V012	3D Tester VIplus V2	Ø12	approx. 150,0 mm	Ø3

*also available with shank Ø8 and Ø10 as special construction.

You can find spare parts on page 24.

3D Tester

3D Tester

The special probe tip Ø56:

Depth extreme!



Advantages:

- probing extremely depth
- also parallel running



Because its diameter is bigger than the body of the 3D Tester this probe tip allows probing in almost endless depth and opens up new possibilities. When using slim tool holders to clamp the 3D Tester (diameter smaller than 50 mm), you can extend the depth of probing as deep as you want. Find your workpiece position and check parallelism in almost endless depth.


Article No.	Description	Length	Tester
00163D056	Probe tip Ø56 for 3D Tester SLIMplus	62	Ø56



3D Tester

SAVEplus

The 3D Tester SAVEplus is also characterized by its slim design - however, it is the cost-effective variant among our 3D Tester models.



Delivery contains:

3D Tester incl. probe tip ceramic Ø3

Article No.	Description	Shank	Length	Tester
00163B012	3D Tester SAVEplus	Ø12	approx. 134 mm	Ø3



Crashed? Contact your reseller for service!



Spare parts

The spare parts can be used for our 3D Tester models.



Easy screwing in and unscrewing of the probe tip thanks to the practical borehole.

Two hexagon keys size 2 are supplied with each 3D Tester SLIMplus, VIplus and DREHplus.

Article No.	Description	Length	Tester
00163C003	Probe tip ceramic	approx. 27 mm	Ø3
00163C006	Probe tip long ceramic*	approx. 62 mm	Ø6
00163D099	Seal for 3D Tester	-	-



*deliverable from July 2021 onwards. As long as not on stock, we will deliver steel, art.no. 00163D006.

Important Note:

When changing the probe tip, make sure not to damage the seal (see picture 1.), and check the run-out each time after changing the probe tip (see picture 2.). You will find a detailed description in the operating instructions.



Videos for training



3D Tester: Scope of delivery



3D Tester: Run-out



3D Tester: Probing



Repair service



Crashed?

All our 3D-Testers can be repaired.

Our worldwide resellers support you for any repair or service question.



The plus for your lathe!


Tool measurement in all axes also in the rotating center (Y)

Innovative probing technology


The conical probing corpus allows you to measure any possible cutting insert with various radii and / or angles at any point of the probing corpus. You probe until both indicators show „0“. In this position, the outline of the conical probing corpus is exactly on the symmetry axis.

No other measuring equipment gives you the possibility to measure the rotating centre so simply, precisely and directly in your lathe.

Y=0 corresponds to the rotating centre. As a result, you ensure the best possible processing, achieve long lifetime and preserve best surfaces.

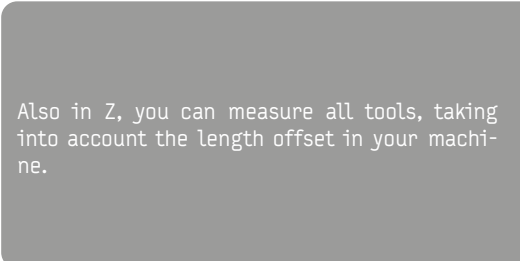


Y axis
Here you see Y=0



X axis
Here you see X=0


Without any further calculation, you measure your tools to the centre of the spindle, respectively X=0.



Z axis

Also in Z, you can measure all tools, taking into account the length offset in your machine.


Measure your tools in all axes - especially in Y



No other measuring equipment gives you the possibility to measure your tool to the rotating centre simply, precisely and directly in your lathe. This is made possible by our unique probing technology which we have developed specifically for the use in your lathe.

On a ball, it is impossible to precisely measure sharp turning tools. This is why the 3D Tester DREHplus has a patented conical probing corpus. With this, you directly probe the centre of the spindle, both in X axis and in Y axis.

No need for further calculations, since X = 0 and Y = 0.

 Crashed? Contact your reseller for repair service!



Delivery contains:

3D Tester incl. probe tip DREHplus, adjusting key, with factory certificate

Article No.	Description	Shank	Length	Tester
001V2T020	3D Tester V2 DREHplus V2	Ø20	approx. 138 mm	Ø3,6/Ø3,2
00163T036	Probe tip DREHplus	-	approx. 34 mm	Ø3,6/Ø3,2