



PIP & HENRY

Easter Holidays
ECO ACTIVITY PACK



Glue

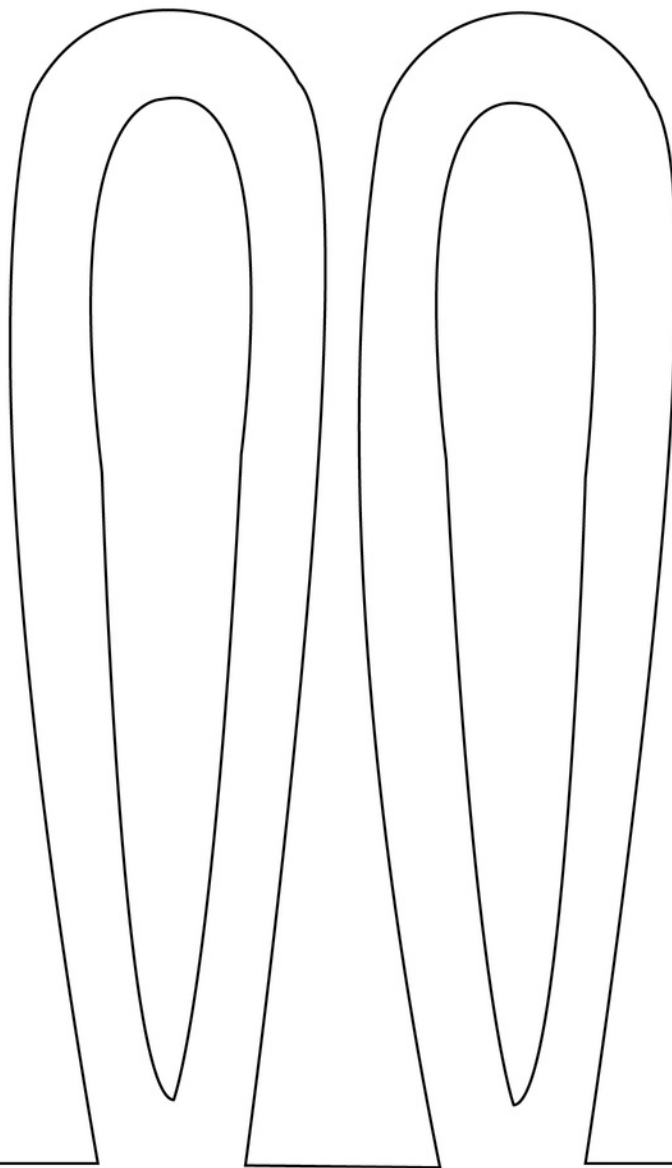
PIP & HENRY

ACTIVITY 1

Glue

EASTER BUNNY EARS

1. Colour in and cut out your bunny ears.
2. Glue the headband to the ears.
3. Put the ears on your head & hop around.



Glue

Glue

Glue


Glue

PIP & HENRY

ACTIVITY 2

DECORATE YOUR OWN EASTER EGG

Colour in the Easter egg below:.



PIP & HENRY

ACTIVITY 3

THE EASTER WORD SEARCH

Complete the Easter word search below:.

V	N	E	A	S	T	E	R	B	A	S	K	E	T
G	E	E	R	I	G	W	R	H	S	M	R	L	O
H	W	D	O	P	C	H	O	C	O	L	A	T	E
R	L	U	P	T	I	U	E	R	N	L	L	T	G
F	I	C	L	E	A	N	U	P	G	D	S	T	G
L	F	E	R	T	S	T	O	E	E	O	I	E	S
L	E	A	S	T	E	R	U	S	E	H	A	R	S
G	H	O	L	I	D	A	Y	L	U	R	S	D	E
T	U	R	E	C	Y	C	L	E	S	R	A	C	P
F	E	A	S	T	E	R	B	U	N	N	Y	N	T

**TICK OFF THE
BOX ONCE YOU
HAVE FOUND
THE WORD**

EASTER
 EGGS
 HOLIDAY
 CHOCOLATE

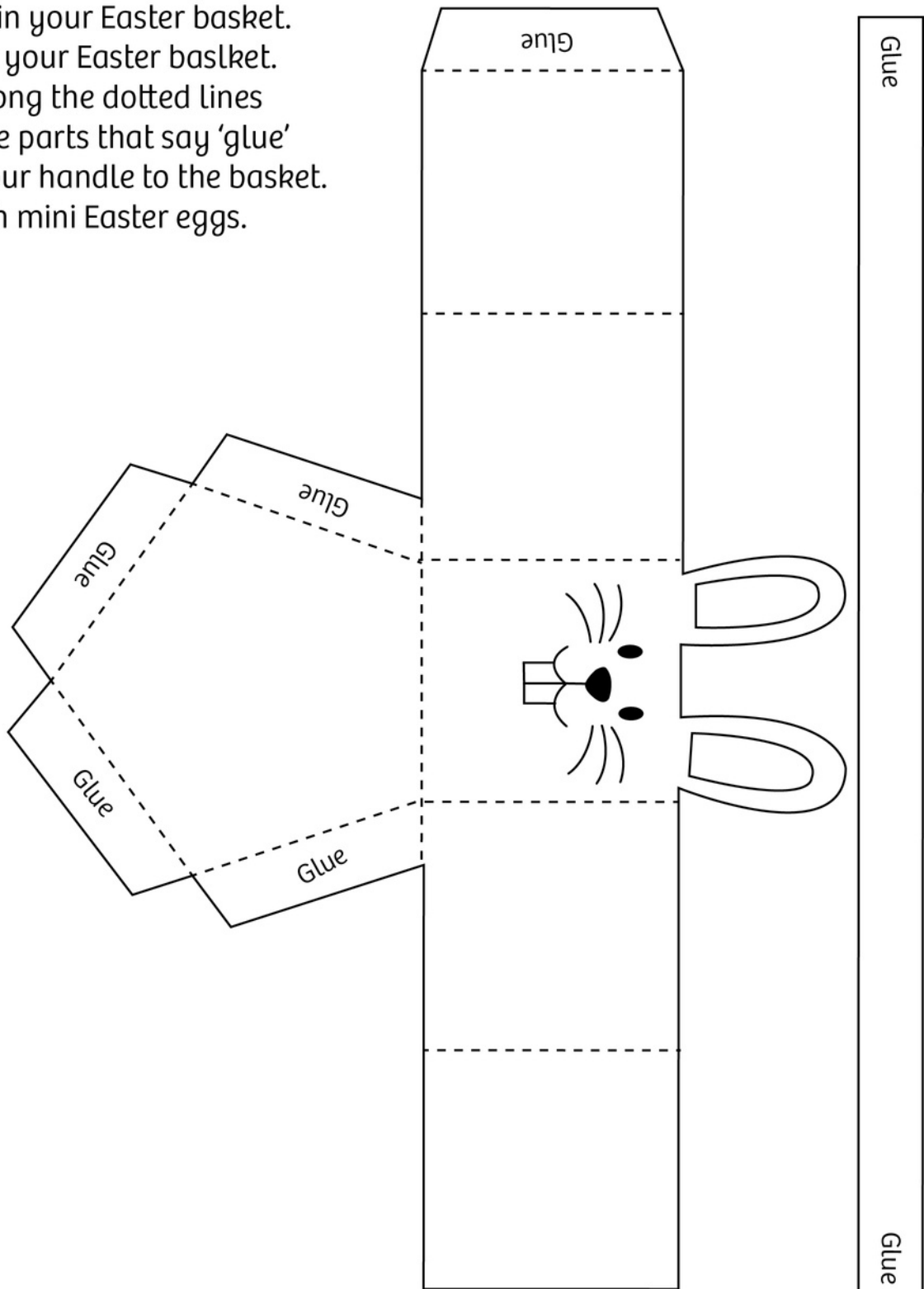
NEW LIFE
 EASTER BUNNY
 HUNT
 EASTER BASKET

PIP & HENRY

ACTIVITY 4

MAKE YOUR OWN EASTER BASKET

1. Colour in your Easter basket.
2. Cut out your Easter basket.
3. Fold along the dotted lines
4. Glue the parts that say 'glue'
5. Glue your handle to the basket.
6. Fill with mini Easter eggs.



PIP & HENRY

ACTIVITY 5 EASIER EGG HUNT

Help Pip & Henry find 22 hidden Easter eggs.

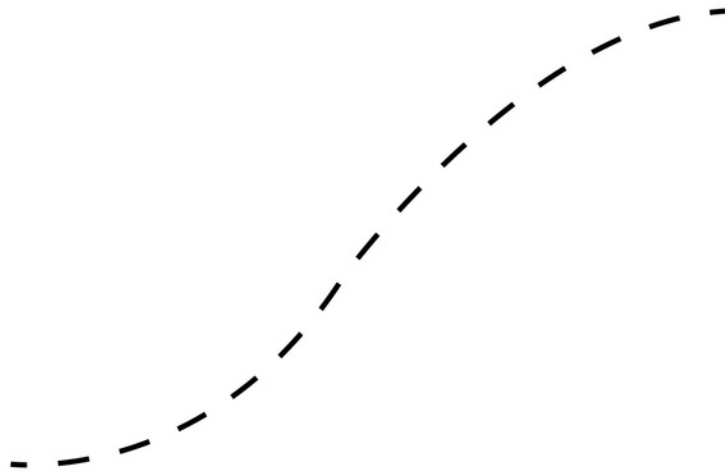




PIP & HENRY

ACTIVITY 6

MATCH THE PICTURES

Draw a line matching the pictures below:


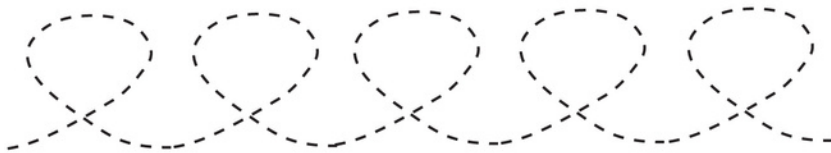

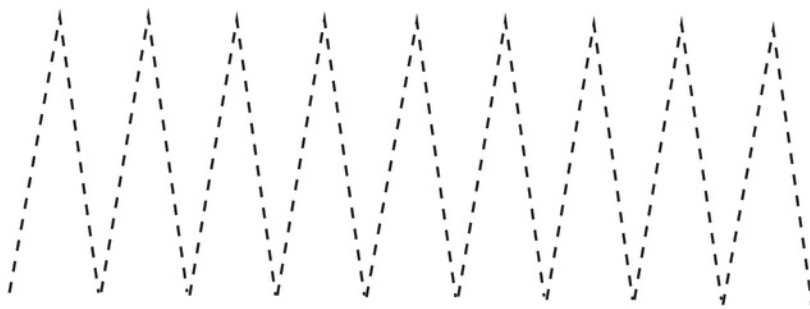
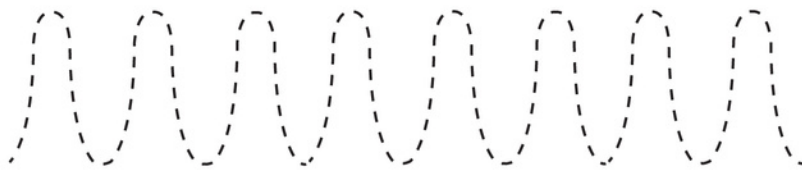


PIP & HENRY

ACTIVITY 7

FINE MOTOR SKILLS

Trace the dotted line.



PIP & HENRY

ACTIVITY 8

I SPY WITH MY LITTLE EYE

Come and play 'I Spy' with Pip & Henry:



How many of same easter egg can you find?













