

PIP & HENRY

CHRISTMAS HOLIDAY BREAK
ECO ACTIVITY PACK





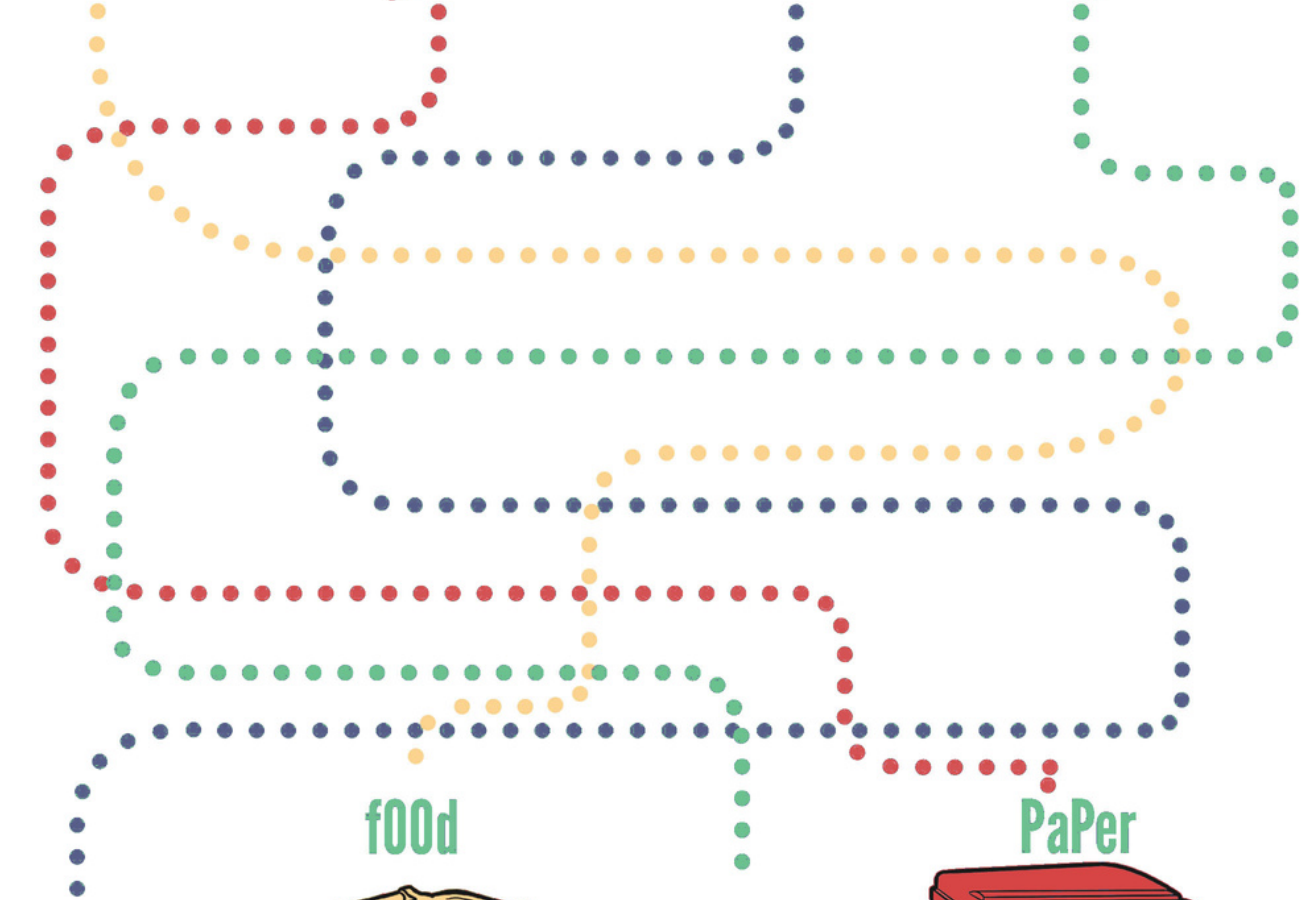

ACTIVITY 1

Colour in Pip and Henry!



ACTIVITY 2

Can you match the waste to the bin it has to go in?






CLOTHES

FOOD

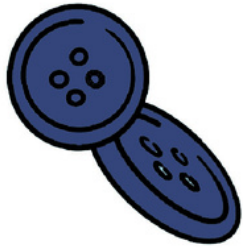
PLASTIC

PAPER



ACTIVITY 3

1. Cut out the shoe.
2. Trace it on cardboard, cut it out again and paste the paper shoe on the cardboard shoe.
3. Decorate your shoe with **glitter**, **buttons**, **coloured paper**, **pasta** - anything you want!



ACTIVITY 4

There are good bugs and naughty bugs -
Can you colour them in and circle the right answer?




BACTERIA (LACTOBACILLICUS)

Lactobacillus produce lactic acid which can help make cheese, yoghurt, pickles, juice and bread.

GOOD BUG

NAUGHTY BUG



FIREFLIES (LAMPYRIDAE)

They are a type of beetle that emit light to ward of predators. Useful to have in the garden as they eat slugs and snails.

GOOD BUG

NAUGHTY BUG



EARTHWORM (LUMBRICINA)

They love to dig up the soil improving water drainage and their poop has useful nutrients like nitrogen for plants!

GOOD BUG

NAUGHTY BUG



COMMON COLD (RHINOVIRUS)

These bugs cause the Common Cold... sometimes giving us ear aches and sore throats.

GOOD BUG

NAUGHTY BUG

ACTIVITY 5

How to make your own Compost!

YOU WILL NEED:

A bin with a lid

A well drained easy to access area

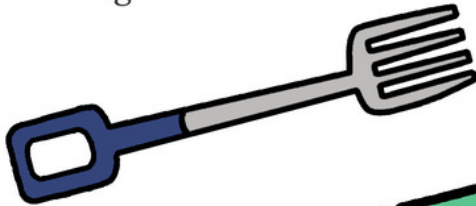
Compostable green ingredients



Scrunched up old newspapers



A gardening fork



DID YOU KNOW?

Earthworms are great for recycling to use in your compost! This rich soil will boost your flowers, plants and whole garden!



INSTRUCTIONS

Carefully make holes in the lid of your bin. Ask your parents for help.

Start putting in your compost - mix in the old newspapers with your green ingredients like tea bags and veggies.

At least once a month, turn the contents of the bin over, using the gardening fork to let in more air. **The more you do this, the quicker you make compost.**

It can take **6 months to 2 years** to get ready - but when it is, use it for your plants and garden!



THINGS YOU CAN COMPOST



Tea bags, tea leaves, vegetable waste, grass cuttings, straw, coffee grounds, plant prunings and eggshells.



You cannot put wood, cooked food, meat or bones, weeds, plastic or diseased plants into your compost bins.

ACTIVITY 6

Naughty bugs can hide in the smallest of places where we can't see them, so it's best to practice good hygiene to stay safe and healthy. Do you know if you're following the below practices?




Are you washing your hands before every meal, for 30 seconds?

YES NO



When you go out, are you wearing a mask & gloves?

YES NO



Are you washing all your fruits and vegetables before you eat them?

YES NO



When you sneeze or cough, are you covering your mouth and nose with a tissue?

YES NO




ACTIVITY 7

Help Pip find Henry.

WHERE DID HENRY GO?

Henry was on his way to recycle some old plastic bottles and got a little lost. Help Pip through the maze to find Henry.





ACTIVITY 8

Help Pip and Henry find 8 endangered animals in the word search below.

WHAT IS AN ENDANGERED ANIMAL?

Endangered animals are species where the number of animals living in the wild has been greatly reduced due to a variety of reasons, such as deforestation or changing climate.

V	B	R	L	E	R	H	I	N	O	R	A	C	P
G	F	A	E	I	G	W	R	H	R	M	R	W	O
O	L	E	O	Q	A	F	D	K	A	G	D	A	R
R	M	K	P	T	I	G	E	R	N	L	L	A	P
I	R	A	A	G	U	T	A	N	G	D	S	B	O
L	N	B	R	T	S	Z	O	E	U	O	I	S	I
L	O	R	D	S	T	E	L	E	T	H	A	N	S
A	A	O	T	O	R	I	F	L	A	R	S	D	E
T	U	R	T	L	E	I	L	D	N	R	A	C	P
F	O	R	E	S	T	E	L	E	P	H	A	N	T

**TICK OFF THE
BOX ONCE YOU
HAVE FOUND
THE WORD**

- 1. RHINO
- 2. TIGER
- 3. LEOPARD
- 4. GORILLA

- 5. ORANGUTAN
- 6. PORPOISE
- 7. FOREST ELEPHANT
- 8. TURTLE



ACTIVITY 9

DIY BIRD FEEDER



STEP 1:

Gather all your materials.

- 1) Toilet roll
- 2) Peanut Butter.
- 3) Bird Seeds



STEP 2:

Use a popsicle stick or butter knife to spread peanut butter on a clean toilet paper roll.



STEP 3

Roll the toilet paper roll on a plate filled with birdseed.

If desired, string a loop of hemp twine through the toilet paper roll.

Hang the toilet paper roll bird feeder on a bush, or slide it onto a branch.

Your toilet paper roll bird feeder is complete!

ACTIVITY 10

DIY RAINDEER



STEP 1:

Gather all your materials and draw the outline of your raindeer. on the toilet roll

- 1) Toilet roll
- 2) Scissors
- 3) Twigs
- 4) Glue



STEP 2:

Cut out your raindeer and draw on some hooves, spots and a tail.



STEP 3

Draw a little face and stick on your twigs for antlers.

Your raindeer is now complete!