

# PIP & HENRY

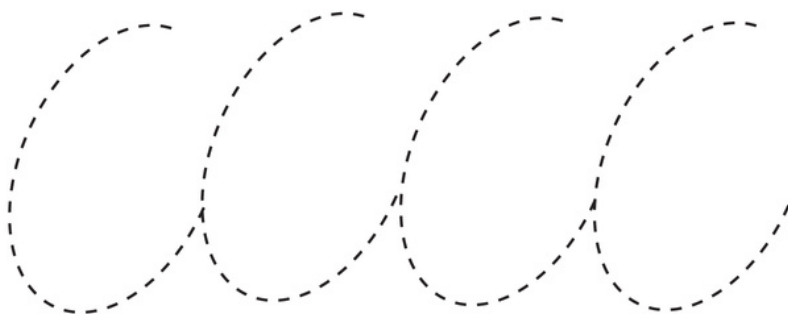
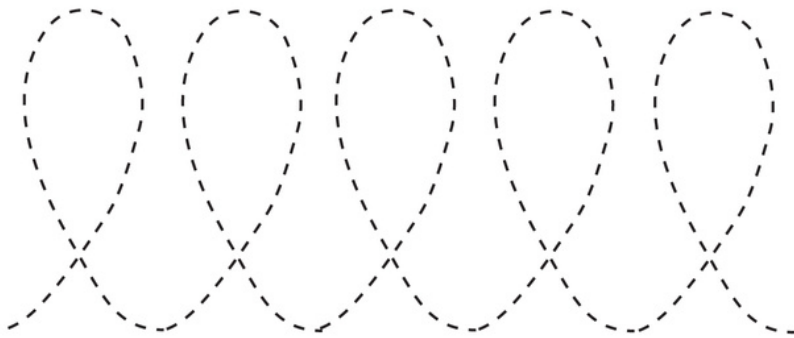
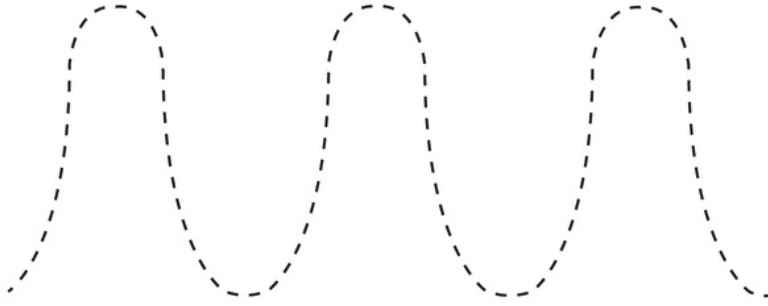
## ECO ACTIVITY PACK



# PIP & HENRY

## ACTIVITY 1

FINE MOTOR SKILLS- TRACE THE DOTTED LINE




# PIP & HENRY

## ACTIVITY 2

### COLOUR BY NUMBER

- |           |          |                |           |               |
|-----------|----------|----------------|-----------|---------------|
| 1- BLUE   | 3- BROWN | 5- LIGHT GREEN | 7- PINK   | 9- DARK GREEN |
| 2- YELLOW | 4- TAN   | 6- RED         | 8- ORANGE | 10- PURPLE    |



# PIP & HENRY

## ACTIVITY 3

HELP PIP & HENRY SPREAD ECO AWARENESS

### WHAT IS ECO AWARENESS?

Being 'eco aware' means doing little things every day in order to protect the earth. This means looking after both living and nonliving things such as soil, water, animals and plants.

V	B	R	L	E	R	H	I	N	O	R	A	C	P
G	F	E	R	I	G	W	R	H	S	M	R	L	O
O	L	D	O	P	L	A	S	T	I	C	D	I	R
R	M	U	P	T	I	G	E	R	N	L	L	T	P
I	R	C	L	E	A	N	U	P	G	D	S	T	O
L	N	E	R	T	S	Z	O	E	E	O	I	E	I
L	O	R	D	S	R	E	U	S	E	H	A	R	S
A	A	O	T	O	R	I	F	L	U	R	S	D	E
T	U	R	E	C	Y	C	L	E	S	R	A	C	P
F	O	R	T	R	E	E	S	E	E	H	A	N	T

TICK OFF THE  
BOX ONCE YOU  
HAVE FOUND  
THE WORD

- 1. REDUCE
- 2. REUSE
- 3. RECYCLE
- 4. PLASTIC

- 5. SINGLE USE
- 6. LITTER
- 7. CLEAN UP
- 8. TREES



# PIP & HENRY

## ACTIVITY 4

### ZEBRA CRAFT

**FUN FACT OF THE DAY: EVERY SINGLE ZEBRA HAS DIFFERENT STRIPES!**

#### STEP BY STEP

- 1) Colour in your Zebra.
- 2) Cut out your Zebra.
- 3) Cut out 2 finger holes.
- 4) Stick fingers through the holes.
- 5) Your puppet is ready!



**Cut Out**



**Cut Out**

# PIP & HENRY

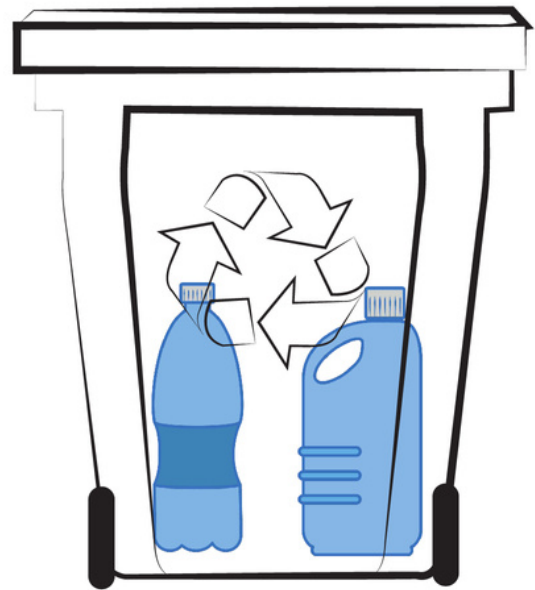
## ACTIVITY 5

### COUNT THE RECYCLING

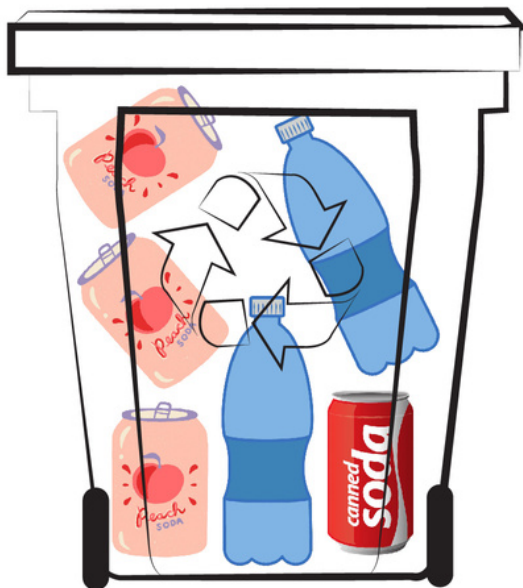
HOW MANY PIECES OF RECYCLING ARE IN EACH BIN? CIRCLE THE CORRECT NUMBER



4 2 7 5



6 2 1 3



1 4 8 6



3 2 9 4

# PIP & HENRY

## ACTIVITY 6

HELP PIP & HENRY FIND 8 OCEAN ANIMALS

### WHY DO WE NEED TO LOOK AFTER OUR OCEANS?

Humans breath Oxygen. Between 50-80% of the world's oxygen is produced by phytoplankton (tiny sea creatures) that lives on the ocean's surface. Big or small, ocean creatures play a very important part in worlds ecosystem.

S	H	A	R	K	R	H	I	N	O	R	A	C	S
G	F	A	S	I	G	W	R	H	R	M	R	W	T
O	L	E	E	Q	D	O	L	P	H	I	N	A	I
R	W	H	A	L	E	G	E	R	N	L	L	A	N
I	R	A	H	G	U	T	A	N	G	D	S	B	G
L	N	B	O	S	T	A	R	F	I	S	H	S	R
S	W	A	R	D	F	I	S	H	T	H	A	N	A
A	A	O	S	O	R	I	F	L	A	R	S	D	Y
T	U	R	E	L	E	I	L	D	N	R	A	C	P
F	O	R	E	S	T	U	R	T	L	E	A	N	T

TICK OFF THE  
BOX ONCE YOU  
HAVE FOUND  
THE WORD

1. DOLPHIN

2. WHALE

3. SEAHORSE

4. TURTLE

5. SHARK

6. STINGRAY

7. STARFISH

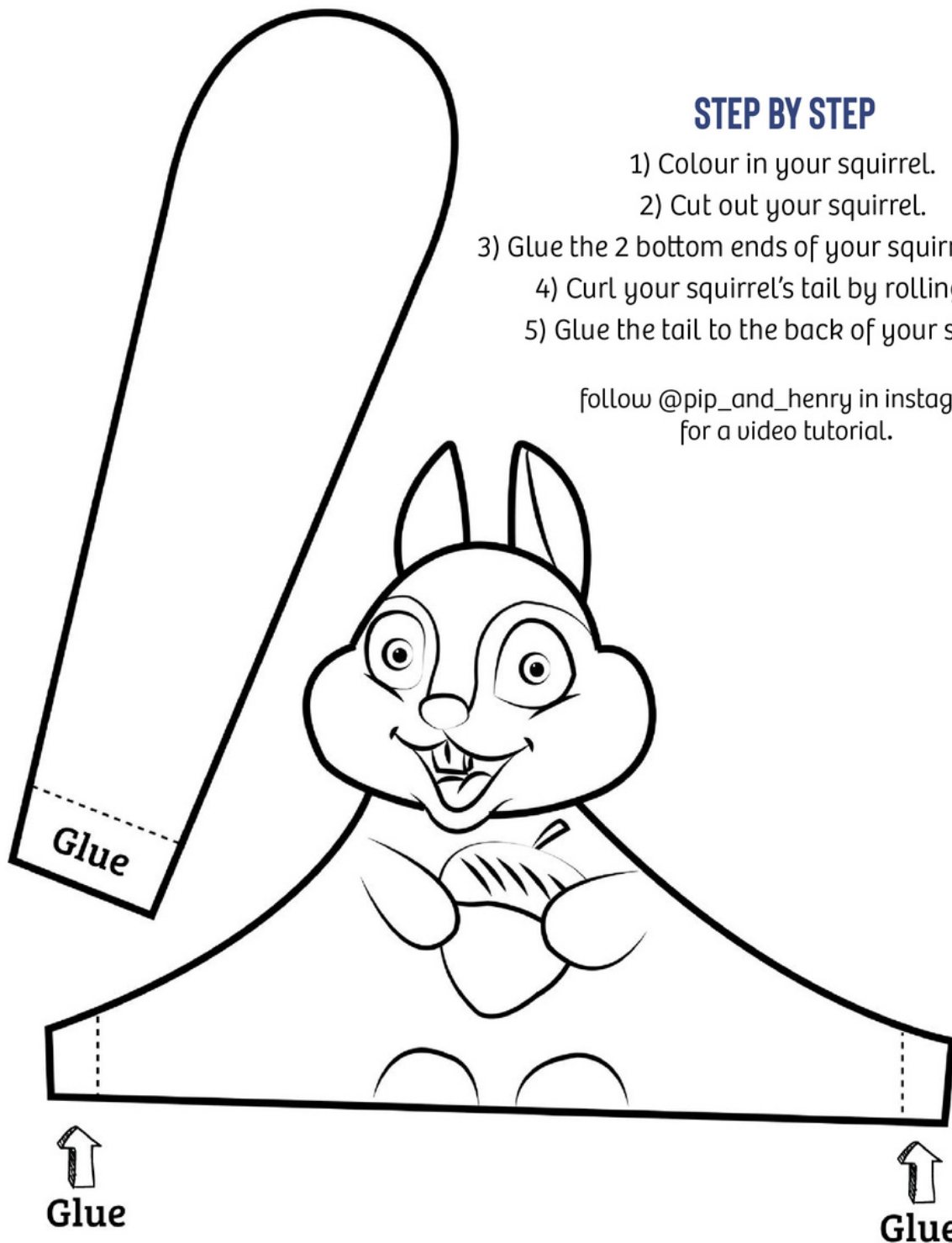
8. SWORDFISH

# PIP & HENRY

## ACTIVITY 7

### SQUIRREL CRAFT

**FUN FACT OF THE DAY: SQUIRRELS USE THEIR FLUFFY TAILS LIKE PARACHUTES IN ORDER TO BALANCE THEMSELVES DURING HIGH LEAPS.**



### STEP BY STEP

- 1) Colour in your squirrel.
- 2) Cut out your squirrel.
- 3) Glue the 2 bottom ends of your squirrel together
- 4) Curl your squirrel's tail by rolling it up.
- 5) Glue the tail to the back of your squirrel.

follow @pip\_and\_henry in instagram  
for a video tutorial.

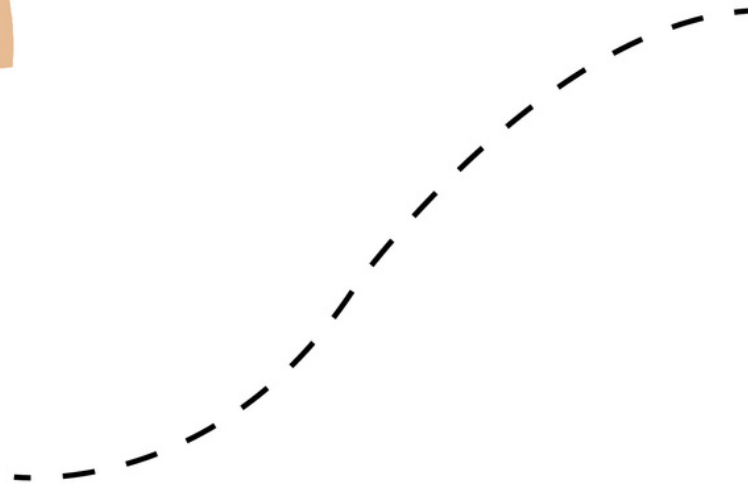


# PIP & HENRY

## ACTIVITY 8

### MATCH THE PICTURES

DRAW A LINE CONNECTING THE MATCHING PICTURES TOGETHER



# PIP & HENRY

## ACTIVITY 9

### JOIN PIP AND HENRY ON SAFARI

#### WHAT IS A SAFARI?

A safari is an expedition where people can go to see animals in their natural environments.

On your safari, you might see several mammals such as giraffes and zebra.

The 'Big Five', the five most common animals to see on an African safari, are leopards, elephants, buffalo, rhinos, and lions..

V	B	R	L	E	R	S	I	N	O	B	U	S	H
G	F	A	E	E	L	E	P	H	A	N	T	W	O
O	L	H	O	Q	G	F	D	K	A	G	D	S	R
R	M	I	P	T	I	G	E	Z	E	B	R	A	P
I	R	P	A	G	R	T	A	N	G	D	S	F	O
L	N	P	R	T	A	Z	O	E	U	O	I	A	I
L	I	O	N	S	F	E	L	E	T	H	A	R	S
A	A	O	T	O	F	I	F	L	A	R	S	I	E
T	U	R	T	L	E	I	L	D	N	R	A	C	P
F	O	R	C	H	E	E	T	A	H	H	A	N	T

**TICK OFF THE  
BOX ONCE YOU  
HAVE FOUND  
THE WORD**

- 1. SAFARI
- 2. LION
- 3. BUSH
- 4. ZEBRA

- 5. HIPPO
- 6. ELEPHANT
- 7. GIRAFFE
- 8. CHEETAH

# PIP & HENRY

## ACTIVITY 10

I SPY WITH MY LITTLE EYE

COME AND PLAY 'I SPY' WITH PIP AND HENRY.



HOW MANY OF EACH PICTURE CAN YOU FIND?



\_\_\_\_\_



\_\_\_\_\_



\_\_\_\_\_



\_\_\_\_\_



\_\_\_\_\_



\_\_\_\_\_



\_\_\_\_\_



\_\_\_\_\_



\_\_\_\_\_



\_\_\_\_\_