

CEDARAPIDS®
A TEREX BRAND



Portable Plants

CRJ3750
Jaw Plant



A world working better™

 **TEREX® MPS**

Cedarapids® Portable Plants

CRJ3750 Jaw Plant

The Cedarapids® CRJ3750 plant combines a robust JS3750 jaw crusher with a high stroke, 52" x 20' (1321 x 6096 mm) vibrating grizzly feeder resulting in a high production portable crushing machine. The CRJ3750 is easy to operate and maintain and offers new levels of reliability and convenience. Multiple options are available, allowing customers to configure the CRJ3750 to meet specific needs.

Standard Features

JS3750 Jaw Crusher

- Easy removal jaw die wedge system
- Quick adjust jaw settings
 - Integrated hydraulic assist shim system
 - Hydraulic release toggle seat
- Drop-forged heat-treated 4340 chrome-nickel-steel eccentric shaft
 - Enlarged diameter with compound geometry
- 250 hp (186 kW), 1200 rpm electric crusher drive motor
- Pivoting motor base with tool-free ratchet drive adjustment system

5220-15 Vibrating Grizzly Feeder

- Removable feeder module with 3/4" (19 mm) AR 400 sides
- Adjustable action vibrator unit with pivot base motor mounting
- Heavy coil springs with removable spring brackets
- Six sloped bolt-in grizzly bars with 4" (102 mm) nominal opening
- Bypass chute diverts grizzly fines to undercrusher conveyor
- Rubber side curtains
- Quick disconnect power cables

Optional hydraulic feeder module lift system allows quick and safe removal of the hopper module without a crane; lift legs raise and lower the module for loading to a flatbed trailer for easy transport



Rugged Hydraulic assist shim adjust system for tool-less jaw adjustment setting

Optional Run-On or Leveling Jacks

AR400 Bypass chute to divert material passing grizzly to undercrusher delivery conveyor

Straight-line undercrusher conveyor design reduces slippage; mechanical raise/lower system lowers tail section for maximum undercrusher clearance, raises tail section for ease of clean-up, unit locks into raised position for travel

Shown with optional run-on jacks, electrical switchgear panel and hopper extensions

Undercrusher Conveyor

- Tail section lowers for operation, raises for transport
- Straight-line conveyor design
- Adjustable discharge height
- Shaft mount gear box and TEFC motor
- Impact bars under jaw and grizzly bypass
- 3-ply conveyor belt with vulcanized splice

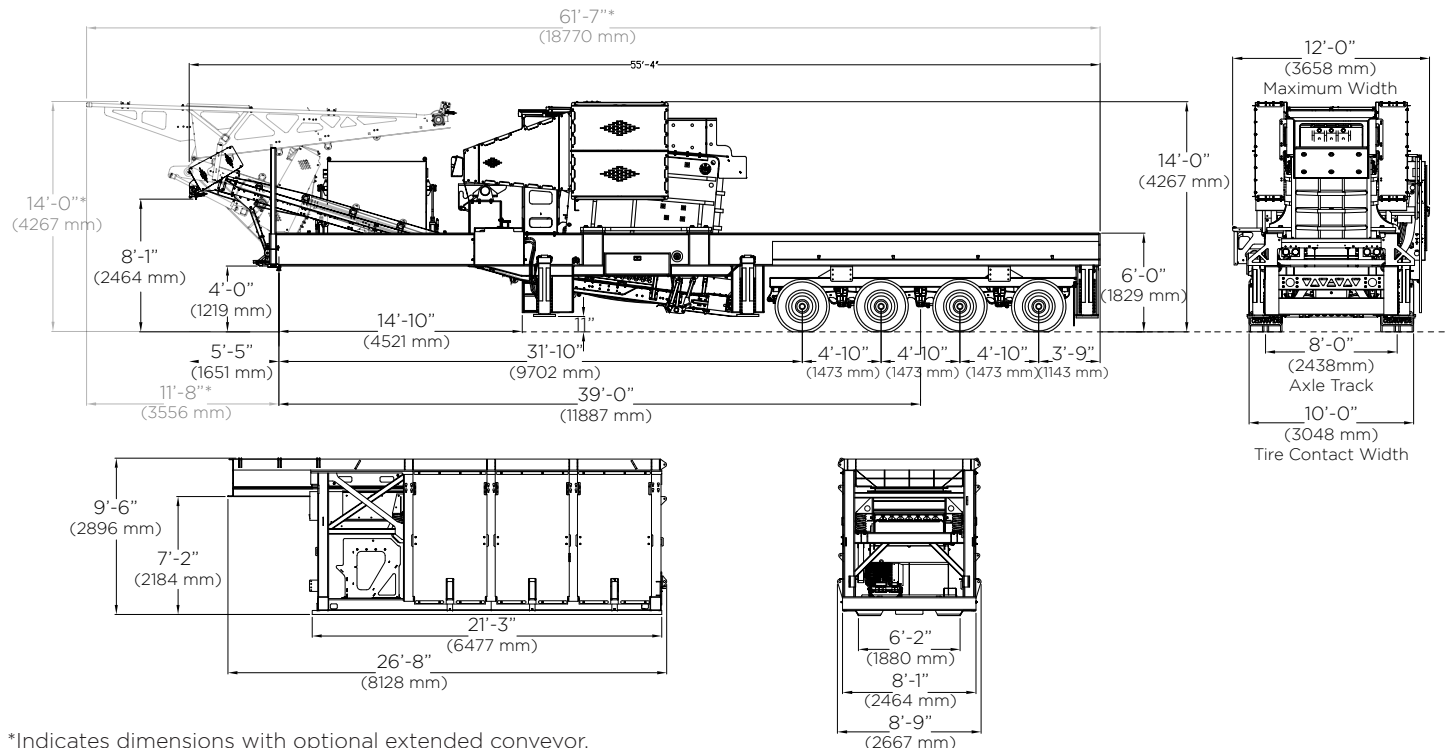
Main Frame with Quad Axle

- Straight beam chassis with kingpin, under-frame mounted axles, spring suspension, air brakes, travel lights and splash guards
- Jaw mount vibration isolation pads
- Emergency stops on both sides of chassis
- Sixteen 295/75 R22.5 tires
- Adjustable kingpin support legs
- Maintenance platform with fold-down hand rails
- Remote grease lines
- Lockable side-mounted storage box

Specifications	Dimensions		Operating Speed
Jaw crusher	37" x 50"	940 mm x 1270 mm	250 rpm
Undercrusher conveyor	54"	1372 mm	350 fpm
Cross conveyor (optional)	30"	762 mm	340 fpm
Feeder	52" x 20"	1321 mm x 6096 mm	variable 600 - 800 rpm
Bolted bar grizzly	60" x 4"	1524 mm x 102 mm	
AR pan liners	1/2"	12.7 mm	

Power Requirements	hp	kW
Jaw	250	186
Feeder	40	30
Undercrusher conveyor	20	15
Extended undercrusher conveyor (optional)	25	18.6
Cross conveyor (optional)	7.5	5.6
Self-cleaning magnet (optional)	2	1.5
Dust suppression pump (optional)	0.75	0.5

Transport

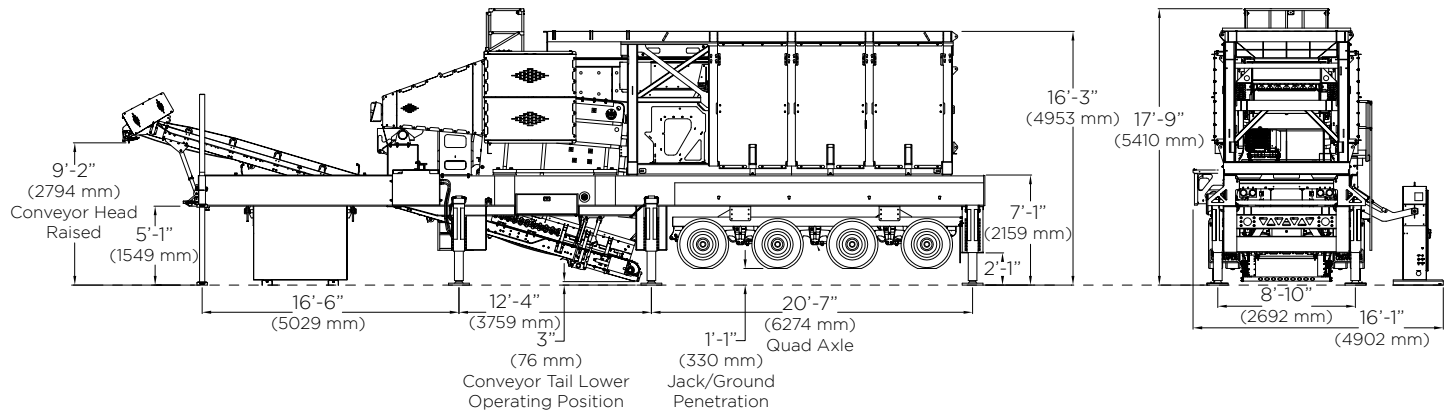


*Indicates dimensions with optional extended conveyor, shown folded for transport.

Estimated Weights*	Axles		Kingpin		Total	
Quad axle plant, feeder module removed	76,140 lbs	33,175 kg	62,500 lbs	28,350 kg	138,650 lbs	62,890 kg
Feeder module with bypass chute					33,140 lbs	15,030 kg


*Weights include optional switchgear, run-on jacks and self cleaning magnet. Contact factory for weights of other optional equipment.

Operational



Optional equipment

- Removable electrical switchgear panel utilizing either patented Common Control Module “CCM” controls or manual push button control
 - Hydraulic panel lift or rigid panel mounts
 - Tethered or wireless remote feeder control
- Hydraulic feeder module lift system, no crane required to remove feeder module
- Hinged, 30” (762 mm) hopper extensions with locking supports accessible from the ground, available with hydraulic operation
- Truck dump hopper, 15’7” (4750 mm) width, available with hydraulic operation
- Rock breaker with wireless remote and single point lubrication
- Grizzly reject cross conveyor
- Various grizzly bar spacing
- Two-piece drop-on side bulkheads
- Extended length undercrusher conveyor with hydraulic fold
- Dust suppression water spray system
- Cross belt self-cleaning magnet
- Belt scale
- Hydraulic leveling/run-on jacks (gas, 12V, or 24V in hinged enclosure)
- Crank style landing jacks
- 3+1 axles (triple + tag)
- Oversize 315/80 R22.5 tires



Shown as a multi plant system with the CRS820C and CRC450X

Product specifications and prices are subject to change without notice or obligation. The photographs and/or drawings in this document are for illustrative purposes only. Refer to the appropriate Operator’s Manual for instructions on the proper use of this equipment.

Failure to follow the appropriate Operator’s Manual when using our equipment or failure to act responsibly may result in serious injury or death.

The only warranty applicable to our equipment is the standard written warranty applicable to the particular product and sale, and Terex makes no other warranty, express or implied. Terex, the Terex Crown design, Cedarapids, Canica, Simplicity, Jaques, El-Jay and Rollercone are trademarks of Terex Corporation or its subsidiaries. All rights are reserved. © November 2020