


CEDARAPIDS®
A TEREX BRAND



Portable Closed
Circuit
Impactor/Screen
Plant

CRH1113R



A world working better™

 **TEREX®** MPS

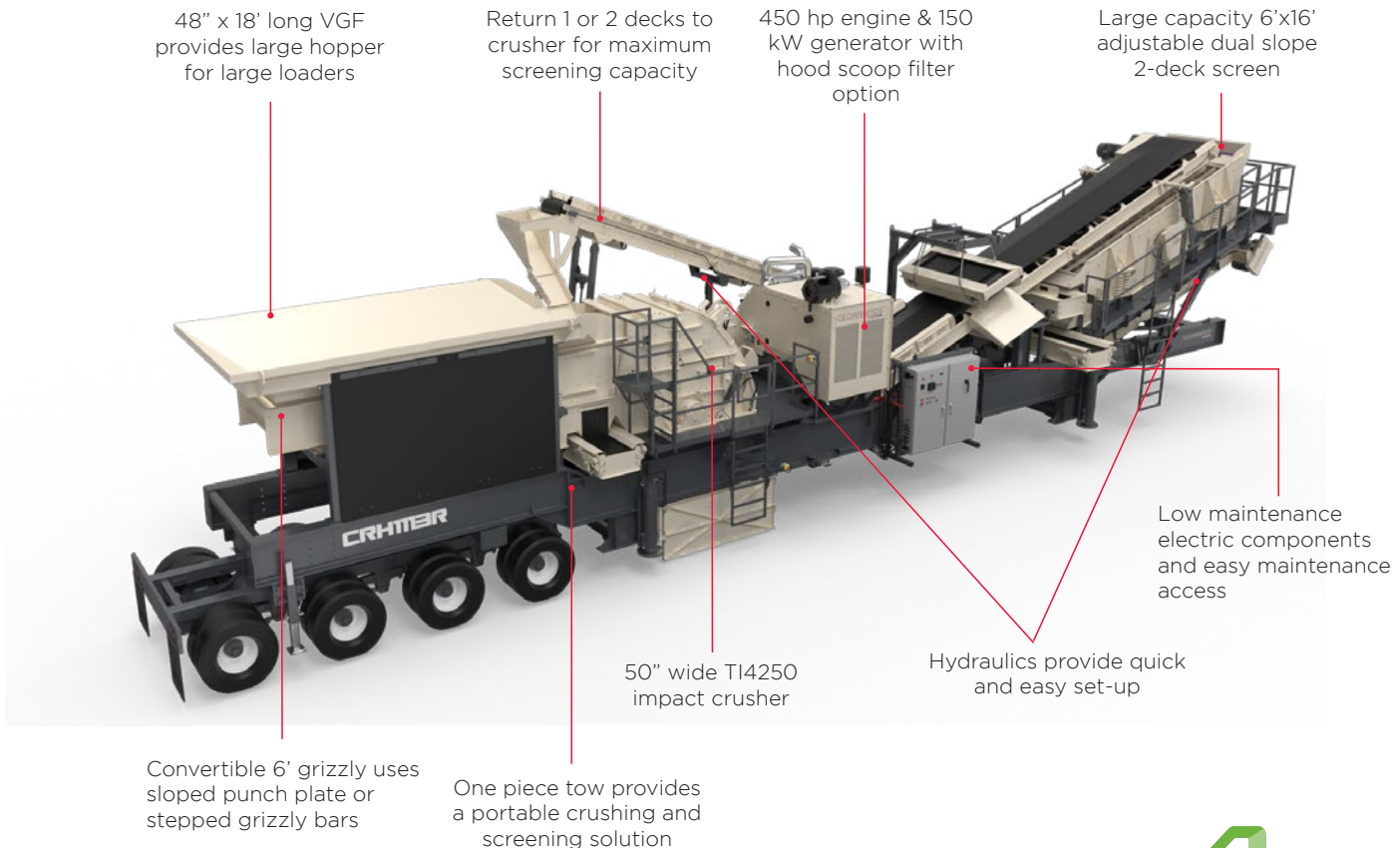
Cedarapids® Portable Plants

CRH1113R Closed Circuit Impactor/ Screen Plant

The CRH1113R portable closed circuit impactor/screen plant features the TI4250 impact crusher and a 6x16 2-deck inclined screen. The crusher is hydraulic clutch driven direct from a 450hp Scania diesel. All other components are electric driven from the 150kw generator. With its large screen, wide conveyors, and low maintenance electric driven components, this is a high production, high value plant.

Standard Features

- TI4250 impact crusher
- 6' x 16' 2-deck screen
- 450 hp T4F Scania Diesel with hydraulic clutch crusher/generator drive
- 150 kW generator
- 48" x 18' vibrating grizzly feeder with 6' stepped 2-deck grizzly
- 24" reversible conveyors can feed both screen decks to return conveyor
- Gas powered hydraulic leveling jacks & screen lift
- Removable CCM automatic switchgear panel
- Travel: 11'-11" wide, 13'-11" tall, 4-axle suspension

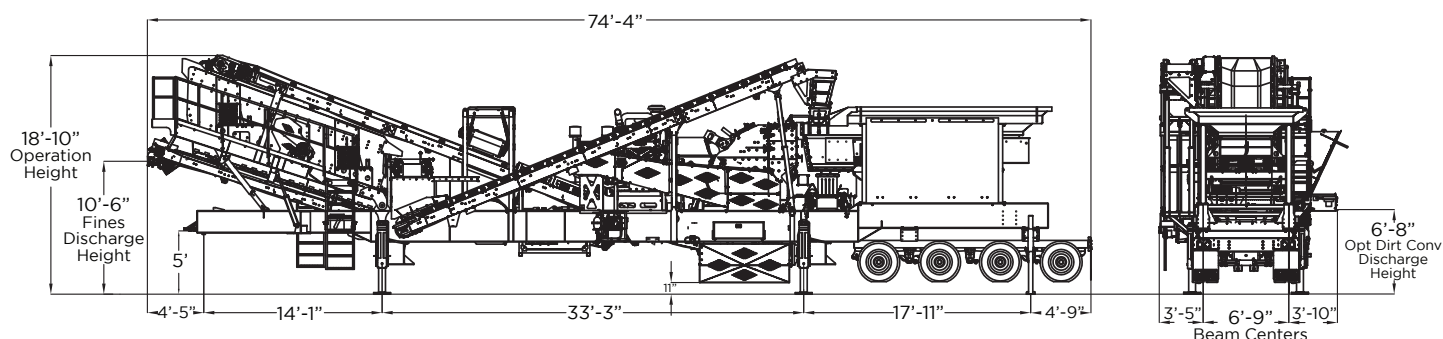


T14250	Imperial	Metric
Maximum feed size* (cube size)	20"	500 mm
Maximum feed size* (recycle slab)	10" x 32" x 32"	250 x 800 x 800 m
Feed opening (feeder discharge)	47" wide x 25.5" high	1190 x 650 mm
Adjustment of aprons	Hydraulic assist	
Overload protection	Hydraulic	

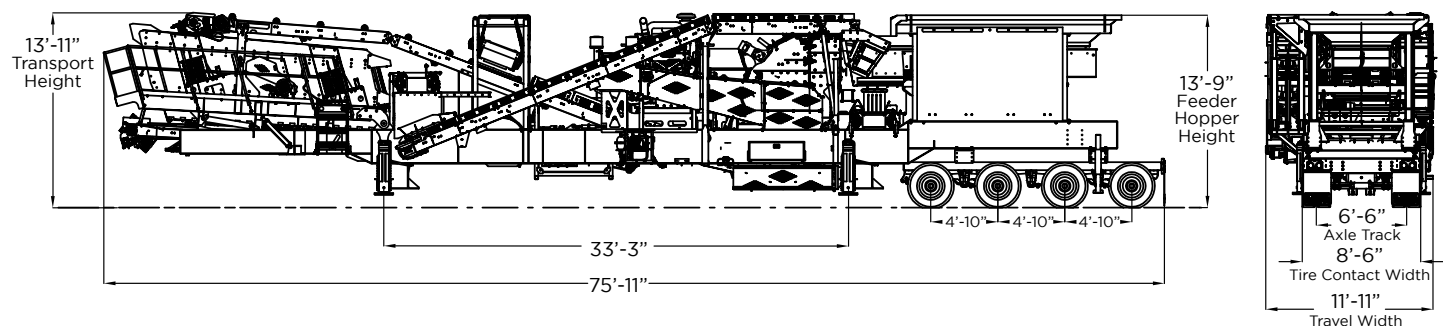
*Pending feed material characteristics and blowbar metallurgy

Power Requirements	hp	kW
Impactor (all electric only)	300	225
Screen	20	15
VGF	25	21
Return conveyor	7.5	5.6
Cross conveyors, reversing	2 x 5	2 x 3.7
Fines conveyor	10	
Grizzly reject conveyor (optional)	5	3.7
Self-cleaning magnet (optional)	2	1.5
Hydraulic power unit	2	1.5
Undercrusher pan feeder (optional)	2 x 3	2 x 2.2

Working Dimensions - Standard



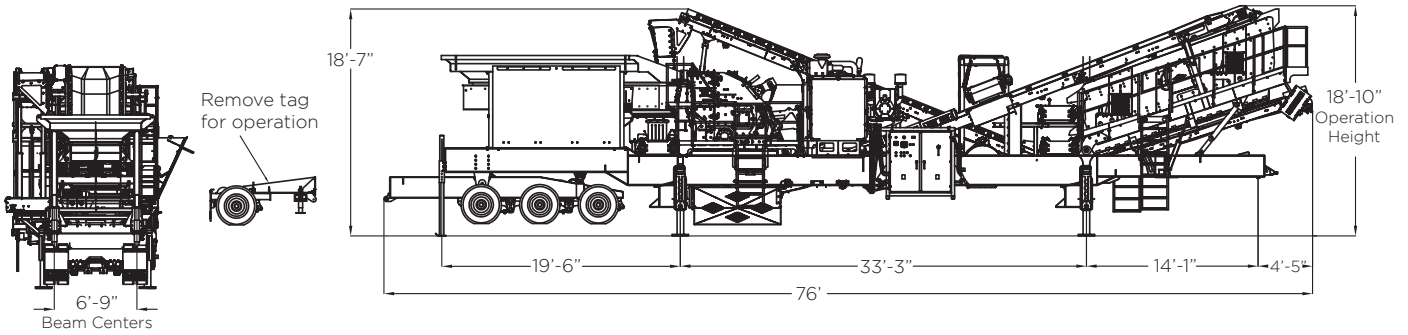
Transport Dimensions - Standard



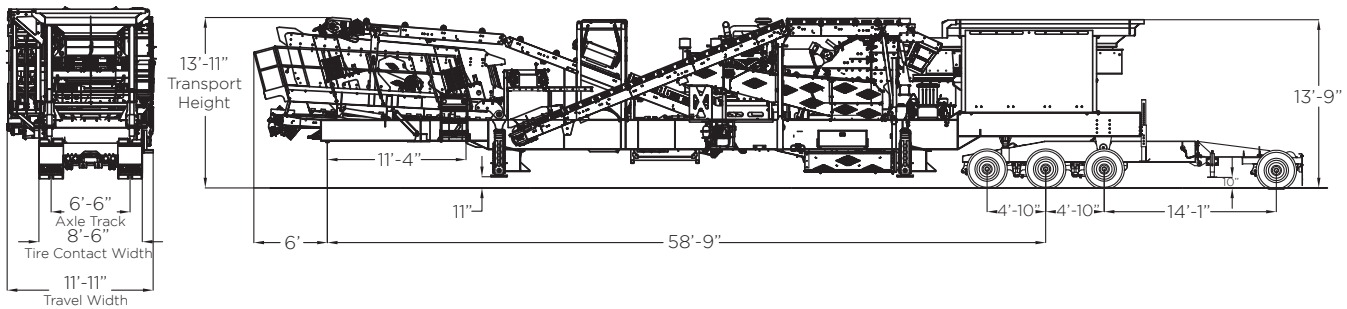
Estimated Weights	Kingpin	Axle	Tag	Total	Hopper
Quad axle plant*	54,939	78,546		133,485	
Quad axle plant with hopper module removed*	53,416	58,901		112,317	21,168
Optional 3+1 axle plant*	57,986	59,207	19,725	136,918	

*All weights include select options: 24" dirt conveyor, run-on jacks, magnet, hood scoop, walkways, pan feeder

Working Dimensions - Optional 3+1 axle configuration



Transport Dimensions - Optional 3+1 axle configuration



Optional Equipment

- Off-plant starters & radio remote
- Screen platforms & ladder
- Dual pinned hydraulic run-on jacks
- Economical self-cleaning cross belt permanent magnet, mid plant
- Rolling grizzly reject conveyor with 6' discharge
- Various grizzly options for bar spacing, punch plate, & 2nd deck wire
- Undercrusher pan feeder
- All electric (no diesel)

www.terexmps.com

November 2020. Product specifications and prices are subject to change without notice or obligation. The photographs and/or drawings in this document are for illustrative purposes only. Refer to the appropriate Operator's Manual for instructions on the proper use of this equipment.

Failure to follow the appropriate Operator's Manual when using our equipment or failure to act responsibly may result in serious injury or death.

The only warranty applicable to our equipment is the standard written warranty applicable to the particular product and sale, and Terex makes no other warranty, express or implied. Terex, the Terex Crown design, Cedarapids, Canica, Simplicity, Jaques, El-Jay and Rollercone are trademarks of Terex Corporation or its subsidiaries. All rights are reserved. © 2020

