

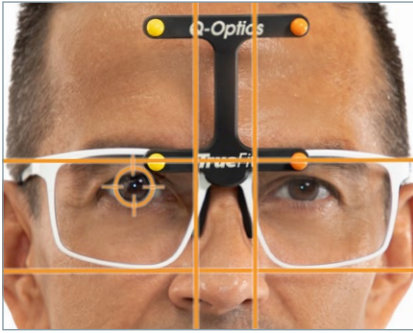
CUSTOM TTL

q-optics.com

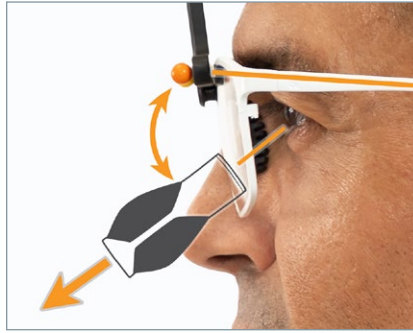
Q-Optics
a division of Quality Aspirators



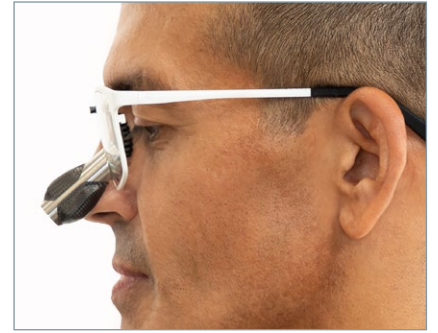
TrueFit® technology, a Q-Optics exclusive, helps ensure that your custom TTL Loupes are the perfect fit for you. The human face is one of the most subtly complex parts of the human body and the fit of your loupes should be more than determining the width of your eyes. Custom measurement, custom fitting, and custom fabrication are what set us apart. *A fit as unique as you.*



CAPTURE



ANALYZE



BUILD

ERGONOMICS AND OPTICS MEET

Q-Optics loupes can bring your work area into a more defined and clear focus to prevent physical strain on your body and allow you to stay comfortable while practicing for years to come. Q-Optics has always been a standard of excellence in optics and ergonomics.

What's your "ergo" style?



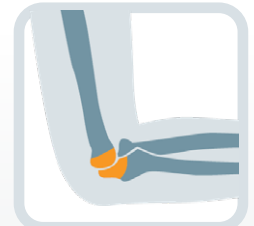
NECK 0-15°



BACK 0°-5°



HIP 105°-125°



ELBOW ±90°

Ergo-Direct

Comfortable angle neck & head

Ergonomic posture

Extra sharp clarity

Patient-direct view above loupes



Ergo-Angle

Upright neck & head

Ergonomic posture

Extra sharp clarity

Patient-direct view beneath loupes



FRAMES



Eclipse

(130/138/146)



Classic

(54/56/61)



Panto

(51/53/55)

Slate Grey



Smoke



Black Cherry



Forest Green



Royal Blue



Hot Pink



Lilac Pearl



Pearl Pink



Rose Gold



White



Removable RX

for Eclipse only
(Classic and Panto have integrated RX)

- Ability to wear contacts and glasses
- No down time with change in RX

MAGNIFICATION ERGO-DIRECT

GALILEAN

F-2.5x F-3.0x F-3.5x

Power	Model #	Field of View	Weight
2.5x	F-2.5TTL	7 - 10 cm	43.0 g
3.0x	F-3.0TTL	5 - 8 cm	44.0 g
3.5x	F-3.5TTL	3 - 4 cm	47.5 g

PRISMATIC

P-3.5x P-4.0x P-4.5x

Power	Model #	Field of View	Weight
3.5x	P-3.5TTL	8 - 10 cm	53.0 g
4.0x	P-4.0TTL	7 - 8 cm	54.0 g
4.5x	P-4.5TTL	4 - 5 cm	58.0 g



MAGNIFICATION ERGO-ANGLE

ERGO-PRO™

EP-3.5x EP-4.0x EP-4.5x

Power	Model #	Field of View	Weight
3.5x	EP-3.5TTL	8 - 10cm	48.5 g
4.0x	EP-4.0TTL	7 - 8 cm	49.7 g
4.5x	EP-4.5TTL	4 - 5 cm	50.7 g

ILLUMINATION

90 CRI RADIANT™ HEADLIGHTS

The vibrant Q-Optics Radiant Wired Headlight System is the innovative, color-rendering LED that focuses on sustained, peak brightness making it easier to see each and every shade and hue.



IMPROVED CLARITY ■ TRUE COLOR ACCURACY ■ SUPERIOR BRIGHTNESS



RADIANT™ LIGHT SYSTEM WIRED HEADLIGHT

Weight	5.6 grams
Light Intensity	Up to 4352 FC / 46844 Lux / 85 Lumens
Color	5700K Natural 90 CRI Color Rendering Index
Battery Life	Low Intensity - 40+ hours High Intensity - 8+ hours
Charge Time	Approx. 4.5 hours (empty to full)
Battery Type	Li-Ion, 3.6 V

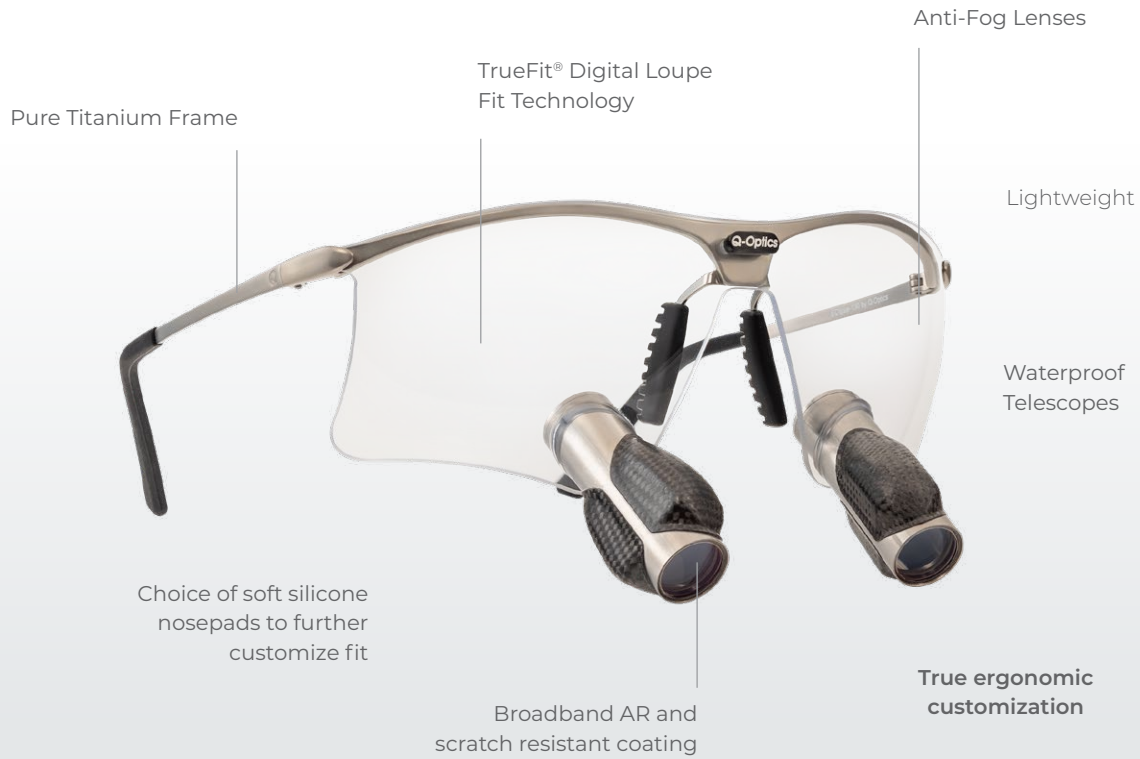


RADIANT™ LIGHT SYSTEM CORDLESS HEADLIGHT

Weight	25.8 grams
Light Intensity	Up to 2431 FC / 26167 Lux / 60 Lumens
Color	5700K Natural 90 CRI Color Rendering Index
Battery Life (each)	Approx. 2 hours
Charge Time (each)	Approx. 1 hour 30 minutes (empty to full)
Battery Type	Li-Ion, 3.6 V

Radiant™ Headlight Systems adapt to fit ALL loupe brands

Lifetime Guarantee on
Titanium frames, optical seal, bond
of telescope to the frame, and
cracking of the frame lens



Have a better look.®

Q-Optics

972-298-2669 Local
800-858-2121 US & Canada only
972-298-6592 fax
q-optics.com

Q-Optics / Quality Aspirators
1419 Godwin Lane
Duncanville, Texas 75116

Follow Us:

