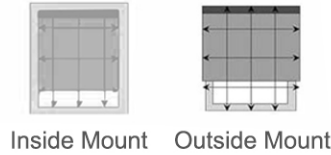
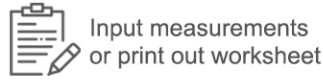
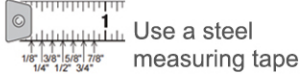


Measuring Worksheet

MEASURING TIPS


Measure every window, even if they appear identical.
If measuring more than one window in a room, work through the room from left to right.

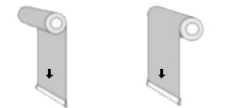



Round down to the nearest 1/8" for width

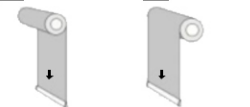


Round up to the nearest 1/8" for height

| Basic Information | | | | Inside Mount | | Outside Mount | | Remark | |
|-------------------|-------------|--------------|--|---|------------------------|--|-------------|--|---|
| Fabric Code: | | | | Measure width of window in 3 places. The smallest will be your order width. | | Measure height of window in 3 places. The largest will be your order height. | | Measure width and height you wish to cover. | MOTOR SIDE <input checked="" type="checkbox"/> L <input type="checkbox"/> R |
| EXAMPLE | Room Label | Window Depth | Mount Type | Width(in.) | Height(in.) | Width(in.) | Height(in.) | ROLL TYPE <input type="checkbox"/> Stand/Back <input checked="" type="checkbox"/> Front/Rev  | |
| | Living Room | 3 in. | <input checked="" type="checkbox"/> Inside Mount | Top 33 | Left 60 ^{1/2} | | | | |
| | Quantity 2 | | <input type="checkbox"/> Outside Mount | Middle 32 ^{3/8} | Middle 60 | | | | |
| | | | | Bottom 33 | Right 60 | | | | |

| Basic Information | | | | Inside Mount | | Outside Mount | | Remark | |
|-------------------|------------|--------------|--|---|-------------|--|-------------|---|--|
| Fabric Code: | | | | Measure width of window in 3 places. The smallest will be your order width. | | Measure height of window in 3 places. The largest will be your order height. | | Measure width and height you wish to cover. | MOTOR SIDE <input type="checkbox"/> L <input type="checkbox"/> R |
| 1 | Room Label | Window Depth | Mount Type | Width(in.) | Height(in.) | Width(in.) | Height(in.) | ROLL TYPE <input type="checkbox"/> Stand/Back <input type="checkbox"/> Front/Rev  | |
| | | | <input type="checkbox"/> Inside Mount | Top | Left | | | | |
| | Quantity | | <input type="checkbox"/> Outside Mount | Middle | Middle | | | | |
| | | | | Bottom | Right | | | | |

| Basic Information | | | | Inside Mount | | Outside Mount | | Remark | |
|-------------------|------------|--------------|--|---|-------------|--|-------------|---|--|
| Fabric Code: | | | | Measure width of window in 3 places. The smallest will be your order width. | | Measure height of window in 3 places. The largest will be your order height. | | Measure width and height you wish to cover. | MOTOR SIDE <input type="checkbox"/> L <input type="checkbox"/> R |
| 2 | Room Label | Window Depth | Mount Type | Width(in.) | Height(in.) | Width(in.) | Height(in.) | ROLL TYPE <input type="checkbox"/> Stand/Back <input type="checkbox"/> Front/Rev  | |
| | | | <input type="checkbox"/> Inside Mount | Top | Left | | | | |
| | Quantity | | <input type="checkbox"/> Outside Mount | Middle | Middle | | | | |
| | | | | Bottom | Right | | | | |

| Basic Information | | | | Inside Mount | | Outside Mount | | Remark | |
|-------------------|------------|--------------|--|---|-------------|--|-------------|---|--|
| Fabric Code: | | | | Measure width of window in 3 places. The smallest will be your order width. | | Measure height of window in 3 places. The largest will be your order height. | | Measure width and height you wish to cover. | MOTOR SIDE <input type="checkbox"/> L <input type="checkbox"/> R |
| 3 | Room Label | Window Depth | Mount Type | Width(in.) | Height(in.) | Width(in.) | Height(in.) | ROLL TYPE <input type="checkbox"/> Stand/Back <input type="checkbox"/> Front/Rev  | |
| | | | <input type="checkbox"/> Inside Mount | Top | Left | | | | |
| | Quantity | | <input type="checkbox"/> Outside Mount | Middle | Middle | | | | |
| | | | | Bottom | Right | | | | |