




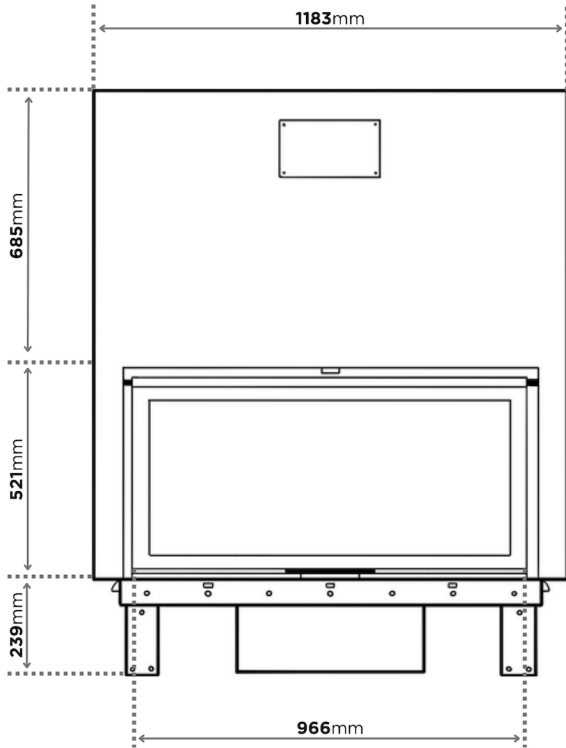




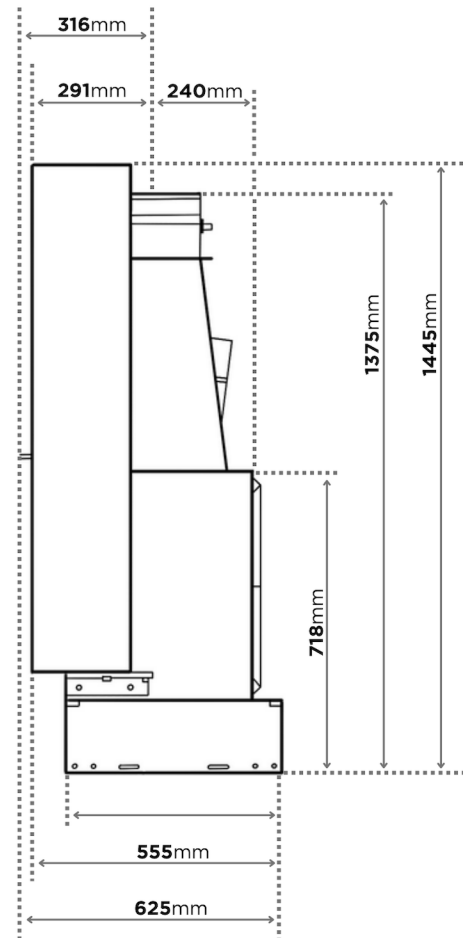
AXIS XP120

The XP120 by Axis, redefines elegance and functionality in fireplace design. With its cutting-edge internal cast iron liners, this fireplace ensures optimal heat retention while exuding timeless charm. The tapered base eliminates the necessity for a log pan, simplifying maintenance and enhancing its sleek profile. Crafted with a rigid construction, it promises durability and reliability for years to come. The striking blackline glass further enhances its contemporary appeal, making the AXIS XP120 a seamless blend of innovation and sophistication for any modern living space.

-  100% Pure Original Cast Iron Liners
-  Includes Firegrate and Ashpan
-  High Performance 'Double Flow' System
-  Crafted in France
-  Optional Outdoor Air Kit



MATERIAL	100% PURE ORIGINAL CAST IRON 8MM -12MM THICKNESS
KW OUTPUT	26.6 KW
EFFICIENCY	62%
EMISSIONS	0.8 G / KG
FACADE	CLEAN EDGE, TRIM OPTIONS AVAILABLE
INTERIOR	PURE CAST IRON LINED
GLASS DOOR	GUILLOTINE LIFT & SWING (MAINTENANCE)
MINIMUM FLUE HEIGHT	4.6 METERS
FLUE SIZES	230, 280, 330 MM
AIRFLOW	HIGH PERFORMANCE 'DOUBLE FLOW' GRID
OUTSIDE AIR KIT	RECOMMENDED FOR WELL INSULATED HOMES
WARRANTY	10 YEAR WARRANTY**
WEIGHT	360 KG



* Heating capacity of the following appliances are a guide only and refers to areas with 2.4m ceilings and 6 or more star rated buildings. Heating output may vary depending on factors such as characteristics, quality of insulation, type of firewood used and climate zone.

** See warranty section in the installation manual for further details.

*** Refer to the Installation Manual for full hearth dimensions and clearances.