




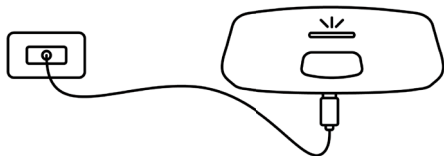
# QUICK GUIDE

---

Let's get you started!

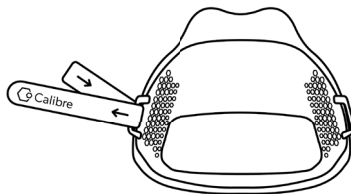


**STEP 1** Fully charge the module.




\* Please use provided charging cable and a standard charging block and plug it directly into a wall socket.

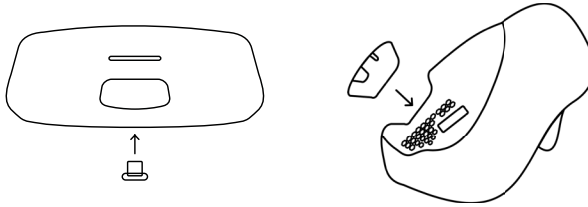
**STEP 2** Attach straps to the facepiece.



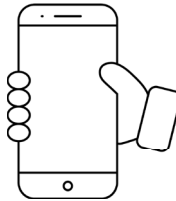
**STEP 3** Scan the QR code to download the Calibre app.



**STEP 4** Insert the protective silicone plug into the module's charging port and attach to the facepiece.



**STEP 5** Open the app, create an account and connect!



\* For best measurement accuracy, remember to calibrate before use!

**STEP 6** Strap it on and start measuring!

