



SpeechGears™
Therapeutics for Special Needs

INFORMATION BOOKLET

SPECIAL KIT



SPECIAL KIT



WELCOME TO THE

SpeechGears™

Therapeutics for Special Needs

An ISO 9001, 14001 Company

ABOUT SPEECHGEARS

SpeechGears™ was founded to provide one-stop solutions to parents whose lives have been turned upside down due to a loved one or child being diagnosed with 'differently abled'.

We were well aware of their anguish and pain at the time because they were utterly clueless about how to handle the situation. We knew it because we had been in a similar situation. We needed three to four years to grasp autism and the various treatment options thoroughly. Our purpose is to create an inclusive and barrier-free environment that empowers people with autism and their families and acts as a catalyst for change that allows people with autism to live as fully participating members of their communities.

We do not consider having a differently abled child to be tragic or unfortunate condition. It is challenging and at times perplexing position to live in. But like many unpleasant situations in life, the hardship is exacerbated for families by the scarcity of services and general lack of information. To help them out is the sole motivation. We will do everything by providing appropriate information, guidance, sympathetic support, effective therapy and ergonomically designed low cost and quality intervention tools. Proper and safe tools are essential for the treatment of ASD and other diagnosis because, these tools, help therapists in transmitting their efforts. Speechgears tools are made of food grade materials. These materials are chosen from Japan, Germany and USA. Search of safe material is in inspiration for the creation of SpeechGears.

06+ 
Years of Research

100% 
Safe Product for kids

10+ 
Range of Products

BPA 
free product



SPECIAL KIT

WHATS INSIDE?



V-Pen



Uni-Tip



Pointed-Tip



Talk-Tip



Oro-Tube



Sensory-Bite



Hickey



TT-LR



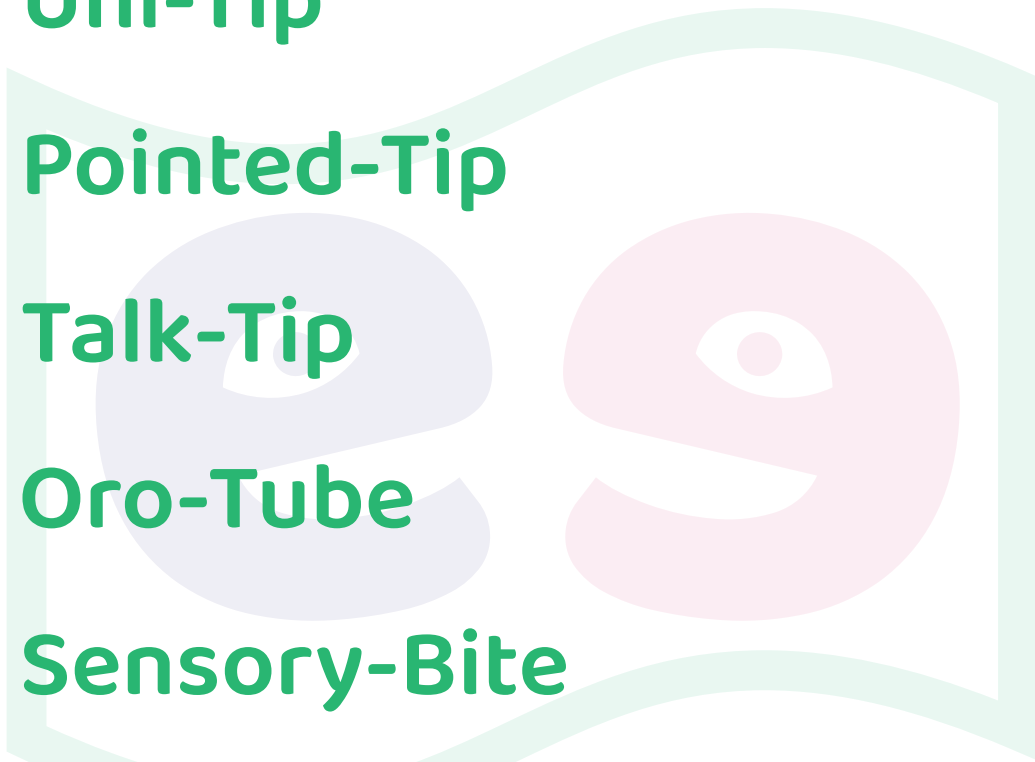
TT-UD



Tongue-Steer



Battery





V-Pen™
TACTILE TOOLS

V-Pen

- Helps in articulation disorder
- Helps in feeding
- Aids in low oral tone & texture dislikes
- Reduces oral sensitivities

Guide to use V-Pen: 📱

V-Pen can be used to teach lip closure, rotary chewing, and much more within the oral cavity by therapists or trained parents. The alveolar ridge should be gently pressed on (just behind the upper front teeth). Then take away the V-Pen and tell the person to use the tip of their tongue to touch the same spot. As a follow-up, you can ask the person to say the tongue tip sounds /t/d/n/l/.

Maintenance & Cleaning of V-Pen including pointers: ✨

V-Pen should be sanitised time to time. Deep cleaning is not required. Once in a while it can be cleaned by lukewarm water by removing its spare parts motor, battery, switch spring etc. Dry the V-Pen and then insert spare parts as per instruction.

Product Information:

- Proudly designed, manufactured in India by GM's SpeechGears.
- The topmost quality food-grade material from Japan are handpicked to make the V-Pen.
- V-Pen is made of food-grade polymers that are BPA, Phthalates, Latex, PVC, and Heavy metal-free, US FDA compliant, RoHS Compliant and CE compliant.
- V-Pen is a vibrating oral motor tool used for speech therapy, feeding therapy, sensory integration therapy and many other applications.
- Patent pending

Pre-cautions for using V-Pen and their Pointers: ⚠️

- V-Pen is not a toy. It should be used under adult supervision at all times.
- Children aged three and up are recommended to use this product.

- It is vital to have adult supervision.
- Boiling, putting V-Pen into water is strictly prohibited. V-Pen is not water proof.

V- Pen Tips



Talk-Tip

It helps in following ways:

- Elevation of tongue
- Enhance speech sounds (t, d, n, l, s & z)

Guide to use Talk Tip:

Instruct the user to insert the tip of his or her tongue into the hole and gently move the tongue up and down or left and right to build the notions of elevation and lateralization, which are critical oral motor skills for the development of speech and feeding. It can also be used as a tongue scraper to aid with dental hygiene and oral awareness campaigns.

Product Information:

- Proudly designed, manufactured in India by GM's SpeechGears.
- The topmost quality food-grade material from Japan are handpicked to make the Talk-Tip.
- Talk-Tip is made of food-grade polymers that are BPA, Phthalates, Latex, PVC, and heavy metal-free, US FDA compliant, RoHS compliant.
- The Talk-Tip elevation is defined as having the ability to raise the tip of the user's tongue to the alveolar ridge, which is the highest point on the tongue's surface. It is necessary to elevate the tongue tip to produce specific speech sounds, and this is an oral motor skill (t, d, n, l, s, and z).

Pointed-Tip

It helps in following ways:

- A perfect tool for tactile oral motor input
- Helps in speech and feeding therapy
- It is helpful in guiding the tongue tip

Guide to use Pointed Tip:

Place the tip of the Pointed-Tip on both sides of lips where it joins, also on tip of upper and lower lips upto 15 counts. Pointed-Tip's circular body can be used to provide tactile input on face around the mouth of the child.

Product Information:

- Proudly designed, manufactured in India by GM's SpeechGears.
- The topmost quality food-grade material from Japan are handpicked to make the Pointed-Tip.
- Pointed-Tip is made of food-grade polymers that are BPA, Phthalates, Latex, PVC, Silicone and heavy metal-free, US FDA compliant, RoHS compliant.
- Pointed-Tip is a thin tip tool that narrows down to approximately the size of a pencil tip's diameter.
- This tool is particularly well suited for various tasks, including providing tactile oral placement cues and directing the articulators during speech or feeding therapy.

Uni-Tip

It helps in following ways:

- Aids in speech and feeding therapy
- To provide sensory inputs in gums, cheeks, palate, and tongue
- Improves sensory skills

Guide to use Uni Tip:

The Uni-Tip from Speechgears is the most versatile tip attachment for the V-Pen. It has three different surfaces on its rectangular shape: bumpy, striated, and smooth. Use it to give the gums, palate, cheeks, tongue, and lips various sensory inputs. During oral motor therapy, it can also be employed to offer specific tactile cues.

Product Information:

- Proudly designed, manufactured in India by GM's SpeechGears.
- The topmost quality food-grade material from Japan are handpicked to make the Uni-Tip.
- Uni-Tip is made of food-grade polymers that are BPA, Phthalates, Latex, PVC, Silicone and heavy metal-free, US FDA compliant, RoHS compliant.
- Uni-Tip is a one-of-a-kind oral motor instrument for speech and feeding treatment.

- The therapeutic Uni-Tip is designed for children aged 3 and above.
- Which stimulates the gums, palate, lips, and cheeks by tapping, stroking, and applying moderate pressure.
- Uni-Tip can be used with V-Pen, a vibratory oral motor tool that can aid in speech, feeding, and sensory difficulties.



Oro-Tube™
ORAL SENSORY MOTOR TOOLS

An Oral sensory Motor tool that helps in:

- Improves the tone, strength & endurance of oral musculature.
- Improves biting and chewing skills.
- Feeding development and speech clarity.
- Reduces vocal stimming by using as an oral fidget.
- Reduces biting and chewing tendency of non-edible things, thumb, hand, forearms & fingers etc.
- Reduces irritation due to developing teeth.

Guide to use OroTube: 📖

Hold the T side of the Oro-Tube and insert the opposite side into the champ's mouth. Make your champ chew the Oro-Tube on the left and right side of the mouth (10 seconds on each side). You can also purchase two Oro-Tubes, which can be used on the left and right sides of the mouth individually to enhance your champ's chewing and biting skills.

Maintenance & Cleaning: ✨


Before using the Oro-Tube for the first time, consider washing it. Scrub well with water and light soap. Cleaning

Oro-Tube with potable Lukewarm water is recommended from time to time.

Product Information:

- Proudly designed, manufactured in India by Gm's SpeechGears.
- The topmost quality food-grade material from Japan are handpicked to make the Oro-Tube.
- Oro-Tube is made of medical-grade polymers that are BPA, Phthalates, Latex, PVC, Silicone and heavy metal-free, US FDA compliant, RoHS compliant.
- The Oro-Tube is a new generation of oral motor devices that provide a resilient and chewable surface for practicing biting and chewing skills without consuming food.
- Oro-Tubes works as a safe and effective tool for children and adults to build biting and chewing skills.
- Oro-Tubes has been designed to use for "Oral Motor Skilling" and provides oral sensory input and help, starting and shutting the jaw – to produce an action for feeding and speaking, also strengthening the muscle's mature biting function.
- Patent pending

Sensory-Bite™
ORAL SENSORY MOTOR TOOLS



Sensory-Bite is an innovative sensory tool that helps in:

- Improves the tone, strength and endurance of oral musculature.
- Improves tactile issues
- Reduces drooling

Guide to use Sensory-Bite: 📱

Bite the Sensory-Bite between the molars and slowly remove it out of the mouth while retaining it. Give the child oral stimulation to keep him/her entertained. Allow the child to munch on Sensory-Bite at his/her own pace while enjoying the tool.

Maintenance & Cleaning: ✨

Before using the Sensory-Bite for the first time, consider washing it. Scrub well with water and light soap. Cleaning Sensory-Bite

with lukewarm potable water is recommended from time to time.


Product Information:

- Proudly designed, manufactured in India by GM's SpeechGears.
- The topmost quality food-grade material from Germany are handpicked to make the Sensory-Bite.
- Sensory-Bite is made of food-grade polymers that are BPA, Phthalates, Latex, PVC, Silicone and heavy metal-free, US FDA compliant, RoHS compliant.
- Sensory-Bite is a cutting-edge oral motor tool that provides a durable, non-food chewable surface for training biting and chewing abilities.
- Users who are learning their first oral motor skills or rehabbing their jaw, benefit from this product.

Pre-cautions: ⚠

- This product is not meant to be used as a toy.
- Children aged three and up are recommended to use this product.
- It is vital to have adult supervision.
- Do not boil the product, will cause damage.
- When dots started plucking, discard the Sensory-Bite

Hickey™
ORAL SENSORY MOTOR TOOLS



Hickey is an innovative sensory tool that helps in:

- Aids in tactile sensations
- Reduces irritation due to developing teeth
- Strengthen jaw points
- Opening of the mouth

Guide to use Hickey: 📖

Child can hang it on his/her neck with help of thread in form of fashionable pendant. Child bites the hickey as per his/her needs. Hickey is a perfect tool to exercise the children, opening and closing of the mouth.

Maintenance & Cleaning: ✨

Before using the Hickey for the first time, consider washing it. Scrub well with water and light soap. Cleaning Hickey with lukewarm water is recommended from time to time.

Product Information:

- Proudly designed, manufactured in India by GM's SpeechGears.
- The topmost quality food-grade material from Germany are handpicked to make the Hickey.
- Hickey is made of food-grade polymers that are BPA, Phthalates, Latex, PVC, Silicone and heavy metal-free, US FDA compliant, RoHS compliant.
- Hickey is a cutting-edge oral motor tool that provides a durable, non-food chewable surface for training biting and chewing abilities.
- Hickey's big dot and small dots provide tactile inputs.
- It is used for opening of the upper and lower jaw.

Pre-cautions: ⚠️

- This product is not meant to be used as a toy.
- Children aged three and up are recommended to use this product.
- It is vital to have adult supervision.
- Do not boil the product, will cause damage.



TT-LR™ & TT-UD™
SPEECH TOOLS

TT-LR & TT-UD

- Improves oral motor skills
- Specially designed to promote tongue elevation and lateralization.

Guide to use TT-LR & TT-UD 📖

Use it to navigate the tongue from side to side to establish the concept of tongue lateralization or up and down for tongue elevation. Simply place the cuff over the side of the tongue and use it to guide the tongue to the opposite side for lateralization. Place it over the front of the tongue and guide it upwards for elevation.

Maintenance & Cleaning: ✨

Before using the TT-LR & TT-UD for the first time, consider washing it. Scrub well with water and light soap. Cleaning TT-LR & TT-UD with lukewarm water is recommended from time to time.

Product Information:

- Proudly designed, manufactured in India by GM's SpeechGears.
- The topmost quality food-grade material from USA are handpicked to make the TT-LR & TT-UD.
- TT-LR & TT-UD is made of food-grade polymers that are BPA, Phthalates, Latex, PVC, and heavy metal-free, US FDA compliant and RoHS compliant.
- The TT-LR & TT-UD is an oral motor aid that improves lateral & elevation tongue movement.
- It can be used to move the tongue from side to side to demonstrate tongue lateralization or up and down to demonstrate tongue elevation.
- Patent pending.

Pre-cautions: ⚠️

- This product is not meant to be used as a toy.
- Children aged three and up are recommended to use this product.
- It is vital to have adult supervision.
- Do not boil, will cause damage.

Tongue-Steer™
SPEECH TOOLS



Tongue-Steer

- Improves tongue movement
- maneuvering the tongue to the level where child finds difficulty in

Guide to use Tongue-Twister: 🗣️

Use it to navigate the tongue from side to side to establish the concept of tongue lateralization or up and down for tongue elevation. Simply place the cuff over the side of the tongue and use it to guide the tongue to the opposite side for lateralization. Place it over the front of the tongue and guide it upwards for elevation.

Maintenance & Cleaning: ✨

Before using the Tongue-steer for the first time, consider washing it. Scrub well with water and light soap. Cleaning Tongue-steer with potable Lukewarm water is recommended from time to time.

Product Information:

- Proudly designed, manufactured in India by GM's SpeechGears.
- The topmost quality food-grade material from USA is handpicked to make the Tongue-Steer.
- Tongue-Steer is made of food-grade polymers that are BPA, Phthalates, Latex, PVC, Silicone and heavy metal-free, US FDA compliant, RoHS compliant.
- The Tongue-Steer is an oral motor aid that improves lateral and vertical tongue movement.



Battery

V-Pen Specialty Battery

V-Pen specialty battery is a alkaline battery which is anti leakage, lead and mercury free and long lasting.

- Anti Leakage
- Mercury Free
- Lead Free
- Long Lasting

Guide to use Battery 📖

The Battery should not be removed from the V-Pen. Ever it is released while sanitizing the V-Pen, First, insert the motor with motor spring followed by Battery and switch spring. The Battery's negative (flat) side should direct towards the motor.

Product Information:

- Proudly designed in India by SpeechGears.
- Its AAAA alkaline battery.

Pre-cautions for using V-Pen Specialty Battery: ⚠️

- Adult supervision is required to use V-Pen.specialty battery
- The child should not eat or insert the battery into the mouth. If it happens, an immediate doctor's consultation is required.
- Battery is not required to be cleaned or sanitised.
- Battery should not be immersed into water or liquid, else it will be discharge immidiately.

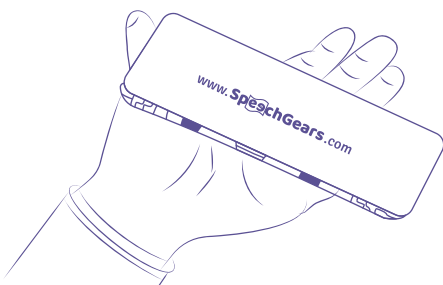


User Instructions

How to open

Tactile kit & Speech Kit Box

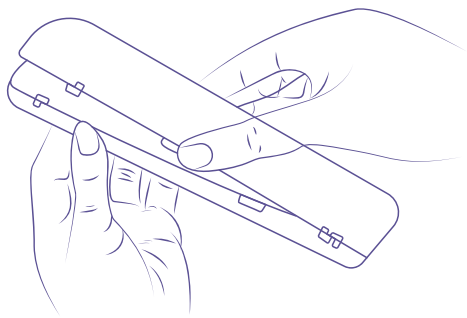
Step : 1 Put the mini case on palm of the dominant hand.



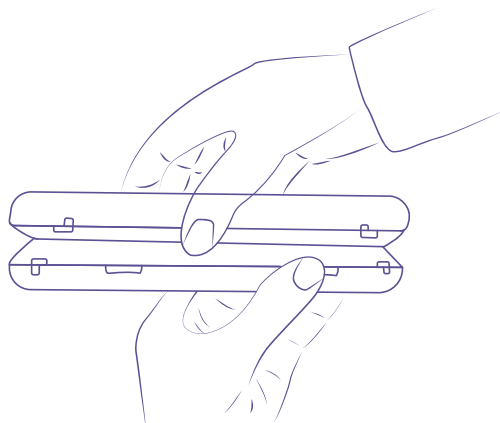
Step : 2 Hold the lower clutch onto thumb of the dominant hand and middle upper clutch onto thumb of other hand and pull it upward.



Step : 3 Then move the thumb of the dominant hand for next lower clutch keeping intact upper clutch and then pull the upper case to open the box, and you are all set to use the product.



Step : 4 Know you are all set to use the product.

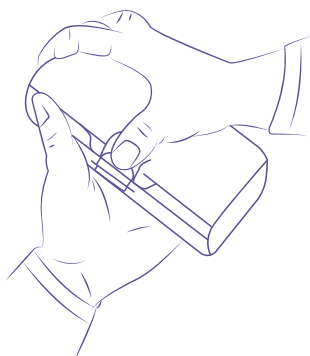


How to open Special Kit Box

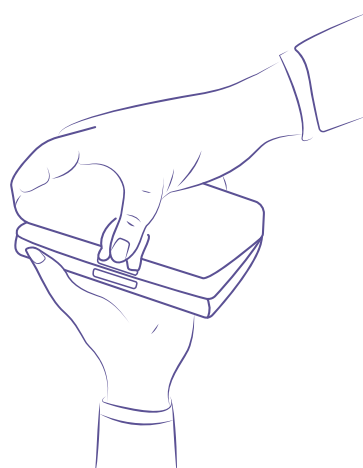
Step : 1 Put the big case onto palm of the dominant hand.



Step : 2 Press the lock gently while pulling the upper case of the box and you are ready to use the product.



Step : 3 Know you are all set to use the product.





WHAT OUR CLIENT SAYS?



When it comes to improving my daughter's overall quality of life, only one thing comes to mind: exercise with therapeutic toys from SpeechGears. I purchased V-Pen and Uni-Tip for my twins, and they came out so much effective that I had to buy one more. I'm just amazed to see the results of these amazing tools, and they are showing incredible results with the boys.

**MRS KRITI KHANNA ,
NEW DELHI SPECIAL MOTHER**

CONTACT US :

GM's Speechgears Pvt. Ltd.

info@speechgears.com

+91 9899097256

First Floor,A-77, Sector 65, Noida, Uttar Pradesh-201301

www.speechgears.com

