



Performance Products



228 S Fifth Ave. City Of Industry, CA 91746 Phone: 626.333.5555 Email: Shop@AAApistons.com

2016

Volkswagen
Porsche
Toyota
Parts

We Design it.

AA Performance is constantly thriving for innovation in the air cooled market. Our team of top engineers set the highest standards for every product with the AA Performance logo.



We Inspect it.

Our quality insurance team inspects each product before leaving our warehouse, we care about our customers and want you to buy with confidence and knowing AA Performance means 100% satisfaction.



We Carry it.

We now carry the entire turnkey engine for VW Type 1, and we are one of the largest global sources for VW Type 4 and early Porsche. Our goal is to continue to expand our product line and established the best one-stop shop.



We got you covered.

AA Performance Products sales team has over 100 combined years of experience and here you aren't just getting an order-taker but a knowledgeable representative who can answer any question or concerns you may have. We continue to be an active sponsor for major VW and Porsche events all over the world.

Table of contents

Page 1.....	Piston & Liner Kits - VW Type 1 / 2 / Waterboxer
Page 2.....	Piston & Liner Kits - Type 4 & Porsche
Page 3.....	CrankShafts - Type 1
Page 4.....	CrankShafts - Type 4 & Porsche
Page 5.....	Connecting Rods
Page 6.....	ARP Bolts - FlyWheels - Gland Nuts & Washers
Page 7.....	Cylinder Sets - VW Type 1 / 2 / Waterboxer
Page 8.....	Heads - Type 1
Page 9.....	Heads - Type 4 - WaterBoxer - Porche 914
Page 10.....	Cases & Accessories
Page 11.....	Cam Gears - Lifters - Rockers
Page 12.....	Camshafts
Page 13.....	Engine Accessories
Page 14.....	Engine Tin
Page 15.....	Manifolds - Linkage Kits- Air Cleaners - Stacks
Page 16.....	Carburetors & Carburetor Kits
Page 17.....	Gas Tanks & Fuel Pumps
Page 18.....	Carburetor Jet's & Emulsion Tubes
Page 19.....	Electrical
Page 20.....	Oil Pumps - Oil Coolers - Fans
Page 21.....	Clutches
Page 22.....	Engine Bearings
Page 23.....	Wheels & Hub Caps
Page 24.....	Exterior Accessories
Page 25.....	Thing Fanshroud
Page 26.....	Engine Tin - Type 1
Page 27.....	Engine Aecessories
Page 28.....	Carburetors / Stacks / Manifolds / Linkage / Air Cleaners
Page 29.....	Carburetor Kits
Page 30.....	Main / Idel / Air Jets & Emulsion Tubes
Page 31.....	Fuel Pump & Fuel Tanks
Page 32.....	Electrical
Page 33.....	Electrical
Page 34.....	Exhaust Systems
Page 35.....	Clutch - Stock & Performance Discs & Covers
Page 36.....	Wheels & Suspension
Page 37.....	Exterior Accessories
Page 38.....	Gaskets / Push Rods / Crank Parts
Page 39.....	Oil Pumps / Oil Coolers / Engine Stand
Page 40.....	Toyota 22R/E - Piston Kits / Rod Sets / Ring Sets
Page 41.....	Toyota 22R/E - Heads / Cams / Carburetors
Page 42.....	Contact Us.

Piston & Liner Kits - VW Type 1 / 2 / Waterboxer



AA P/N	VW Type 1 Hypereutectic Piston & Liner Kits	
VW7700T36	77mm	1200cc 36HP
VW7700T40	77mm	1200cc 40HP
VW7700T40E	77x64mm	1200cc Late Model European 40HP
VW8000T36	80x64mm	1286cc 36HP Big Bore Kit
VW8300T40	83x64mm	1384cc 40HP Big Bore Kit
VW8550T1	85.5x69mm	1600cc
VW8550T1S	85.5x82mm	1882cc
VW8700T1	87x69mm	1641cc
VW8800T1	88x69mm	1700cc Slip-in
VW8800T1K	88x69mm	1700cc Machine-in (85.5 Case 90.5 Head)
VW9050T1	90.5x69mm	1776cc
VW9050T1S	90.5x82mm	2110cc
VW9200T1	92x69mm	1835cc
VW9200T1S	92x82mm	2180cc
VW9200T1M	92x69mm	Thick Wall Fits 94mm Head & Case
VW9200T1MS	92x82mm	Thick Wall Fits 94mm Head & Case
VW9200T1K	92x69	Thick Wall Kit Fits 94mm Head 90.5mm Case
VW9200T1KS	92x82	Thick Wall Kit Fits 94mm Head 90.5mm Case
VW9400T1	94x69mm	1915cc
VW9400T1S	94x82mm	2276cc

AA P/N	VW Type 1 Forged Piston & Liner Kits
VW9200T1SF	92x82mm AA Forged Piston & Liner Kit
VW9200T1MSF	92x82mm AA Forged Piston Kit, 94 Case & Head
VW9200T1KSF	92x82mm AA Forged Piston Kit, 92 Case, 94 Head
VW9400T1SF	94x82mm AA Forged Piston & Liner Kit
VW9400T1SLF	94x82mm AA Forged Piston Kit W/ Long Cylinder
VW9400T1SJE	94x82mm Forged JE P&L Kit W/ Standard Cylinders
VW9400T1SLJE	94x82mm Forged JE P&L Kit W/ Long Cylinder
VW9400T1SRJE	94x82mm Forged JE P&L Drag Race Kit W/ STD liners
VW9400T1SRLJE	94x82mm Forged JE P&L Drag Race Kit W/ Long Cylinder
VW101T1S JE	101.60mm JE Forged Piston & Liner Kit



AA P/N	VW WaterBoxer Piston & Liner Kits
VW94WB1900	VW 94mm WaterBoxer 1900
VW94WB2100	VW 94mm WaterBoxer 2100
VW955WB2000	VW 95.5mm WaterBoxer 1900cc Big Bore Kit
VW955WB2200	VW 95.5mm WaterBoxer 2100cc Big Bore Kit
VW94WB2100 JE	VW 94mm JE Forged WaterBoxer Kit 2.1L



Piston & Liner Kits - Type 4 & Porsche 914/912/911/356

AA P/N	Porsche 914, Type 4 Hypereutectic Piston & Liner Kits
VW9000T4F	90x66 mm 1700cc Flat Top
VW9300T4	93x66 mm 1800cc
VW9400T4	94x71mm 2000cc
VW9400T4E	94x71mm 2000cc Flat top Piston
VW9600T4S66	96x66mm For 1.7 & 1.8 Crank & Rods
VW9600T4S71	96x71mm For 2.0 Crank & Rods
VW9600T4B66	96mm For 1.7 / 1.8 Aluminum Biral P&C Kit
VW9600T4B71	96mm For 2.0 Aluminum Biral P&C Kit
VW103T4S71	103x71mm Machine-in
VW104T4S71	104x71mm Machine-in



AA P/N	Porsche 914, Type 4 Forged Piston & Liner Kits
VW9600T4 JE	96mm 2.0 P&C Kit w/JE Forged Piston
VW9600T4S JE	96mm Stroker P&C Kit w/JE Forged Piston
VW9600T4B JE	96mm Aluminum Biral P&C Kit w/JE Forged Piston
VW9800T4B JE	98mm Machine-in Aluminum Biral w/JE Forged Piston
VW103T4 JE	103mm Machine-in P&C Kit JE Forged Piston 24mm Pin
VW104T4 JE	104mm Machine-in P&C Kit JE Forged Piston 24mm Pin
VW105T4 JE	105mm Machine-in P&C Kit JE Forged Piston 24mm Pin
VW103T4S JE	103mm P&C Kit w/JE Forged Piston 22mm Pin Stroker
VW104T4S JE	104mm P&C Kit w/JE Forged Piston 22mm Pin Stroker
VW105T4S JE	105mm P&C Kit w/JE Forged Piston 22mm Pin Stroker

AA P/N	Porsche 356/912/911 Piston & Cylinder Kits
008 11 80S	Porsche 356 Early 80mm 1500 cc 22mm Pin
008 11 80S JE	Porsche 356 W/JE Piston kit, 80mm 1300 cc 20mm Pin
008 11 86PA	Porsche 356 A & B big bore kit, 86mm Performance Piston
008 11 86PE	Porsche 356 A & B big bore kit, 86mm with Biral Cylinder
008 11 86PS	Porsche 356 C, big bore kit, 86mm Performance Piston
008 11 86PB	Porsche 356 C, big bore kit 86mm with Biral Cylinder
008 11 82P JE	Porsche 356 big bore kit, 82.5mm JE forged piston 11:1 Biral
008 11 83C JE	Porsche 356 big bore kit, 83.5mm JE forged piston 9.5:1 Biral
008 11 83P JE	Porsche 356 big bore kit, 83.5mm JE forged piston 11:1 Biral
008 11 86A JE	Porsche 356 A & B kit, 86mm JE forged piston 9.5:1
008 11 86B JE	Porsche 356 A & B, 86mm JE forged piston 9.5:1 Biral
008 11 86C JE	Porsche 356 big bore kit, 86mm JE forged piston 9.5:1
008 11 86P JE	Porsche 356 big bore kit, 86mm JE forged piston 9.5:1 Biral
008 11 86P CP	Porsche 356 big bore kit, 86mm CP forged piston 9.5:1 Biral
008 911 84E	Porsche 911S 2.2/2.4 P&C kit, C/R 8.5:1/9.1:1
008 911 84S	Porsche 911S 2.2/2.4 P&C kit, C/R 9.1:1/9.7:1
008 911 86S	Porsche 911S 2.2/2.4 P&C kit, C/R 9.5:1/10.7:1
008 911 81S JE	Porsche 911S 2.0L 81mm JE P&C kit, C/R 9.5:1
008 911 82S JE	Porsche 911S 2.0L 82.5mm JE P&C kit C/R 9.5:1
008 911 84S JE	Porsche 911S 2.2/2.4L 84mm JE P&C kit C/R 10.1:1/10.6:1
008 911 86E JE	Porsche 911S 2.2/2.4L 86mm JE P&C kit C/R 9.2:1/9.5:1
008 911 86S JE	Porsche 911S 2.2/2.4L 86mm JE P&C kit C/R 10.5:1/11.2:1
008 911 86S CP	Porsche 911S 2.2/2.4L 86mm CP P&C kit C/R 9.5:1/10.7:1
008 911 90E JE	Porsche 911S 2.7L 90mm JE P&C kit C/R 9.5:1 Cast Iron liner
008 911 90S JE	Porsche 911S 2.7L 90mm JE P&C kit C/R 10.5:1 Cast Iron liner
008 911 92E JE	Porsche 911S 2.7L 92mm JE P&C kit C/R 9.5:1 Cast Iron liner
008 911 92S JE	Porsche 911S 2.7L 92mm JE P&C kit C/R 10.5:1 Cast Iron liner



Crankshaft - Type 1



Forged 4140

AA P/N	VW Type 1 4140 Forged Crankshafts
002 4169VW	4140 Forged Crankshaft - 69mm Stroke - VW Journal
002 4174VW	4140 Forged Crankshaft - 74mm Stroke - VW Journal
002 4176VW	4140 Forged Crankshaft - 76mm Stroke - VW Journal
002 4178VW	4140 Forged Crankshaft - 78mm Stroke - VW Journal
002 4180VW	4140 Forged Crankshaft - 80mm Stroke - VW Journal
002 4182VW	4140 Forged Crankshaft - 82mm Stroke - VW Journal
002 4176C	4140 Forged Crankshaft - 76mm Stroke - Chevy Journal
002 4178C	4140 Forged Crankshaft - 78mm Stroke - Chevy Journal
002 4182C	4140 Forged Crankshaft - 82mm Stroke - Chevy Journal

Cast Crank

AA P/N	VW Type 1 Cast Crankshafts
043 105 101C	Stock 69mm Crank VW Journal
002 4069VW	Cast Counterweight Crankshaft - 69mm Stroke -VW Journal
002 4074VW	Cast Counterweight Crankshaft - 74mm Stroke -VW Journal



Forged 4340



AA P/N	VW Type 1 4340 Forged Crankshafts
003 4374VW	4340 Super Race Crankshaft - 74mm Stroke - VW Journal
003 4376VW	4340 Super Race Crankshaft - 76mm Stroke - VW Journal
003 4378VW	4340 Super Race Crankshaft - 78mm Stroke - VW Journal
003 4380VW	4340 Super Race Crankshaft - 80mm Stroke - VW Journal
003 4382VW	4340 Super Race Crankshaft - 82mm Stroke - VW Journal
003 4384VW	4340 Super Race Crankshaft - 84mm Stroke - VW Journal
003 4374C	4340 Super Race Crankshaft - 74mm Stroke - Chevy Journal
003 4376C	4340 Super Race Crankshaft - 76mm Stroke - Chevy Journal
003 4378C	4340 Super Race Crankshaft - 78mm Stroke - Chevy Journal
003 4380C	4340 Super Race Crankshaft - 80mm Stroke - Chevy Journal
003 4382C	4340 Super Race Crankshaft - 82mm Stroke - Chevy Journal
003 4384C	4340 Super Race Crankshaft- 84mm Stroke - Chevy Journal
003 4386C	4340 Super Race Crankshaft- 86mm Stroke - Chevy Journal

Flanged 4340 Crank

AA P/N	VW Type 1 Flanged Racing Crankshafts
003 4380FF	4340 Flanged Crankshaft - 80mm Stroke - Chevy Journal
003 4382FF	4340 Flanged Crankshaft - 82mm Stroke - Chevy Journal
003 4384FF	4340 Flanged Crankshaft- 84mm Stroke - Chevy Journal
003 4386FF	4340 Flanged Crankshaft- 86mm Stroke - Chevy Journal
003 4388FF	4340 Flanged Crankshaft- 88mm Stroke - Chevy Journal
003 4382FB	4340 Billet Flanged Crankshaft 82mm Stroke- Chevy Journal
003 4384FB	4340 Billet Flanged Crankshaft 84mm Stroke- Chevy Journal
003 4386FB	4340 Billet Flanged Crankshaft 86mm Stroke- Chevy Journal
003 4388FB	4340 Billet Flanged Crankshaft 88mm Stroke- Chevy Journal



Crankshaft - Type 4 & Porsche 914/912/356

4340 Forged

AA P/N	914/Type IV 4340 Forged Crankshafts
004 4371	Type IV Crankshaft 71mm Stroke 2.0 Journal
004 4376	Type IV Crankshaft 76mm Stroke 2.0 Journal
004 4378	Type IV Crankshaft 78mm Stroke 2.0 Journal
004 4380	Type IV Crankshaft 80mm Stroke 2.0 Journal
004 4382	Type IV Crankshaft 82mm Stroke 2.0 Journal
004 4384	Type IV Crankshaft 84mm Stroke 2.0 Journal
004 4386	Type IV Crankshaft 86mm Stroke 2.0 Journal
004 4378VW	Type IV Crankshaft 78mm Stroke VW Journal
004 4382VW	Type IV Crankshaft 82mm Stroke VW Journal
004 4378C	Type IV Crankshaft 78mm Stroke Chevy Journal
004 4380C	Type IV Crankshaft 80mm Stroke Chevy Journal
004 4382C	Type IV Crankshaft 82mm Stroke Chevy Journal
004 4384C	Type IV Crankshaft 84mm Stroke Chevy Journal
004 4386C	Type IV Crankshaft 86mm Stroke Chevy Journal



356/912 Forged 4340

AA P/N	Porsche 356/912 Crankshaft
008 4001 S74	Porsche 356/912 Crankshaft 4340 Chromoly Forged
008 4001 S74B	Porsche 356/912 Crankshaft 4340 Chromoly Billet



Connecting Rods



AA P/N	VW Type 1 Stock Connecting Rods
311 105 401B	5.394" Stock Replacement VW Rod Set



AA P/N	VW Type 1 I Beam Connecting Rods
131 4152VW	5.325" Forged Chromoly I Beam Rod Set VW Journal
131 4153VW	5.394" Forged Chromoly I Beam Rod Set VW Journal
131 4154VW	5.4" Forged Chromoly I Beam Rod Set VW Journal
131 4155VW	5.5" Forged Chromoly I Beam Rod Set VW Journal
131 4153C	5.394" Forged Chromoly I Beam Rod Set Chevy Journal
131 4154C	5.4" Forged Chromoly I Beam Rod Set Chevy Journal
131 4155C	5.5" Forged Chromoly I Beam Rod Set Chevy Journal



AA P/N	VW Type 1 H Beam Connecting Rods 5/16 Bolts
H-4353VW	5.394" Forged Chromoly "H" Beam Rod VW Journal
H-4354VW	5.4" Forged Chromoly "H" Beam Rod VW Journal
H-4355VW	5.5" Forged Chromoly "H" Beam Rod VW Journal
H-4356VW	5.6" Forged Chromoly "H" Beam Rod VW Journal
H-4354C	5.4" Forged Chromoly "H" Beam Rod Chevy Journal
H-4355C	5.5" Forged Chromoly "H" Beam Rod Chevy Journal
H-4356C	5.6" Forged Chromoly "H" Beam Rod Chevy Journal
H-4357C	5.7" Forged Chromoly "H" Beam Rod Chevy Journal
H-4353VW-ARP	5.394" Forged Chromoly "H" Beam, VW Journal ARP Bolts
H-4354VW-ARP	5.4" Forged Chromoly "H" Beam, VW Journal, ARP Bolts
H-4355VW-ARP	5.5" Forged Chromoly "H" Beam, VW Journal, ARP Bolts
H-4356VW-ARP	5.6" Forged Chromoly "H" Beam, VW Journal, ARP Bolts
H-4354C-ARP	5.4" Forged Chromoly "H" Beam, Chevy, ARP Bolts
H-4355C-ARP	5.5" Forged Chromoly "H" Beam, Chevy, ARP Bolts
H-4356C-ARP	5.6" Forged Chromoly "H" Beam, Chevy, ARP Bolts
H-4357C-ARP	5.7" Forged Chromoly "H" Beam, Chevy, ARP Bolts

AA P/N	VW Type 1 H Beam Connecting Rods 3/8 Bolts
H-4351VW	5.110" Forged Chromoly 36 HP "H" Beam Rod
H-4351VW-B	5.110" Forged Chromoly 36 HP "H" Beam Rod 20mm Pin
H-4354VW-3	5.4" Forged Chromoly "H" Beam Rod VW Journal
H-4355VW-3	5.5" Forged Chromoly "H" Beam Rod VW Journal
H-4355C-3	5.5" Forged Chromoly "H" Beam Rod Chevy Journal
H-4351VW-ARP	5.110" Forged Chromoly 36 HP "H" Beam Rod ARP Bolts
H-4351VW-B-ARP	5.110" Chromoly 36 HP "H" Beam Rod ARP Bolts 20mm Pin
H-4354VW-ARP-3	5.4" Forged Chromoly "H" Beam, VW Journal, ARP Bolts
H-4355VW-ARP-3	5.5" Forged Chromoly "H" Beam, VW Journal, ARP Bolts
H-4355C-ARP-3	5.5" Forged Chromoly "H" Beam, Chevy, ARP Bolts



AA P/N	914/Type IV Connecting Rod
004 5158H	5.158" Chromoly "H" Beam Rod 2.0 Journal 24mm Pin
004 5325H	5.325" Chromoly "H" Beam Rod 2.0 Journal 22mm Pin
004 5500H	5.500" Chromoly "H" Beam Rod 2.0 Journal 22mm Pin
004 5700H	5.700" Chromoly "H" Beam Rod 2.0 Journal 22mm Pin
004 5158H-ARP	5.158" Chromoly "H" Beam 2.0, 24mm Pin, ARP Bolts
004 5325H-ARP	5.325" Chromoly "H" Beam 2.0, 22mm Pin, ARP Bolts
004 5500H-ARP	5.500" Chromoly "H" Beam 2.0, 22mm Pin, ARP Bolts
004 5700H-ARP	5.700" Chromoly "H" Beam 2.0, 22mm Pin, ARP Bolts
AA P/N	Porsche 356/912 Connecting Rod
008 5352H-ARP	5.352" Chromoly "H" Beam 356/912 1/4" ARP 625 Bolts

ARP Bolts - Flywheels - Gland Nuts & Washers

ARP Bolts

AA P/N	ARP Rod Bolts
AR 20516	ARP 2000, Rod Bolt Size, 1.5" x 5/16"
AR 20380	ARP 2000, Rod Bolt Size, 1.5" x 3/8"
AR 62140	ARP 625, Rod Bolt Size, 1.4" x 1/4"
AR 10680	ARP Pro Flanged Crank Bolt EA



Flywheels

AA P/N	Porsche and VW Flywheel
311 105 273A	VW 200mm Cast Stock 4 Dowel Flywheel Type 1
311 105 273AL	VW 200mm Cast Light Weight 8 Dowel Flywheel Type 1
131 200FW12V	VW 200mm Forged Light Weight Flywheel Type 1
131 200FW12VF	VW 200mm Flanged 6 bolt Flywheel
004 200FW	VW Type IV 200mm Forged Light Weight Flywheel
004 215FW	VW Type IV 215mm Forged Light Weight Flywheel
008 215FW	VW Porsche 914 215mm Forged Flywheel
008 180FW	Porsche 356 Custom 180mm Flywheel
008 200FWV	Porsche 356 Custom 200mm Flywheel VW Clutch
008 200FW	Porsche 356 Custom 200mm Flywheel
008 200FW912	Porsche 912 Custom 200mm Flywheel
008 200F12VW	Porsche 356/912 Custom 200mm Flywheel 12V VW Clutch



Gland Nuts & Washer

AA P/N	Chromoly Gland Nut & washer's
031 2236	36mm Chromoly Gland Nut & washer
031 2242	42mm Chromoly Gland Nut & washer Racing
031 2244	44mm Chromoly Gland Nut & washer Racing
008 2236	Porsche 356/912 Chromoly 36mm Gland nut & washer



Cylinder Sets - VW Type 1 / 2 / Waterboxer

AA P/N	VW Type 1 Liner Kits
VW7700T36L	77mm 36HP Cylinder set of 4
VW7700T40L	77mm 40HP Cylinder set of 4
VW7700T40EL	77mm 40HP Cylinder set of 4 Late Model European 40HP
VW8000T36L	80mm 36HP Big Bore Cylinder set of 4
VW8300T40L	83mm 40HP Big Bore Cylinder set of 4
VW8550T1L	85.5mm Cylinder set of 4
VW8700T1L	87mm Cylinder set of 4
VW8800T1L	88mm Cylinder set of 4 Slip-in
VW8800T1KL	88mm Cylinder set of 4 Machine-in 90.5 Head/85.5 Case
VW9050T1L	90.5 mm Cylinder set of 4
VW9200T1L	92mm Cylinder set of 4
VW9200T1ML	92mm Thick Wall Cylinder Set 94mm Head/94mm Case
VW9200T1KL	92mm Thick Wall Cylinder Set 94mm Head/90.5mm Case
VW9400T1L	94 Cylinder set of 4
VW9400T1SL	94mm Racing Long Cylinder Set
VW9400T1KL	94mm Racing Long Thick Wall Cylinder Set
VW101T1L	101.6mm Racing Cylinder Set Custom Honed to Fit Piston



AA P/N	VW WaterBoxer Liner Kits
VW94WBL	VW 94mm Water Cooled 1900/2100
VW95WBL	VW 95.5mm Water Box 2000/2200



Cylinder Sets - Type 4 & Porsche

AA P/N	Porsche 914, Type 4 Cylinder Kits
VW9000T4L	90mm 1700cc Cast Iron Cylinder Set
VW9300T4L	93mm 1800cc Cast Iron Cylinder Set
VW9400T4L	94mm For 2.0 Cast Iron Cylinder Set
VW9600T4L	96mm For 2.0 Cast Iron Cylinder Set
VW9600T4BL	96mm For 2.0 Aluminum Biral Cylinder Set
VW9800T4BL	98mm Machine-in Aluminum Biral Cylinder Set
VW103T4L	103mm Machine-in Cast Iron Cylinder Set
VW104T4L	104mm Machine-in Cast Iron Cylinder Set
VW105T4L	105mm Machine-in Cast Iron Cylinder Set
VW103T4SL	103mm Machine-in Long Cast Iron Cylinder Set
VW104T4SL	104mm Machine-in Long Cast Iron Cylinder Set
VW105T4SL	105mm Machine-in Long Cast Iron Cylinder Set



AA P/N	Porsche 356/912/911 Cylinder Kits
008 11 80L	Porsche 356 80mm Cast Cylinder Set
008 11 82BL	Porsche 356 82.5mm Biral Cylinder Set
008 11 83BL	Porsche 356 83.5mm Biral Cylinder Set
008 11 84BL	Porsche 356 84.5mm Biral Cylinder Set
008 11 86SL	Porsche 356 86mm Cast Cylinder Set
008 11 86BL	Porsche 356 86mm Biral Cylinder Set
008 911 81BL	Porsche 911 81mm 2.0 Biral Cylinder Set
008 911 82SL	Porsche 911 82.5mm 2.0 Cast Iron Cylinder Set
008 911 82BL	Porsche 911 82.5mm 2.0 Biral Cylinder Set
008 911 84BL	Porsche 911 84mm 2.2/2.4 Biral Cylinder Set
008 911 86BL	Porsche 911 86mm 2.2/2.4 Biral Cylinder Set
008 911 90L	Porsche 911 90mm 2.7L Cast Iron Cylinder Set
008 911 92L	Porsche 911 92mm 2.7L Cast Iron Cylinder Set



Piston Sets - Type 1 & Waterboxer



AA P/N	VW Type 1 Hypereutectic Piston Sets	
VW7700T36P	77mm	1200cc 36HP Piston Set of 4
VW7700T40P	77mm	1200cc 40HP Piston Set of 4
VW8000T36P	80x64mm	1200cc 36 Big Bore Piston Set of 4
VW8300T40P	83x64mm	1200cc 40 Big Bore Piston Set of 4
VW8550T1P	85.5x69mm	1600cc Piston Set of 4
VW8700T1P	87x69mm	1641cc Piston Set of 4
VW8800T1P	88x69mm	1700cc Piston Set of 4
VW9050T1P	90.5x69mm	1776cc Piston Set of 4
VW9050T1SP	90.5x82mm	2110cc Piston Set of 4
VW9200T1P	92x69mm	1835cc Piston Set of 4
VW9200T1SP	92x82mm	2180cc Piston Set of 4
VW9400T1P	94x69mm	1915cc Piston Set of 4
VW9400T1SP	94x82mm	2276cc Piston Set of 4



AA P/N	VW Type 1 Forged Piston Sets
VW9050T1SPF	90.5x82mm AA Forged Piston set of 4
VW9200T1SPF	92x82mm AA Forged Piston set of 4
VW9400T1SPF	94x82mm AA Forged Piston set of 4
VW9400T1SP JE	94x82mm JE Forged Piston set of 4
VW9400T1SRP JE	94x82mm JE Forged Piston set Drag Race With Pins and Race Rings
VW101T1P JE	101.6x82mm JE Forged Piston set of 4



AA P/N	VW WaterBoxer Piston Sets
VW94WB1900P	VW 94mm WaterBoxer 1.9 Piston Set
VW94WB2100P	VW 94mm WaterBoxer 2.1 Piston Set
VW955WB1900P	VW 95.5mm WaterBoxer 1.9 Big Bore Piston Set
VW955WB2100P	VW 95.5mm WaterBoxer 2.1 Big Bore Piston Set



Piston Sets - Type 4 & Porsche 914/912/911/356 A&B

AA P/N	Porsche 914, Type 4 Hypereutectic Pistons Sets	
VW9000T4FP	90x66 mm	Flat Top Piston Set
VW9300T4P	93x66 mm	Dished Piston Set
VW9400T4P	94x71mm	Dished Piston Set
VW9400T4EP	94x71mm	Flat top Piston Set
VW9600T4S66P	96x66mm	Flat top Piston Set
VW9600T4S71P	96x71mm	Flat top Piston Set
VW103T4S71P	103x71mm	Flat top Piston Set
VW104T4S71P	104x71mm	Flat top Piston Set



AA P/N	Porsche 914, Type 4 Forged Pistons Sets	
VW9600T4P JE	96mm	914, Type 4, JE Forged Piston 96X71
VW9600T4PS JE	96mm	914, Type 4, JE Forged Piston 96X82
VW9800T4P JE	98mm	914, Type 4, JE Forged Piston Any Stroke
VW103T4P JE	103mm	914, Type 4, JE Forged Piston Set 24mm Pin
VW104T4P JE	104mm	914, Type 4, JE Forged Piston Set 24mm Pin
VW105T4P JE	105mm	914, Type 4, JE Forged Piston Set 24mm Pin
VW103T4SP JE	103mm	914, Type 4, JE Forged Stroker Piston Set 22mm Pin
VW104T4SP JE	104mm	914, Type 4, JE Forged Stroker Piston Set 22mm Pin
VW105T4SP JE	105mm	914, Type 4, JE Forged Stroker Piston Set 22mm Pin

AA P/N	Porsche 911/356/912 Piston Sets
008 11 80P	Porsche 356 80mm 1500 cc 22mm Pin Piston Set
008 11 80JEP	Porsche 356 80mm 1300 cc 20mm Pin Forged JE piston set
008 11 82JEP	Porsche 356 82.5mm JE Forged piston Set 11:1
008 11 83JEP	Porsche 356 83.5mm JE Forged piston Set 11:1
008 11 86EP	Porsche 356 A&B 86mm Cast Piston Set
008 11 86SP	Porsche 356 C 86mm Cast Piston Set
008 11 86JEP	Porsche 356 86mm JE Forged Piston Set 9.5:1
008 911 84EP	Porsche 911S 2.2/2.4 Cast Piston Set, C/R 8.5:1/9.1:1
008 911 84SP	Porsche 911S 2.2/2.4 Cast Piston Set, C/R 9.1:1/9.7:1
008 911 86P	Porsche 911S 2.2/2.4 Cast Piston Set, C/R 9.5:1/10.7:1
008 911 81P JE	Porsche 911 81mm 2.0 JE Forged Piston C/R 8.5:1
008 911 82P JE	Porsche 911 82.5mm 2.0 JE Forged Piston Set 9.5:1
008 911 84P JE	Porsche 911 84mm 2.2/2.4 JE Forged Piston Set 10.1:1/10.6:1
008 911 86EP JE	Porsche 911 86mm 2.2/2.4 JE Forged Piston Set 9.2:1/9.5:1
008 911 86SP JE	Porsche 911 86mm 2.2/2.4 JE Forged Piston Set 10.5:1/11.2:1




Ring Sets

AA P/N	VW Type 1 Ring Sets	
VW7700T1RO	77mm Grant Piston Ring Set	2.0x2.0x4.0
VW7700T1R	77mm Grant Piston Ring Set	2.5x2.5x4.0
VW8300T1R	83mm Grant Piston Ring Set	2.0x2.0x4.0
VW8550T1R	85.5mm Grant Piston Ring Set	2.0x2.0x5.0
VW8700T1R	87mm Grant Piston Ring Set	2.0x2.0x5.0
VW8800T1R	88mm Grant Piston Ring Set	2.0x2.0x5.0
VW9050T1RO	90.5mm Grant Piston Ring Set	2.0x2.0x4.0
VW9050T1R	90.5mm Grant Piston Ring Set	1.5x2.0x4.0
VW9200T1RO	92mm Grant Piston Ring Set	2.0x2.0x4.0
VW9200T1R	92mm Grant Piston Ring Set	1.5x2.0x4.0
VW9400T1RO	94mm Grant Piston Ring Set	2.0x2.0x4.0
VW9400T1R	94mm Grant Piston Ring Set	1.5x2.0x4.0
AA P/N	VW Type 1 Chrome Top Performance Ring Sets	
VW8550T1RC	85.5mm Grant Piston Ring Set (Chrome Top)	2.0x2.0x5.0
VW8700T1RC	87mm Grant Piston Ring Set (Chrome Top)	2.0x2.0x5.0
VW8800T1RC	88mm Grant Piston Ring Set (Chrome Top)	2.0x2.0x5.0
VW9050T1RC	90.5mm Grant Piston Ring Set (Chrome Top)	1.5x2.0x4.0
VW9200T1RC	92 mm Grant Piston Ring Set (Chrome Top)	1.5x2.0x4.0
VW9400T1RC	94mm Grant Piston Ring Set (Chrome Top)	1.5x2.0x4.0
VW9400T1RJE	94mm Hasting Piston Ring Set (Chrome Top)	1.5x1.5x3.0
VW9400T1RSJE	94mm JE Piston Ring Set (Chrome Top)	1.0x1.2x2.8
VW101T1RH	101.6mm Hasting Piston Ring Set (Chrome Top)	1/16x1/16x3/16
AA P/N	VW WaterBoxer Ring Sets	
VW94WB19R	VW 94mm 1.9L Grant Piston Ring Set	1.75x2.0x4.0
VW94WB21R	VW 94mm 2.1L Hasting Piston Ring Set	1.75x2.0x3.5
VW955WB19R	VW 95.5mm 2.0L Hasting Piston Ring Set	1.75x2.0x4.0
VW955WB21R	VW 95.5mm 2.2L Hasting Piston Ring Set	1.75x2.0x3.5
AA P/N	Porsche 914, Type 4 Ring Sets	
VW9000T4R	90mm T4 Grant Piston Ring Set	2.0x2.0x5.0
VW9300T4R	93mm T4 Grant Piston Ring Set	2.0x2.0x5.0
VW9400T4R	94mm T4 Grant Piston Ring Set	1.75x2.0x4.0
VW9500T4R	95mm T4 Grant Piston Ring Set	1/16x1/16x3/16
VW9600T4S66R	96x66mm T4 Grant Piston Ring Set	1/16x1/16x3/16
VW9600T4S71R	96x71mm T4 Hasting Piston Ring Set	1/16x1/16x3/16
VW103T4R	103x71mm T4 Grant Piston Ring Set	1/16x1/16x3/16
VW103T4RH	103x71mm T4 Hasting Piston Ring Set	1/16x1/16x3/16
VW104T4R	104x71mm T4 Grant Piston Ring Set	1/16x1/16x3/16
AA P/N	Porsche 911/356/912 Ring Sets	
008 11 80R	Porsche 356 80mm Piston Ring Set	3.0x3.0x5.0
008 11 82R	Porsche 356 82.5mm Piston Ring Set	1.5x1.5x3.0
008 11 83R	Porsche 356 83.5mm Piston Ring Set	1.5x1.5x3.0
008 11 86R	Porsche 356/912 A,B, & C 86mm Piston Ring Set	2.0x2.0x2.0x5.0
008 11 86RJE	Porsche 356 86mm JE Piston Ring Set	1.5x1.5x3.0
008 911 81R	Porsche 911 81 2.0 Piston Ring Set	1.5x1.5x3.0
008 911 82R	Porsche 911 82.5mm 2.0 Piston Ring Set	1.5x1.5x3.0
008 911 84R	Porsche 911S 2.2/2.4 Piston Ring Set	1.5x1.5x4.0
008 911 86R	Porsche 911S 2.2/2.4 Piston Ring Set	1.5x1.5x4.0
008 911 80R	Porsche 1967-68 2.0L 911 Stock Ring Set	1.5x1.5x4.0
008 911 84ROS	Porsche 1969-74 2.2L 911 Stock Ring Set	1.5x1.5x4.0
008 911 84RLS	Porsche 1969-71 2.2L 911 Stock Ring Set	1.5x2.0x4.0
008 911 90RO	Porsche 1973-77 2.7L 911 Stock Ring Set	1.5x1.75x4.0



Cylinder & Head Shims




AA P/N	VW Type 1 & 2 40HP 77 & 83mm Cylinder Shims
CS 1200 10	77 & 83mm 40HP/1200cc Cylinder Shim .010 Thick "Each"
CS 1200 20	77 & 83mm 40HP/1200cc Cylinder Shim .020 Thick "Each"
CS 1200 30	77 & 83mm 40HP/1200cc Cylinder Shim .030 Thick "Each"
CS 1200 40	77 & 83mm 40HP/1200cc Cylinder Shim .040 Thick "Each"
CS 1200 60	77 & 83mm 40HP/1200cc Cylinder Shim .060 Thick "Each"
CS 1200 90	77 & 83mm 40HP/1200cc Cylinder Shim .090 Thick "Each"

AA P/N	VW Type 1 & 2, 85.5, 87, & 88mm Cylinder Shims
CS 1600 10	85.5, 87, & 88mm Cylinder Shim .010 Thick "Each"
CS 1600 20	85.5, 87, & 88mm Cylinder Shim .020 Thick "Each"
CS 1600 30	85.5, 87, & 88mm Cylinder Shim .030 Thick "Each"
CS 1600 40	85.5, 87, & 88mm Cylinder Shim .040 Thick "Each"
CS 1600 60	85.5, 87, & 88mm Cylinder Shim .060 Thick "Each"
CS 1600 90	85.5, 87, & 88mm Cylinder Shim .090 Thick "Each"

AA P/N	VW Type 1 & 2, 90.5 & 92mm Cylinder Shims
CS 9200 10	90.5, & 92mm Cylinder Shim .010 Thick "Each"
CS 9200 20	90.5, & 92mm Cylinder Shim .020 Thick "Each"
CS 9200 30	90.5, & 92mm Cylinder Shim .030 Thick "Each"
CS 9200 40	90.5, & 92mm Cylinder Shim .040 Thick "Each"
CS 9200 60	90.5, & 92mm Cylinder Shim .060 Thick "Each"
CS 9200 90	90.5, & 92mm Cylinder Shim .090 Thick "Each"


AA P/N	VW Type 1 & 2, 94mm Cylinder Shims
CS 9400 10	94mm Cylinder Shim .010 Thick "Each"
CS 9400 20	94mm Cylinder Shim .020 Thick "Each"
CS 9400 30	94mm Cylinder Shim .030 Thick "Each"
CS 9400 40	94mm Cylinder Shim .040 Thick "Each"
CS 9400 60	94mm Cylinder Shim .060 Thick "Each"
CS 9400 90	94mm Cylinder Shim .090 Thick "Each"



AA P/N	VW Type 4 90, 93, 94, & 96mm Cylinder Shims
CS 1800 010	Type 4. 1700, 1800, & 2000 Cylinder Shim .010 Thick "Each"
CS 1800 020	Type 4. 1700, 1800, & 2000 Cylinder Shim .020 Thick "Each"
CS 1800 030	Type 4. 1700, 1800, & 2000 Cylinder Shim .030 Thick "Each"
CS 1800 040	Type 4. 1700, 1800, & 2000 Cylinder Shim .040 Thick "Each"
CS 1800 060	Type 4. 1700, 1800, & 2000 Cylinder Shim .060 Thick "Each"
CS 1800 090	Type 4. 1700, 1800, & 2000 Cylinder Shim .090 Thick "Each"

AA P/N	VW Type 1 90.5/92, & 94mm Copper Head Gasket Shims
HG 9200 010	Type 1 90.5/92mm Copper Head Shim .040 Thick "Each"
HG 9200 012	Type 1 90.5/92mm Copper Head Shim .050 Thick "Each"
HG 9200 015	Type 1 90.5/92mm Copper Head Shim .060 Thick "Each"
HG 9400 010	Type 1 94mm Copper Head Shim .040 Thick "Each"
HG 9400 012	Type 1 94mm Copper Head Shim .050 Thick "Each"
HG 9400 015	Type 1 94mm Copper Head Shim .060 Thick "Each"

AA P/N	VW Type 4 94, & 96mm Copper Head Gasket Shims
HG 9600 010	Type 4 2.0L Copper Head Shim .040 Thick "Each"
HG 9600 015	Type 4 2.0L Copper Head Shim .060 Thick "Each"
HG 9600 020	Type 4 2.0L Copper Head Shim .080 Thick "Each"




Cylinder Heads & Components - Type 1

AA P/N	Type 1 VW Cylinder Heads and Components
311 109 601	Intake Valve, 35.5mm 8mm Stem 1500-1600CC
113 109 612	Exhaust Valve 32mm 8mm Stem 1500-1600CC
031 EV 320	Stainless Steel 32mm Valve
031 EV 355	Stainless Steel 35.5mm Valve
031 EV 375	Stainless Steel 37.5mm Valve
031 IV 400	Stainless Steel 40mm Valve
031 IV 420	Stainless Steel 42mm Valve
031 IV 440	Stainless Steel 44mm Valve
031 VS 320	32mm High Chrome Valve Seat
031 VS 355	35.5mm High Chrome Valve Seat
031 VS 375	37.5mm High Chrome Valve Seat
031 VS 400	40mm High Chrome Valve Seat
031 VS 420	42mm High Chrome Valve Seat
031 VS 440	44mm High Chrome Valve Seat
031 VG 000	Brass Valve Guide 8mm Std
031 VG 020	Brass Valve Guide 8mm Std +2
031 SS 005	Single High-REV Valve Spring (Each)
031 SS 006	Inner Dual High-REV Valve Spring (Each)
031 SS 007	Dual High-REV Valve Spring (Each)
031 HS 003	VW Chromoly Rocker Arm Stud (Each)
031 HS 198	VW Head Kit-4 EXH Studs, 2 IN Studs, 2 Rocker Studs
031 VR 103	VW Stock Valve Retainer (Each)
031 VR 503	VW Valve Retainer (Each)
031 VR 503C	VW Performance Chromoly Valve Retainer (Each)
031 VR 503T	VW Performance Titanium Valve Retainer (Each)
031 VR 503K	VW Performance Chromoly Valve Retainer (Set of 8) Boxed
031 VR 503TK	VW Performance Titanium Valve Retainer (Set of 8) Boxed
031 VC 001	Hardened Valve Keeper (Pair)





Bare Heads - Type 1


AA P/N	VW Cylinder Heads and Components
311 101 353A	Stock Head Single Port W/ Seats and Guides



AA P/N	VW Cylinder Heads and Components
031 CH 500	Stock Head Bare No seats
043 101 355CAA	Stock Head W/ seats and guides 35.5mm Intake 32mm Exhaust
031 500 420	Stock Head W/ seats and guides 40mm Intake 35.5mm Exhaust



AA P/N	VW Bare Cylinder Heads
031 CH 501	Performance Head Bare No seats
031 501 420	Performance Head W/ seats and guides 40 Intake 35.5 Exhaust
031 501 440	Performance Head W/ seats and guides 42 Intake 37.5 Exhaust
031 501 460	Performance Head W/ seats and guides 44 Intake 37.5 Exhaust



Heads - Type 1


500 Series

AA P/N	AA Type 1 500 Stock & Street Performance Cylinder Heads
311 101 353AK	Stock Single Port Head 35.5 Intake 32mm Exhaust
043 101 355CK	Stock Dualport Head 35.5 Intake 32mm Exhaust
500 400 85B	CYL Head 35.5 by 32 Valves, Single High-Rev, 85.5 Bore
500 400 92B	CYL Head 35.5 by 32 Valves, Single High-Rev, 90.5/92 Bore
500 400 94B	CYL Head 35.5 by 32 Valves, Single High-Rev, 94 Bore
500 420 85B	CYL Head 40 by 35.5 Valves, Single High-Rev, 85.5 Bore
500 420 92B	CYL Head 40 by 35.5 Valves, Single High-Rev, 90.5/92 Bore
500 420 94B	CYL Head 40 by 35.5 Valves, Single High-Rev, 94 Bore
500 420 85B S1	CYL Head 40 by 35.5 Valves, Dual High-Rev, 85.5 Bore
500 420 92B S1	CYL Head 40 by 35.5 Valves, Dual High-Rev, 90.5/92 Bore
500 420 94B S1	CYL Head 40 by 35.5 Valves, Dual High-Rev, 94 Bore
500 420 85B P1	CYL Head 40 X 35.5 Dual High-Rev, Stage 1 Port & Polish 85 Bore
500 420 92B P1	CYL Head 40 X 35.5 Dual High-Rev, Stage 1 Port & Polish 92 Bore
500 420 94B P1	CYL Head 40 X 35.5 Dual High-Rev, Stage 1 Port & Polish 94 Bore
500 420 85B P2	CYL Head 40 X 35.5 Dual High-Rev, Stage 2 Port & Polish 85 Bore
500 420 92B P2	CYL Head 40 X 35.5 Dual High-Rev, Stage 2 Port & Polish 92 Bore
500 420 94B P2	CYL Head 40 X 35.5 Dual High-Rev, Stage 2 Port & Polish 94 Bore
500 440 85B P2	CYL Head 42 X 37.5 Dual High-Rev, Stage 2 Port & Polish 85 Bore
500 440 92B P2	CYL Head 42 X 37.5 Dual High-Rev, Stage 2 Port & Polish 92 Bore
500 440 94B P2	CYL Head 42 X 37.5 Dual High-Rev, Stage 2 Port & Polish 94 Bore



501 Series

AA P/N	AA Type 1 501 Performace Cylinder Heads
501 420 85B	CYL Head 40 by 35.5 Valves, Single High-Rev, 85.5 Bore
501 420 92B	CYL Head 40 by 35.5 Valves, Single High-Rev, 90.5/92 Bore
501 420 94B	CYL Head 40 by 35.5 Valves, Single High-Rev, 94 Bore
501 440 92B	CYL Head 42 by 37.5 Valves, Single High-Rev, 90.5/92 Bore
501 440 94B	CYL Head 42 by 37.5 Valves, Single High-Rev, 94 Bore
501 460 92B	CYL Head 44 by 37.5 Valves, Single High-Rev, 90.5/92 Bore
501 460 94B	CYL Head 44 by 37.5 Valves, Single High-Rev, 94 Bore
501 420 92B S1	CYL Head 40 by 35.5 Valves, Dual High-Rev, 90.5/92 Bore
501 420 94B S1	CYL Head 40 by 35.5 Valves, Dual High-Rev, 94 Bore
501 440 92B S1	CYL Head 42 by 37.5 Valves, Dual High-Rev, 90.5/92 Bore
501 440 94B S1	CYL Head 42 by 37.5 Valves, Dual High-Rev, 94 Bore
501 420 92B P2	CYL Head 40 X 35.5 Dual High-Rev, Stage 2 Port & Polish 92 Bore
501 420 94B P2	CYL Head 40 X 35.5 Dual High-Rev, Stage 2 Port & Polish 94 Bore
501 440 92B P3	CYL Head 42 X 37.5 Dual High-Rev, Stage 3 Port & Polish 92 Bore
501 440 94B P3	CYL Head 42 X 37.5 Dual High-Rev, Stage 3 Port & Polish 94 Bore
501 460 92B P4	CYL Head 44 X 37.5 Dual High-Rev, Stage 4 Port & Polish 92 Bore
501 460 94B P4	CYL Head 44 X 37.5 Dual High-Rev, Stage 4 Port & Polish 94 Bore



Valves & Retainers - Type 4

AA P/N	Type 4 / Porsche 914 VW Cylinder Heads & Components
021 109 601	Intake Valve 39.3mm, 1.7L Type 4
022 109 601	Intake Valve 41mm, 1.8L Type 4
021 109 601A	Intake Valve 37.5mm, 2.0L Type 4
039 109 601G	Intake Valve 42mm, 2.0L Porsche 914/912E
022 109 612D	Exhaust Valve 33mm, Type 4
022 109 612A	Exhaust Valve 34mm, Type 4
039 109 611	Exhaust Valve 36mm, 9mm Stim, Porsche 914/912E
004 SV 360-8	Stainless Steel 36mm Valve, 8mm Stim Type 4, 914,912E
004 SV 380-8	Stainless Steel 38mm Valve, 8mm Stim Type 4, 914,912E
004 SV 400-8	Stainless Steel 40mm Valve, 8mm Stim Type 4, 914,912E
004 SV 420-8	Stainless Steel 42mm Valve, 8mm Stim Type 4, 914,912E
004 SV 440-8	Stainless Steel 44mm Valve, 8mm Stim Type 4, 914,912E
004 SV 460-8	Stainless Steel 46mm Valve, 8mm Stim Type 4, 914,912E
004 SV 480-8	Stainless Steel 48mm Valve, 8mm Stim Type 4, 914,912E
004 SV 500-8	Stainless Steel 50mm Valve, 8mm Stim Type 4, 914,912E
004 VS 360	36mm High Chrome Valve Seat Type 4
004 VS 380	38mm High Chrome Valve Seat Type 4
004 VS 400	40mm High Chrome Valve Seat Type 4
004 VS 420	42mm High Chrome Valve Seat Type 4
004 VS 440	44mm High Chrome Valve Seat Type 4
004 VS 460	46mm High Chrome Valve Seat Type 4
004 VS 480	48mm High Chrome Valve Seat Type 4
004 VS 500	36mm High Chrome Valve Seat Type 4
021 101 403A	Brass Intake Valve Guide, 8mm, Type 4
021 101 417A	Brass Exhaust Valve Guide, 9mm ID, Type 4
039 101 421	Brass Exhaust Valve Guide, 9mm ID, Porsche 914, 15mm OD
004 VG E8M	Brass Exhaust Valve Guide, 8mm ID, Type 4
039 VG E8M	Brass Exhaust Valve Guide, 8mm ID, Porsche 914, 15mm OD
004 SS 005	Type 4, 914 Valve Spring (Each) Type 4, 914
004 HS 198	Porsche 2.0L 914, Head Kit-4 EXH Studs, 3 IN Studs, 4 Rocker Studs
004 VR 503	Type 4, 914 Performance Chromoly Valve Retainer (Each)




Heads -Type 4/Water Box/914





Type 4 Bare Heads

AA P/N	Type 4 / Porsche 914 VW Cylinder Heads & Components
004 CH 022B	AMC Bare 1.8 Casting Type 4 Aircooled "Round" Port
004 CH 061B	AMC Bare 2.0 Casting Type 4 Aircooled "Round" Port
004 CH 071B	AMC Bare 2.0 Casting Type 4 Aircooled "Square" Port
004 CH 039BC	AA Bare 2.0L Porsche 914 Casting 3 stud "Round" Port



Type 4 Stock Heads

AA P/N	AMC Type 4 Stock Cylinder Heads and Casting
021 101 361K	CYL Head AMC 1.7L Type 4 Aircooled
022 101 361C	CYL Head AMC 1.8L Type 4 Aircooled
022 101 061G	CYL Head AMC 2.0L Type 4 Aircooled "Round" Port
071 101 061D	CYL Head AMC 2.0L Type 4 Aircooled "Square" Port
025 101 065	CYL Head AMC 1.9L Waterboxer 83 - 85 Vanagon
025 101 065C	CYL Head AMC 2.1L Waterboxer 85 - 89 Vanagon



Type 4 Performance Heads

AA P/N	AMC Type 4 Performance Cylinder Heads
022 445 94B	AMC CYL Head 42 by 36 Valves, Single High-Rev, 94/96 Bore
022 445 103B	AMC CYL Head 42 by 36 Valves, Single High-Rev, 103/104/105
022 450 94B	AMC CYL Head 44 by 36 Valves, Single High-Rev, 94/96 Bore
022 450 103B	AMC CYL Head 44 by 36 Valves, Single High-Rev, 103/104/105
039 450 94B	AMC CYL Head 44 by 36 914 Plug, Single High-Rev, 94/96 Bore
039 450 103B	AMC CYL Head 44 by 36 914 Plug, Single High-Rev, 103/104/105
022 455 94B P1	AMC Head 48 by 38 Valves, Dual High-Rev, 94/96 Stage 1 P&P
022 455 103B P1	AMC Head 48 by 38 Valves, Dual High-Rev, 103-105, Stage 1 P&P
039 455 94B P1	AMC Head 48 by 38 914 Plug, Dual High-Rev, 94/96 Stage 1 P&P
039 455 103B P1	AMC Head 48 by 38 914 Plug Dual High-Rev, 103-105, Stage 1 P&P
022 455 94B P2	AMC Head 48 by 38 Valves, Dual High-Rev, 94/96 Stage 2 P&P
022 455 103B P2	AMC Head 48 by 38 Valves, Dual High-Rev, 103-105, Stage 2 P&P
022 470 103B P2	AMC Head 50 by 40 Valves, Dual High-Rev, 103-105, Stage 2 P&P
039 455 94B P2	AMC Head 48 by 38, 914 Plug Location, 94/96 Stage 2 P&P
039 455 103B P2	AMC Head 48 by 38, 914 Plug Location, 103-105, Stage 2 P&P
039 470 103B P2	AMC Head 50 by 40, 914 Plug Location 103-105, Stage 2 P&P



Main & Cam Bearing Sets - Type 1

36HP Main Bearing

AA P/N	VW Type 1 36HP Main Bearing Set
111 198 451	VW 36HP Main Bearing Set STD Case/STD Crank
111 198 453	VW 36HP Main Bearing Set STD Case/.010 Crank
111 198 455	VW 36HP Main Bearing Set STD Case/.020 Crank
111 198 451/50	VW 36HP Main Bearing Set .020 Case/STD Crank
111 198 453/50	VW 36HP Main Bearing Set .020 Case/.010 Crank
111 198 453/50OS	VW 36HP Main Bearing Set .020 Case/.010 Crank/Thrust +1mm
111 198 455/50	VW 36HP Main Bearing Set .020 Case/.020 Crank
111 198 455/50OS	VW 36HP Main Bearing Set .020 Case/.020 Crank/Thrust +1mm
111 198 457/50	VW 36HP Main Bearing Set .020 Case/.030 Crank
111 198 457/50OS	VW 36HP Main Bearing Set .020 Case/.030 Crank/Thrust +1mm
111 198 459/50	VW 36HP Main Bearing Set .020 Case/.040 Crank
111 198 459/50OS	VW 36HP Main Bearing Set .020 Case/.040 Crank/Thrust +1mm
111 198 453/100	VW 36HP Main Bearing Set .040 Case/.010 Crank
111 198 453/100OS	VW 36HP Main Bearing Set .040 Case/.010 Crank/Thrust +1mm
111 198 455/100	VW 36HP Main Bearing Set .040 Case/.020 Crank
111 198 455/100OS	VW 36HP Main Bearing Set .040 Case/.020 Crank/Thrust +1mm



Steelback Main Bearing



AA P/N	VW Type 1 Silverline Steelback Main Bearing Set
111 198 461T	VW Type 1 Main Bearing Set STD Case/STD Crank
111 198 463T	VW Type 1 Main Bearing Set STD Case/.010 Crank
111 198 465T	VW Type 1 Main Bearing Set STD Case/.020 Crank
111 198 467T	VW Type 1 Main Bearing Set STD Case/.030 Crank
111 198 471T	VW Type 1 Main Bearing Set .020 Case/STD Crank
111 198 471OST	VW Type 1 Main Bearing Set .020 Case/STD Crank/Thrust +1mm
111 198 471O2T	VW Type 1 Main Bearing Set .020 Case/STD Crank/Thrust +2mm
111 198 473T	VW Type 1 Main Bearing Set .020 Case/.010 Crank
111 198 473OST	VW Type 1 Main Bearing Set .020 Case/.010 Crank/Thrust +1mm
111 198 473O2T	VW Type 1 Main Bearing Set .020 Case/.010 Crank/Thrust +2mm
111 198 475T	VW Type 1 Main Bearing Set .020 Case/.020 Crank
111 198 475OST	VW Type 1 Main Bearing Set .020 Case/.020 Crank/Thrust +1mm
111 198 475O2T	VW Type 1 Main Bearing Set .020 Case/.020 Crank/Thrust +2mm
111 198 477T	VW Type 1 Main Bearing Set .020 Case/.030 Crank
111 198 477OST	VW Type 1 Main Bearing Set .020 Case/.030 Crank/Thrust +1mm
111 198 477O2T	VW Type 1 Main Bearing Set .020 Case/.030 Crank/Thrust +2mm
111 198 481T	VW Type 1 Main Bearing Set .040 Case/STD Crank
111 198 481OST	VW Type 1 Main Bearing Set .040 Case/STD Crank/Thrust +1mm
111 198 481O2T	VW Type 1 Main Bearing Set .040 Case/STD Crank/Thrust +2mm
111 198 483T	VW Type 1 Main Bearing Set .040 Case/.010 Crank
111 198 483OST	VW Type 1 Main Bearing Set .040 Case/.010 Crank/Thrust +1mm
111 198 483O2T	VW Type 1 Main Bearing Set .040 Case/.010 Crank/Thrust +2mm
111 198 485T	VW Type 1 Main Bearing Set .040 Case/.020 Crank
111 198 485OST	VW Type 1 Main Bearing Set .040 Case/.020 Crank/Thrust +1mm
111 198 485O2T	VW Type 1 Main Bearing Set .040 Case/.020 Crank/Thrust +2mm
111 198 487T	VW Type 1 Main Bearing Set .040 Case/.030 Crank
111 198 487SOT	VW Type 1 Main Bearing Set .040 Case/.030 Crank/Thrust +1mm
111 198 487O2T	VW Type 1 Main Bearing Set .040 Case/.030 Crank/Thrust +2mm
111 198 49160T	VW Type 1 Main Bearing Set .060 Case/STD Crank/Thrust +2mm
111 198 49360T	VW Type 1 Main Bearing Set .060 Case/.010 Crank/Thrust +2mm
111 198 49560T	VW Type 1 Main Bearing Set .060 Case/.020 Crank/Thrust +2mm
111 198 49760T	VW Type 1 Main Bearing Set .060 Case/.030 Crank/Thrust +2mm
111 198 49180T	VW Type 1 Main Bearing Set .080 Case/STD Crank/Thrust +2mm
111 198 49380T	VW Type 1 Main Bearing Set .080 Case/.010 Crank/Thrust +2mm
111 198 49580T	VW Type 1 Main Bearing Set .080 Case/.020 Crank/Thrust +2mm
111 198 49780T	VW Type 1 Main Bearing Set .080 Case/.030 Crank/Thrust +2mm



Cam Bearings

AA P/N	VW Type 1 Cam Bearings
111 198 541T	SliverLine VW Type 1 Cam Bearings STD
111 198 541HDT	SliverLine VW Type 1 Cam Bearings STD Double Thrust
111 198 541BR	Mahle VW Type 1 Cam Bearings STD
111 198 541HDBR	Mahle VW Type 1 Cam Bearings STD Double Thrust



Rod/Main/Cam Bearing - Type 1/4/914

Type 1 Rod Bearings

AA P/N	VW Type 1 Rod Bearings
111 105 701A	VW 36HP Rod Bearings STD
111 105 707A	VW 36HP Rod Bearings .25MM/.010
111 105 713A	VW 36HP Rod Bearings .50MM/.020
111 105 719A	VW 36HP Rod Bearings .75MM/.030
111 105 725A	VW 36HP Rod Bearings 1.00MM/.040
113 105 701T	SliverLine VW Type 1 Rod Bearings STD
113 105 707T	SliverLine VW Type 1 Rod Bearings .25MM/.010
113 105 713T	SliverLine VW Type 1 Rod Bearings .50MM/.020
113 105 719T	SliverLine VW Type 1 Rod Bearings .75MM/.030
113 105 725T	SliverLine VW Type 1 Rod Bearings 1.00MM/.040
113 105 701	Kolbenschmidt VW Type 1 Rod Bearings STD
113 105 707	Kolbenschmidt VW Type 1 Rod Bearings .25MM/.010
113 105 713	Kolbenschmidt VW Type 1 Rod Bearings .50MM/.020
113 105 719	Kolbenschmidt VW Type 1 Rod Bearings .75MM/.030
113 105 701BR	Mahle VW Type 1 Rod Bearings STD
113 105 707BR	Mahle VW Type 1 Rod Bearings .25MM/.010
113 105 713BR	Mahle VW Type 1 Rod Bearings .50MM/.020
113 105 719BR	Mahle VW Type 1 Rod Bearings .75MM/.030



Chevy 2" Rod Bearings

AA P/N	Chevy 2" Rod Bearings
105 701CC	Clevite Chevy Rod Bearings STD
105 707CC	Clevite Chevy Rod Bearings .25MM/.010
105 713CC	Clevite Chevy Rod Bearings .50MM/.020

Type 4/914 Main Bearings

AA P/N	VW Type 4 & Porsche 914, Main Bearings
021 198 481AT	Silverline VW Type 4 Main Bearing Set STD Case/STD Crank
021 198 483AT	Silverline VW Type 4 Main Bearing Set STD Case/.010 Crank
021 198 485AT	Silverline VW Type 4 Main Bearing Set STD Case/.020 Crank
021 198 487AT	Silverline VW Type 4 Main Bearing Set STD Case/.030 Crank
021 198 491AOST	Silverline VW Type 4 Main Bearing Set .020Case/STD Crank +4mm
021 198 491ABR	Mahle VW Type 4 Main Bearing Set .020 Case/STD Crank
021 198 493ABR	Mahle VW Type 4 Main Bearing Set .020 Case/.010 Crank
021 198 495ABR	Mahle VW Type 4 Main Bearing Set .020 Case/.020 Crank



Type 4/914 Cam Bearings

AA P/N	VW Type 4 & Porsche 914, Cam bearings
021 198 541T	Silverline Type 4 Cam Bearings STD
021 198 541	Kolbenschmidt Type 4 Cam Bearings STD
021 198 541BR	Mahle Type 4 Cam Bearings STD

Type 4/914 Cam Bearings

AA P/N	VW Type 4 & Porsche 914, Rod bearings
021 105 701	Kolbenschmidt VW Type 4 1.7 & 1.8L Rod Bearings STD
021 105 707	Kolbenschmidt VW Type 4 1.7 & 1.8L Rod Bearings .25MM/.010
021 105 713	Kolbenschmidt VW Type 4 1.7 & 1.8L Rod Bearings .50MM/.020
021 105 701BR	Mahle VW Type 4 1.7 & 1.8L Rod Bearings STD
021 105 707BR	Mahle VW Type 4 1.7 & 1.8L Rod Bearings .25MM/.010
021 105 713BR	Mahle VW Type 4 1.7 & 1.8L Rod Bearings .50MM/.020
039 105 701T	Silverline VW Type 4 2.0L Rod Bearings STD
039 105 707T	Silverline VW Type 4 2.0L Rod Bearings .25MM/.010
039 105 713T	Silverline VW Type 4 2.0L Rod Bearings .50MM/.020
039 105 701	Kolbenschmidt VW Type 4 2.0L Rod Bearings STD
039 105 707	Kolbenschmidt VW Type 4 2.0L Rod Bearings .25MM/.010
039 105 713	Kolbenschmidt VW Type 4 2.0L Rod Bearings .50MM/.020
039 105 701BR	Mahle VW Type 4 2.0L Rod Bearings STD
039 105 707BR	Mahle VW Type 4 2.0L Rod Bearings .25MM/.010
039 105 713BR	Mahle VW Type 4 2.0L Rod Bearings .50MM/.020



Main & Rod Bearings - Porsche 356A/B/C/912

Porsche 356A & B Main Bearings

AA P/N	Porsche 356A & B Main Bearings
546 101 901 00A	Porsche 356A & B Main Bearing Set STD Case/STD Crank
546 101 901 50A	Porsche 356A & B Main Bearing Set STD Case/0.25MM Crank
546 101 901 55A	Porsche 356A & B Main Bearing Set STD Case/0.50MM Crank
546 101 901 60A	Porsche 356A & B Main Bearing Set 0.25MM Case/STD Crank
546 101 901 60AO1	356A & B Main Bearing Set 0.25mm Case/STD Crank/Thrust +1mm
546 101 901 70A	Porsche 356A & B Main Bearing Set 0.25MM Case/0.25MM Crank
546 101 901 70AO1	356A & B Main Bearing Set 0.25mm Case/0.25 Crank/Thrust +1mm
546 101 901 75A	Porsche 356A & B Main Bearing Set 0.25MM Case/0.50MM Crank
546 101 901 90A	Porsche 356A & B Main Bearing Set 0.50MM Case/STD Crank
546 101 901 90AO1	356A & B Main Bearing Set 0.50mm Case/STD Crank/Thrust +1mm
546 101 901 95A	Porsche 356A & B Main Bearing Set 0.50MM Case/0.25MM Crank
546 101 901 95AO1	356A & B Main Bearing Set 0.50mm Case/0.25 Crank/Thrust +1mm
546 101 901 100A	Porsche 356A & B Main Bearing Set 0.50MM Case/0.50MM Crank



Porsche 356C/912 Main Bearings



AA P/N	Porsche 356C, SC & 912, Main Bearings
616 100 138 00A	Porsche 356/912 Main Bearing Set STD Case/STD Crank
616 100 138 50A	Porsche 356/912 Main Bearing Set STD Case/0.25MM Crank
616 100 138 55A	Porsche 356/912 Main Bearing Set STD Case/0.50MM Crank
616 100 138 60A	Porsche 356/912 Main Bearing Set 0.25MM Case/STD Crank
616 100 138 60AO1	356/912 Main Bearing Set 0.25mm Case/STD Crank/Thrust +1mm
616 100 138 70A	Porsche 356/912 Main Bearing Set 0.25MM Case/0.25MM Crank
616 100 138 70AO1	356/912 Main Bearing Set 0.25mm Case/0.25 Crank/Thrust +1mm
616 100 138 75A	Porsche 356/912 Main Bearing Set 0.25MM Case/0.50MM Crank
616 100 138 90A	Porsche 356/912 Main Bearing Set 0.50MM Case/STD Crank
616 100 138 90AO1	356/912 Main Bearing Set 0.50mm Case/STD Crank/Thrust +1mm
616 100 138 95A	Porsche 356/912 Main Bearing Set 0.50MM Case/0.25MM Crank
616 100 138 95AO1	356/912 Main Bearing Set 0.50mm Case/0.25 Crank/Thrust +1mm
616 100 138 100A	Porsche 356/912 Main Bearing Set 0.50MM Case/0.50MM Crank

Porsche 356/912 Rod Bearings



AA P/N	Porsche 356C/912, Rod Bearings
616 103 142 02	Kolbenschmidt Porsche 365/912 Rod Bearings STD
616 103 142 52	Kolbenschmidt Porsche 365/912 Rod Bearings .25MM/.010
616 103 142 62	Kolbenschmidt Porsche 365/912 Rod Bearings .50MM/.020

Cases & Accessories

Case & Case Parts



AA P/N	Case & Case Parts
043 101 025	New AS41 Case
113 198 033	Case Stud and releaf Valve Kit
101029B	8mm Chromoly Head Stud Kit
101028B	10mm Chromoly Head Stud Kit
101029LB	8mm Chromoly Head Stud Kit 1/2 Inch Longer
101028LB	10mm Chromoly Head Stud Kit 1/2 Inch Longer
113 101 111	Crank Bearing Dowel Pin
113 101 157C	Case Cam Plug



Aluminum Cases

AA P/N	Autolina Aluminum Cases
043 101 025AL	Aluminum Stock Engine Case Universal
AL-16-01699	Aluminum Super Case 85.5 Bore 8mm Case Savers
AL-16-01684	Aluminum Super Case 85.5 Bore 10mm Case Savers
AL-16-02699	Aluminum Super Case 85.5 Bore 8mm Case Savers Sand Seal
AL-16-01697	Aluminum Super Case 90.5/92 Bore 8mm Case Savers
AL-16-01686	Aluminum Super Case 90.5/92 Bore 10mm Case Savers
AL-16-02697	Aluminum Super Case 90.5/92 8mm Case Savers Sand Seal
AL-16-02686	Aluminum Super Case 90.5/92 10mm Case Savers Sand Seal
AL-16-01698	Aluminum Super Case 94 Bore 8mm Case Savers
AL-16-01685	Aluminum Super Case 94 Bore 10mm Case Savers
AL-16-02698	Aluminum Super Case 94 Bore 8mm Case Savers Sand Seal
AL-16-02685	Aluminum Super Case 94 Bore 10mm Case Savers Sand Seal
AL-16-03683	Aluminum Super Case 94 Bore 10mm Sand Seal Raised Deck



Cam Gears & Lifters

Cam Gears Type 1/4, Porsche 356/912

AA P/N	Cam Gears VW Type 1 & 4, Porsche 356/912 & 914
EG-6009-B	Engle Cam Gear Bolt EA
G980150	VW Type 1 Aluminum Cam Gear
G980180T1H	VW Type 1 Steel Straight Cut Gears Performance
WC-00-273	Web Cam Type 4 Aluminum Cam Gear
G980180	VW Type 4 Steel Straight Cut Gears
G008 356 CG	Porsche 356/912 CAM GEAR + .001 OVER



VW Type 1/4, Porsche 356/912/914

AA P/N	Lifters VW Type 1 & 4, Porsche 356/912 & 914
GDP36hplifter	VW 36hp 2Piece Lifters (8pcs)
1094108B	AA Type 1, Lightweight Racing Lifter (Set of 8)
1094108HB	AA Type 1, Lightweight Racing Lifter With Oil Hole (Set of 8)
1094118HB	AA Type 1, Big Foot Racing Lifter 31mm With Oil Hole (Set of 8)
EG-6001	Engle, Type 1 One Piece Performance Lifters (Set of 8)
WC-00-213	Web Cam, Type 1 Performance Lifters (Set of 8)
021 109 309G	Lifter Non-Hydraulic, 29.9mm Fits all Type 4 (Each)
022 109 309	Lifter Hydraulic, 29.9mm Fits all Type 4 (Each)
WC-00-268	Web Cam Type 4 Mechanical Lifters (Set of 8)
WC-00-914	Web Cam Type 4 Hydraulic Lifters (Set of 8)
WC-NL-174	Web Cam Porsche 356C/912 Lifter (Set of 8)
GDP356/912lifter	Porsche 356/912 HP Lifters (8pcs)



Rockers & Camshafts - VW Type 1



AA P/N	VW Type 1 Rockers
GDP36hp1.15	VW 36hp Hi Lift Rockers 1.15 (8pcs)
113 198 700 RB	Rebuilt Stock 1500/1600 Rocker Arms "Pair"
109455B	Stock Style 1.25" Hi-Lift Rocker Arms "Pair"
109455S	Stock Style 1.25" Hi-Lift Rocker Arms With Solid shafts "Pair"
109456B	Performance Rocker Arm Assembly: 1.25" Hi-Lift "Pair"
109457B	Performance Rocker Arm Assembly: 1.4" Hi-Lift "Pair"
109460B	Solid Rocker Shafts with shims "Pair"
109468B	Stock Style 1.25" Hi-Lift Rocker Arm Set of 8
109469B	Stock Style Rocker Mounting Base "Each"



AA P/N	VW Type 1 Camshafts For 1.1 & 1.25 Rockers
EG-6100	Engle Cam W-100 .420L x 276D W/1.1 Rockers
EG-6110	Engle Cam W-110 .430L x 284D W/1.1 Rockers
EG-6120	Engle Cam W-120 .435L x 294D W/1.1 Rockers
EG-6125	Engle Cam W-125 .460L x 301D W/1.1 Rockers
EG-6130	Engle Cam W-130 .461L x 308D W/1.1 Rockers
EG-6140	Engle Cam W-140 .465L x 313D W/1.1 Rockers
WC-00-602	Web Cam 111 .476L x 272D W/1.1 Rockers
WC-00-042	Web Cam 119 .422L x 276D W/1.1 Rockers
WC-00-382	Web Cam 218 .460L x 280D W/1.1 Rockers
WC-00-052	Web Cam 118 .402L x 286D W/1.1 Rockers
WC-00-212	Web Cam 163 .422L x 284D W/1.1 Rockers
WC-00-062	Web Cam 110 .435L x 284D W/1.1 Rockers
WC-00-072	Web Cam 119 .465L x 287D W/1.1 Rockers

AA P/N	VW Type 1 Camshafts For 1.1 Rockers
EG-6014	Engle Cam VZ-14 .462L x 274D W/1.1 Rockers
EG-6015	Engle Cam VZ-15 .478L x 279D W/1.1 Rockers
EG-6025	Engle Cam VZ-25 .471L x 286D W/1.1 Rockers
EG-6030	Engle Cam VZ-30 .507L x 298D W/1.1 Rockers
EG-6035	Engle Cam VZ-35 .492L x 309D W/1.1 Rockers
EG-6210	Engle Turbo Cam TCS-10 .430/.420L x 284/276D W/1.1 Rockers
EG-6220	Engle Turbo Cam TCS-20 .435/.430L x 294/284D W/1.1 Rockers
EG-6230	Engle Turbo Cam TCS-30 .460/.460L x 308/301D W/1.1 Rockers
WC-00-562	Web Cam 218/119 .460/.422L x 280/276D W/1.1 Rockers
WC-00-122	Web Cam 110/119 .435/.422L x 284/276D W/1.1 Rockers
WC-00-712	Web Cam 110/163 .435/.422L x 284/284D W/1.1 Rockers
WC-00-442	Web Cam 109/119 .465/.422L x 287/276D W/1.1 Rockers
WC-00-312	Web Cam 122/125 .506/.478L x 290/288D W/1.1 Rockers
WC-00-092	Web Cam 121 .490L x 298D W/1.1 Rockers
WC-00-572	Web Cam 121/125 .490/478L x 298/288D W/1.1 Rockers
WC-00-222	Web Cam 165 .492L x 312D W/1.1 Rockers



AA P/N	VW Type 1 Camshafts for 1.4 & 1.5 Rockers
EG-6041	Engle Cam FK-41 .510L x 269D W/1.4 Rockers
EG-6042	Engle Cam FK-42 .522L x 275D W/1.4 Rockers
EG-6043	Engle Cam FK-43 .536L x 284D W/1.4 Rockers
EG-6044	Engle Cam FK-44 .547L x 290D W/1.4 Rockers
EG-6045	Engle Cam FK-45 .561L x 295D W/1.4 Rockers
EG-6046	Engle Cam FK-46 .511L x 303D W/1.4 Rockers
EG-6047	Engle Cam FK-47 .587L x 308D W/1.4 Rockers
EG-6048	Engle Cam FK-48 .588L x 314D W/1.4 Rockers
EG-6065	Engle Cam FK-65 .478L x 280D W/1.4 Rockers
EG-6007	Engle Cam FK-7 .500L x 288D W/1.4 Rockers
EG-6008	Engle Cam FK-8 .534L x 298D W/1.4 Rockers
EG-6010	Engle Cam FK-10 .539L x 310D W/1.4 Rockers
EG-6087	Engle Cam FK-87 .561L x 320D W/1.4 Rockers
EG-6089	Engle Cam FK-89 .582L x 328D W/1.4 Rockers
EG-6097	Engle Cam FK-97 .622L x 328D W/1.4 Rockers
EG-6098	Engle Cam FK-98 .624L x 332D W/1.4 Rockers
WC-00-032	Web Cam 86 .358L x 270D W/1.1 Rockers
WC-00-082	Web Cam 86a .502L x 290D W/1.5 Rockers
WC-00-102	Web Cam 86b .575L x 300D W/1.5 Rockers
WC-00-112	Web Cam 86c .585L x 310D W/1.5 Rockers
WC-00-302	Web Cam 226 .610L x 304D W/1.5 Rockers
WC-00-392	Web Cam 251 .630L x 324D W/1.5 Rockers
WC-00-192	Web Cam 277 .660L x 320D W/1.5 Rockers
WC-00-552	Web Cam 197 .656L x 328D W/1.5 Rockers

Camshafts - Type 4 & Porsche 914/912/911/356

AA P/N	VW Type 4 Porsche 914 Camshafts
WC-00-142	Web Cam T4, Stock Grind for "Solid" Lifters
WC-00-372	Web Cam T4, Stock Grind for "Hydraulic" Lifters
WC-00-612	Web Cam T4, 107i .430L x 255D W/1.1 Rockers
WC-00-422	Web Cam T4, 91 .430L x 265D W/1.1 Rockers
WC-00-472	Web Cam T4, 73 .426L x 262D W/1.1 Rockers
WC-00-152	Web Cam T4, 86 .423L x 270D W/1.1 Rockers
WC-00-232	Web Cam T4, 86a .435L x 290D W/1.1 Rockers
WC-00-682	Web Cam T4, 494 .465L x 280D W/1.1 Rockers
WC-00-672	Web Cam T4, 119 .500L x 276D W/1.1 Rockers
WC-00-432	Web Cam T4, 163 .500L x 284D W/1.1 Rockers
WC-00-362	Web Cam T4, 86b .500L x 300D W/1.1 Rockers
WC-00-642	Web Cam T4, 163/86b .500/.500L x 284/300D W/1.1 Rockers
WC-00-662	Web Cam T4, 86b/86c .500/.507L x 300/310D W/1.1 Rockers
WC-00-242	Web Cam T4, 86c .507L x 310D W/1.1 Rockers
WC-00-292	Web Cam T4, 251 .546L x 324D W/1.1 Rockers
WC-00-542	Web Cam T4, 277 .572L x 320D W/1.1 Rockers
WC-67610	Web Cam T4, 86 .423L x 270D W/1.1 Rockers 1" Base Circle
WC-67611	Web Cam T4, 86a .435L x 290D W/1.1 Rockers 1" Base Circle
WC-68361	Web Cam T4, 494 .465L x 280D W/1.1 Rockers 1" Base Circle
WC-2307	Web Cam T4, 119 .500L x 276D W/1.1 Rockers 1" Base Circle
WC-67612	Web Cam T4, 163 .500L x 284D W/1.1 Rockers 1" Base Circle
WC-62341	Web Cam T4, 86b .500L x 300D W/1.1 Rockers 1" Base Circle
WC-68444	Web Cam T4, 163/86b .500/.500L x 284/300D 1" Base Circle
WC-68362	Web Cam T4, 86b/86c .500/.507L x 300/310D 1" Base Circle
WC-64926	Web Cam T4, 86c .507L x 310D W/1.1 Rockers 1" Base Circle
WC-66405	Web Cam T4, 251 .546L x 324D W/1.1 Rockers 1" Base Circle
WC-62412	Web Cam T4, 277 .572L x 320D W/1.1 Rockers 1" Base Circle



AA P/N	Porsche 356/912 Camshafts
WC-05-572	Web Cam 356/912, 1187 .393/.341L x 249/249D W/1.3 Rockers
WC-05-582	Web Cam 356/912, 86 .423/.358L x 273/273D W/1.3 Rockers
WC-05-012	Web Cam 356/912, 86-5 .420/.358L x 281/281D W/1.3 Rockers
WC-05-112	Web Cam 356/912, 622 .435/.368L x 296/296D W/1.3 Rockers
WC-05-022	Web Cam 356/912, 86a .435/.369L x 290/290D W/1.3 Rockers
WC-05-222	Web Cam 356/912, 86b .500/.425L x 300/300D W/1.3 Rockers

AA P/N	Porsche 911 SOHC 12v Camshafts
WC-05-062	Web Cam Porsche 911s (67-73) Mechanical Injection (Set of Two)
WC-05-072	Web Cam Porsche 911 1966 Solex Carburetors (Set of Two)
WC-05-082	Web Cam Porsche 911e (Set of Two)
WC-05-432	Web Cam Porsche 911s (74-77) CIS Injection (Set of Two)

Thing Fanshroud

AA P/N	Thing Style Fanshroud & Accessories
C1-Cooled1.1	Thing Fanshroud, T-4 Cooler W/Heat, W/T Holes
C1-Cooled1.1Kit	Thing Fanshroud, T-4 Cooler W/Heat, W/T Holes W/Oil Cooler
C1-Cooled1.2	Thing Fanshroud, T-4 Cooler W/O Heat, W/T Holes
C1-Cooled1.2Kit	Thing Fanshroud, T-4 Cooler W/O Heat, W/T Holes W/Oil Cooler
C1-Cooled1.3	Thing Fanshroud, T-4 Cooler W/O Heat, W/O T Holes
C1-Cooled1.3Kit	Thing Fanshroud, T-4 Cooler W/O Heat, W/O T Holes W/Oil Cooler
C1-Cooled1.4	Thing Fanshroud, T-4 Cooler W/Heat, W/O T Holes
C1-Cooled1.4Kit	Thing Fanshroud, T-4 Cooler W/Heat, W/O T Holes W/Oil Cooler
C1-Cooled2.2	Fanshroud Velocity Ring W/Tabs
C1-Cooled2.3	Fanshroud Conversion Kit To Use T-4 Oil Cooler



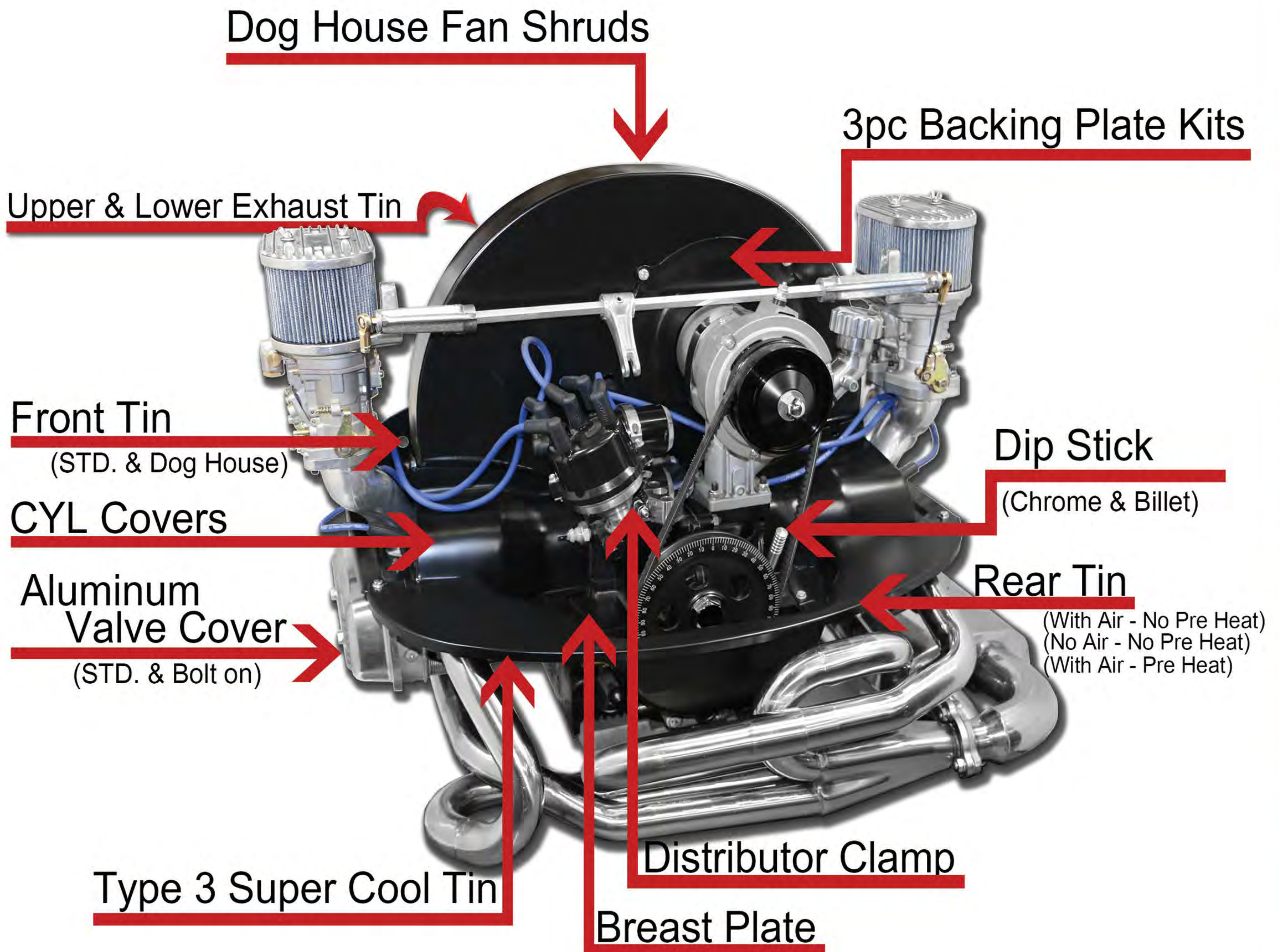
NEW



Engine Tin - Type 1

AA P/N	Black Engine Tin
119024	Black 36HP Dog House Fan Shroud W/O Ducts
119063	Black 36HP Dog House Fan Shroud With Ducts
119103	Black Upper Oil Cooler Doghouse Exhaust Tin
119113	Black Lower Oil Cooler Doghouse Exhaust Tin
119343	Black CLY Head Cover Dual Port 1-2 Side
119353	Black CLY Head Cover Dual Port 3-4 Side
119403	Black Type 3 Style Super Cool Tin
311 119 317A	Air Deflector Tin, 10MM
119543	Black Rear Tin: with Air, NO Pre Heat
119553	Black Rear Tin: NO Air, NO Pre Heat
119563	Black Rear Tin: with Air, with Pre Heat
119510	Black Front Tin: 66-70
119523	Black Front Tin: 71 & Up DogHouse
903583	Black 3pc Alternator Backing Plate Kit
119583	Black Crank Pulley Breast Plate Tin

AA P/N	Chrome Engine Tin
119012	Chrome 36HP Fan Shroud W/O Ducts
119022	Chrome 36HP Dog House Fan Shroud W/O Ducts
119062	Chrome 36HP Dog House Fan Shroud With Ducts
119101	Chrome Upper Oil Cooler Doghouse Exhaust Tin
119111	Chrome Lower Oil Cooler Doghouse Exhaust Tin
119341	Chrome CLY Head Cover Dual Port 1-2 Side
119351	Chrome CLY Head Cover Dual Port 3-4 Side
119401	Chrome Type 3 Style Super Cool Tin
119541	Chrome Rear Tin: with Air, NO Pre Heat
119551	Chrome Rear Tin: NO Air, NO Pre Heat
115561	Chrome Rear Tin: with Air, with Pre Heat
119511	Chrome Front Tin: 66-70
119521	Chrome Front Tin: 71 & Up DogHouse
119261	Chrome Alternator Backing Plate
119581	Chrome Crank Pulley Breast Plate Tin



Engine Accessories



AA P/N	Valve Covers and Kits
113 101 475B	OEM Valve Cover "Each"
043 101 487	Valve Cover Bail "Each"
101401	Chrome Valve Cover "Each"
101411	Chrome Valve Cover Bail "Each"
113 101 475BK	OEM Valve Cover Kit
101401-KIT	Chrome Valve Cover Kit
101440-KIT	Clip on Aluminum Valve Cover Kit
101451	Replacemnt Bail for Aluminum Valve Cover "Each"
101460-KIT	Bolt on Aluminum Valve Cover Kit
101470B	Replacement Hardware for Bolt on Covers



AA P/N	Other Turn Key Parts
115601	Chrome Stock Dip Stick
115620	Billet Dip Stick
115311	Chrome Oil Filler
115361	Chrome Stock Oil Cap
105241	Chrome Crank Pulley Nut & Washer
115190	Magnetic Oil Drain Plug



Carburetors/Stacks/Manifolds/Linkage/Air Cleaner

Carburetors



Velocity Stack

AA P/N	Carburetors Velocity Stack
IDF VS	Velocity Stack for 40, 44 & 48 (IDF style) Carburetors



Manifolds



AA P/N	Carburetor Manifolds
113 129 709/10	Dual Port End Castings, PAIR, with clamps and boots
113 129 701M	30-34 Pict Intake Manifold Center Section
IDF MO 01	Type 1 Offset (IDF style) Manifold Set
IDF MO 04	Type 4 (IDF style) Manifold Set

Linkage and Kits

AA P/N	IDF Style Linkage and Kits
IDF LO T1	Type 1 (IDF style) Linkage Kit
IDF LO T1A	Type 1 (IDF style) Linkage Kit W/ Air cleaners
IDF LO T1D	Type 1 (IDF style) Linkage Kit W/ Air cleaners & Offset Manifolds
IDF LO T4	Type 4 (IDF style) Linkage Kit
IDF LO T4A	Type 4 (IDF style) Linkage Kit W/ Air cleaners
IDF LO T4D	Type 4 (IDF style) Linkage Kit W/ Air cleaners & Manifolds

Air Cleaners



AA P/N	Air Cleaners
129741	Chrome Air Cleaner W/Foam Element Stock Carb
129781	Chrome Air Cleaner W/Paper Element Stock Carb
IDF AC 02	AA (IDF style) Air Cleaner Assemble
IDF AC 01	AA (IDF style) Air Cleaner Element only



Carburetor Kits

Type 1 & 4 Carburetor Kits

AA P/N	Type 1 & 4 Carburetor Kits
IDF T1 40AAK	Type 1, Dual 40MM IDF AA Carburetor kit
IDF T1 44AAK	Type 1, Dual 44MM IDF AA Carburetor kit
IDF T1 48AAK	Type 1, Dual 48MM IDF AA Carburetor kit
IDF T1 40CBK	Type 1, Dual 40MM IDF Carburetor kit W/ CB manifolds & linkage
IDF T1 44CBK	Type 1, Dual 44MM IDF Carburetor kit W/ CB manifolds & linkage
IDF T1 48CBK	Type 1, Dual 48MM IDF Carburetor kit W/ CB manifolds & linkage
IDF T4 40CBK	Type 4, Dual 40MM IDF Carburetor kit W/ CB manifolds & linkage
IDF T4 44CBK	Type 4, Dual 44MM IDF Carburetor kit W/ CB manifolds & linkage
IDF T4 48CBK	Type 4, Dual 48MM IDF Carburetor kit W/ CB manifolds & linkage



Main / Idle / Air Jets & Emulsion Tubes

AA P/N	Carburetors Jet's (IDF & IDA) Main, Idle, and Air
IDF MJ 110	Main Jet, (IDF & IDA) .110
IDF MJ 115	Main Jet, (IDF & IDA) .115
IDF MJ 120	Main Jet, (IDF & IDA) .120
IDF MJ 125	Main Jet, (IDF & IDA) .125
IDF MJ 130	Main Jet, (IDF & IDA) .130
IDF MJ 135	Main Jet, (IDF & IDA) .135
IDF MJ 140	Main Jet, (IDF & IDA) .140
IDF MJ 145	Main Jet, (IDF & IDA) .145
IDF MJ 150	Main Jet, (IDF & IDA) .150
IDF MJ 155	Main Jet, (IDF & IDA) .155
IDF MJ 160	Main Jet, (IDF & IDA) .160
IDF MJ 165	Main Jet, (IDF & IDA) .165
IDF MJ 170	Main Jet, (IDF & IDA) .170
IDF MJ 175	Main Jet, (IDF & IDA) .175
IDF MJ 180	Main Jet, (IDF & IDA) .180
IDF MJ 185	Main Jet, (IDF & IDA) .185
IDF MJ 190	Main Jet, (IDF & IDA) .190
IDF MJ 200	Main Jet, (IDF & IDA) .200
IDF MJ 210	Main Jet, (IDF & IDA) .210
IDF IJ 040	Idle Jet, (IDF & IDA) .40
IDF IJ 045	Idle Jet, (IDF & IDA) .45
IDF IJ 047	Idle Jet, (IDF & IDA) .47
IDF IJ 050	Idle Jet, (IDF & IDA) .50
IDF IJ 052	Idle Jet, (IDF & IDA) .52
IDF IJ 053	Idle Jet, (IDF & IDA) .53
IDF IJ 055	Idle Jet, (IDF & IDA) .55
IDF IJ 057	Idle Jet, (IDF & IDA) .57
IDF IJ 060	Idle Jet, (IDF & IDA) .60
IDF IJ 065	Idle Jet, (IDF & IDA) .65
IDF IJ 070	Idle Jet, (IDF & IDA) .70
IDF AJ 110	Air Jet, (IDF & IDA) .100
IDF AJ 115	Air Jet, (IDF & IDA) .115
IDF AJ 120	Air Jet, (IDF & IDA) .120
IDF AJ 125	Air Jet, (IDF & IDA) .125
IDF AJ 130	Air Jet, (IDF & IDA) .130
IDF AJ 135	Air Jet, (IDF & IDA) .135
IDF AJ 140	Air Jet, (IDF & IDA) .140
IDF AJ 145	Air Jet, (IDF & IDA) .145
IDF AJ 150	Air Jet, (IDF & IDA) .150
IDF AJ 155	Air Jet, (IDF & IDA) .155
IDF AJ 160	Air Jet, (IDF & IDA) .160
IDF AJ 165	Air Jet, (IDF & IDA) .165
IDF AJ 170	Air Jet, (IDF & IDA) .170
IDF AJ 175	Air Jet, (IDF & IDA) .175
IDF AJ 180	Air Jet, (IDF & IDA) .180
IDF AJ 185	Air Jet, (IDF & IDA) .185
IDF AJ 190	Air Jet, (IDF & IDA) .190
IDF AJ 195	Air Jet, (IDF & IDA) .195
IDF AJ 200	Air Jet, (IDF & IDA) .200
IDF AJ 205	Air Jet, (IDF & IDA) .205
IDF AJ 210	Air Jet, (IDF & IDA) .210
IDF AJ 215	Air Jet, (IDF & IDA) .215



AA P/N	Carburetors Emulsion Tubes IDF & IDA
IDF EM F7	Emulsion Tubes, (IDF & IDA) F7
IDF EM F11	Emulsion Tubes, (IDF & IDA) F11
IDF EM F16	Emulsion Tubes, (IDF & IDA) F16

Fuel Pump & Fuel Tanks

Fuel Pumps & Hose

AA P/N	Fuel Pumps & Hose
113 127 025 BD	Fuel Pump Type 1 & 2 Universal
113 127 303	Fuel Pump Flange
113 127 307	Push Rod, Fuel Pump (107.5mm) 4 1/4" Long for BCD Pump
113 127 307A	Push Rod, Fuel Pump (100mm) 4" Short for G Pump
I-BT-4	7mm Brass Fuel Tee
I-6202	Mini Fuel Hose Clamp
N 20 357 1-R	7mm Rubber Fuel Line, Per Foot



Fuel Tanks & Sending Units

AA P/N	Fuel Tanks & Sending Units
113 201 075AD	Fuel Tank Type 1 Bug 68-74
133 201 075G	Fuel Tank Super Beetle All Years
113 919 049D	Sending Unit 68-78 STD Bugs
113 919 051F	Sending Unit 71-79 Super Beetles
111 298 221A	Fuel Tank Nipple Kit
113 201 215	Seal for Fuel Filler Hose (hose to tank)
113 201 551A	Gas Cap, 68-72
321 201 551G	Gas Cap, 72-78 STD, 71-79 S/B
111 809 599A	Fuel Neck Hose (neck to opening), 71-79 S/B
113 919 133	Gas Tank Sending Unit Seal 68-78
111 919 131A	Gas Tank Sending Unit Seal, 72-79 S/B



Electrical



Generator - Alternators - Starts

AA P/N	Generators, Alternators, & Starters
GR15N	Generator, 12 Volt, "Bosch"
30019	12 Volt Voltage Regulator "Bosch"
SR15NC	Starter, 12 Volt Manual Trans
SR15N	Starter, 12 Volt Manual Trans "Bosch"
AL82NC	Alternator, 12 Volt, 60 AMP
AL82N75C	Alternator, 12 Volt, 75 AMP
AL82NC60C	Alternator, 12 Volt, 60 AMP "Chrome"
AL82NC75C	Alternator, 12 Volt, 75 AMP "Chrome"

Performance Starters

AA P/N	Hi Torque Performance Starters
IMI-101	IMI Hi TorqueStarter, 12 Volt 1.2kW VW Type 1
IMI-101N	IMI Hi TorqueStarter, 12 Volt 1.4kW VW Type 1
IMI-104	IMI Hi TorqueStarter, 12 Volt 1.2kW VW Type 2 091/094 Bus
IMI-104N	IMI Hi TorqueStarter, 12 Volt 1.4kW VW Type 2 091/094 Bus
IMI-105	IMI Hi TorqueStarter, 12 Volt 1.2kW for VW 6V/Porsche 356



Alternator Straps - Pulleys - Stands



AA P/N	Alternator Straps, Pulleys, & Stands
903111	Chrome Generator/Alternator Pulley
903861	Chrome Generator/Alternator Pulley Nut and Hub
905000	Zinc Generator/Alternator Strap
903401	Chrome Generator/Alternator Strap
903401SS	Chrome Gen/Alt Stainless Steel Strap W/T-Bolt
119591	Chrome Gen/Alt Pulley Guard Louvered
113 101 211G	Generator/Alternator Stand
113 101 211C	Generator/Alternator Stand "Chrome"

Alternator Conversion Kits

AA P/N	Alternator Conversion Kit's
AL82NC-KIT	60 AMP Alternator Conversion Kit
AL82NC60C-KIT	60 AMP Chrome Alternator Conversion Kit
AL82N75C-KIT	75 AMP Alternator Conversion Kit
AL82NC75C-KIT	75 AMP Chrome Alternator Conversion Kit



Alternator Complete Kits

AA P/N	Alternator Complete Kit's
AL82N60C-M	60 AMP Alternator Conversion Kit
AL82NC60C-M	60 AMP Chrome Alternator Conversion Kit
AL82N75C-M	75 AMP Alternator Conversion Kit
AL82NC75C-M	75 AMP Chrome Alternator Conversion Kit

Electrical



Alternator Fans

AA P/N	Alternator Fans
131 119 031	Cooling Fan Dog House 1 1/4"-32mm Thick
113 119 031B	Cooling Fan Dog House 1 7/16"-36.51mm Thick
113 119 031BHD	Cooling Fan Dog House 1 7/16"-36.51mm Thick Tig Welded

Distributors & Components

AA P/N	Distributors and Components
RPM VW06	009 Distributor Centrifugal Advance High Quality
0 231 170 009	009 Distributor Centrifugal Advance
0 231 178 009EL	009 Distributor Centrifugal Advance Electronic Points
0 231 170 034	034 Distributor Vacuum Advance SVDA
0 231 170 034EL	034 Distributor Vacuum Advance-Electronic Points SVDA
CB 2000	2000 MagnaSpark II Kit, with Distributor, Wires, & Coil
905001	Chrome Distributor Clamp
01011M	Bosch 009 Points Mexico
02054	Bosch 009 Condenser
03010	Bosch 009 Distributor Cap
04006	Bosch 009 Distributor Rotor
01003	Points 36HP 1955-60 Single Vacuum
02170	Condenser 36HP 1955-60 Single Vacuum
03019	Bosch Distributor Cap 36HP 1955-60 Single Vacuum
04008	Bosch Distributor Rotor 36HP 1955-60 Single Vacuum
01006	Points 40HP 1961-64 Single Vacuum
02006	Bosch Condenser 40HP 1961-64 Single Vacuum
03037	Distributor Cap 40HP 1961-64 Single Vacuum
04010	Bosch Distributor Rotor 40HP 1961-64 Single Vacuum
01009	Bosch Points 1965-67 Single Vacuum
02007	Bosch Condenser 1965-67 Single Vacuum
03001	Bosch Distributor Cap 1965-67 Single Vacuum
04006	Bosch Distributor Rotor 1965-67 Single Vacuum
01013	Bosch Points 1968-70 With Single Vacuum
02007	Bosch Condenser 1968-70 With Single Vacuum
03001	Bosch Distributor Cap 1968-70 With Single Vacuum
04006	Bosch Distributor Rotor 1968-70 With Single Vacuum
01013	Bosch Points 1968-Up With Dual Vacuum
02007	Bosch Condenser 1968-Up With Dual Vacuum
03010	Bosch Distributor Cap 1968-Up With Dual Vacuum
04033	Bosch Distributor Rotor 1968-Up With Dual Vacuum



Ignition Coils & Wires

AA P/N	Ignition Coils & Wires
00012M	Bosch High Performance Coil (Black) Mexico 12 Volt
00016	Bosch High Performance Coil (Silver) 6 Volt
09001M	VW Plug Wire Set-BOSCH Mexico Type 1 & 2
09004	VW Plug Wire Set-BOSCH Type 3
09171	VW Plug Wire Set-BOSCH Type 4/ Porsche 914

Spark Plugs

AA P/N	Spark Plugs
7902	Bosch Super Plus Spark Plug 14mm 1/2 Reach
7904	Bosch Super Plus Spark Plug 14mm 3/4 reach
2120	NGK Spark Plug 12mm 3/4 reach



Exhaust Systems

Stock VW Exhaust Systems

AA P/N	Stock VW Exhaust Systems
211 251 051B	Stock Muffler 25-36 HP Single Tail Pipe
111 251 051G	Stock Muffler 36 HP Twin Tail Pipe
111 251 051L	Stock Muffler 40 HP Stale Air 61-63
111 251 051H	Stock Muffler 40 HP Fresh Air 63-65
113 251 053AK	Stock Muffler 1500-1600 66-71
113 251 053AQ	Stock Muffler With EGR 72-73
113 251 053BG	Stock Muffler Dual Preheat 74
111 298 051	Muffler Installation Kit



AA VW Exhaust System

AA P/N	AA Performance VW Exhaust Systems
251 12 SR	AA Sidewinder EX System, 1 1/2" W/Muffler
251 12 SS	AA Sidewinder EX System, 1 1/2" W/Muffler "Stainless Steel"
251 58 SR	AA Sidewinder EX System, 1 5/8" W/Muffler
251 58 SS	AA Sidewinder EX System, 1 5/8" W/Muffler "Stainless Steel"
251 58 SC	AA Sidewinder EX System, 1 5/8" W/Muffler "Ceramic Silver"
251 58 SB	AA Sidewinder EX System, 1 5/8" W/Muffler "Ceramic Black"



AA Porsche Exhaust System

AA P/N	AA Performance Porsche Exhaust Systems
C1-GDP356A	356 Stainless Muffler 4 Tip Abarth Style
C1-GDP356S	356 Stainless Muffler 1Tip Normal Style
C1-GDP356T	356 Stainless Muffler 2 Tip Super Style
251 911 SS	Porsche 911 1965-83 2.0/2.2/2.4/2.7/3.0L 1 5/8" Header

Headers - Mufflers - Flanges - Stingers



AA P/N	AA Headers, Mufflers, Flanges, & Stingers
251 12 SHR	AA Sidewinder Exhaust, 1 1/2" Header only
251 58 SHR	AA Sidewinder Exhaust, 1 5/8" Header only
251 12 SHS	AA Sidewinder Exhaust, 1 1/2" Header only "Stainless Steel"
251 58 SHS	AA Sidewinder Exhaust, 1 5/8" Header only "Stainless Steel"
251 00 SMR	AA Sidewinder Exhaust, Muffler only
251 00 SMS	AA Sidewinder Exhaust, Muffler only "Stainless Steel"
251 00 F	AA Exhaust Flange for 1 1/2" & 1 5/8" Header
251 00 H	AA Exhaust Head Flanges for 1 5/8" Pipe Set of 4

Exhaust & Intake Nuts

AA P/N	Exhaust & Intake Nuts
251 00 ZN	AA Exhaust or Intake Nut 8.25 ID W/10mm OD "Zink Steel"
251 00 SN	AA Exhaust or Intake Nut 8.25 ID W/10mm OD "Stainless Steel"



Clutch - Stock & Performance Discs & Covers

VW Stock Clutch Kits

AA P/N	VW Stock Clutch Kits
311 141 025EK	Sachs Complete Clutch Kit 200mm Type 1, 2, & 3 Early 67 to 70
311 141 025CK	Sachs Complete Clutch Kit 200mm Type 1, 2, & 3 Late 71 to 79



Stock Clutch Discs & Covers

AA P/N	VW & Porsche Stock Clutch Discs & Covers
211 141 025DC	Pressure Plate 180mm Type 1, 2, & 3 Early 66 & Down
311 141 025EC	Pressure Plate 200mm Type 1, 2, & 3 Early 67 to 70
311 141 025CC	Pressure Plate 200mm Type 1, 2, & 3 Late 71 to 79
211 141 025DBR	Sachs Pressure Plate 180mm Type 1, 2, & 3 Early 66 & Down
311 141 025EBR	Sachs Pressure Plate 200mm Type 1, 2, & 3 Early 67 to 70
311 141 025CBR	Sachs Pressure Plate 200mm Type 1, 2, & 3 Late 71 to 79
022 141 025A	Sachs Pressure Plate 215mm Type 4 & WaterBoxer
901 116 001 01	Sachs Pressure Plate 215mm Porsche 911/912E/914 65 to 76
616 116 012 01	Sachs Pressure Plate 180mm Porsche 356, 50 to 65
616 116 014 02	Sachs Pressure Plate 200mm Porsche 356, 50 to 65
616 116 019 00	Sachs Pressure Plate 200mm Porsche 912, 65 to 69
111 141 031EC	Clutch Disc STD Hub 180mm Type 1, 2, & 3 Early 66 & Down
311 141 031BC	Clutch Disc STD Hub 200mm Type 1, 2, & 3 67 to 79
311 141 031DC	Clutch Disc Spring Hub 200mm T1, 2, & 3 67 to 79
111 141 031EBR	Sachs Clutch Disc STD Hub 180mm Early 66 & Down
111 141 031FBR	Sachs Clutch Disc Spring Hub 180mm Early 66 & Down
311 141 031BBR	Sachs Clutch Disc STD Hub 200mm Type 1, 2, & 3 67 to 79
311 141 031DBR	Sachs Clutch Disc Spring Hub 200mm T1, 2, & 3 67 to 79
914 116 011 03	Sachs Clutch Disc Spring Hub 215mm T4/914/WaterBox 68 to 85
692 116 016 00	Sachs Clutch Disc Spring Hub 200mm 356/912 50 to 69
111 141 165A	Sachs Throwout Bearing With Clips Early Type 1
113 141 165B	Sachs Throwout Bearing Late Type 1, Type 4 & Waterboxer
901 116 081 01	Sachs Throwout Bearing Porsche 356 64 to 65
901 116 081 11	Sachs Throwout Bearing Porsche 911/912/914 65 to 76

Performance Clutch Discs & Covers

AA P/N	VW & Porsche Performance Clutch Discs & Covers
311 141 025ECHD1	Stage 1, HD Pressure Plate 200mm Type 1, 2 & 3 Early & Late
KEP1	Kennedy Stage 1, Pressure Plate VW Type 1, 2 & 3
KEP1-356	Kennedy Stage 1 Pressure Plate, Porsche 356 200mm, D/25mm
KEP1-914	Kennedy Stage 1, Pressure Plate, Porsche 914 215mm
KEP1L	Kennedy Stage 1, Pressure Plate VW Type 1, 2 & 3 Late Only
KEP2	Kennedy Stage 2, Pressure Plate VW Type 1, 2 & 3
KEP2-356	Kennedy Stage 2, Pressure Plate, Porsche 356 200mm, D/25mm
KEP2-914	Kennedy Stage 2, Pressure Plate, Porsche 914 215mm
KEP2L	Kennedy Stage 2, Pressure Plate VW Type 1, 2 & 3 Late only
KEP3	Kennedy Stage 3, Pressure Plate VW Type 1, 2 & 3
KEP4	Kennedy Stage 4, Pressure Plate VW Type 1, 2 & 3
311 141 031BHD	Daiken Ridgid Disc Metal Woven 200mm
311 141 031BP	AA 4 Puck Clutch Disc 200mm
311 141 031KL	AA Kush-Lok Clutch Disc 200mm
KEP 4P 200	KEP 4 Puck Clutch Disc
KEP 6P 200	KEP 6 Puck Metallic Clutch Disc 200mm
KEP 6P 228	6 Puck Metallic Clutch Disc 228mm



Wheels & Suspension

5 Lug Rim



AA P/N	5 Lug Rims 5/205 Slotted
601140P	5 Lug Rim Silver with Slots 5/205 4.5" Wide Slotted
601140C	5 Lug Rim Chrome with Slots 5/205 4.5" Wide Slotted
601142P	5 Lug Rim Silver with Slots 5/205 5.5" Wide Slotted
601142C	5 Lug Rim Chrome with Slots 5/205 5.5" Wide Slotted



4 Lug Rim

AA P/N	4 Lug Rims 4/130 Slotted
601134P	4 Lug Rim Silver with Slots 4/130 4.5" Wide Slotted
601134C	4 Lug Rim Chrome with Slots 4/130 4.5" Wide Slotted
601136P	4 Lug Rim Silver with Slots 4/130 5.5" Wide Slotted
601136C	4 Lug Rim Chrome with Slots 4/130 5.5" Wide Slotted

5 Lug Smoothie Rim



AA P/N	5 Lug Rims 5/205 Smoothie
601140SP	5 Lug Rim Silver Smoothie 5/205 4.5" Wide
601140SC	5 Lug Rim Chrome Smoothie 5/205 4.5" Wide
601142SP	5 Lug Rim Silver Smoothie 5/205 5.5" Wide
601142SC	5 Lug Rim Chrome Smoothie 5/205 5.5" Wide

4 Lug Smoothie Rim

AA P/N	4 Lug Rims 4/130 Smoothie
601134SP	4 Lug Rim Silver Smoothie 4/130 4.5" Wide
601134SC	4 Lug Rim Chrome Smoothie 4/130 4.5" Wide
601136SP	4 Lug Rim Silver Smoothie 4/130 5.5" Wide
601136SC	4 Lug Rim Chrome Smoothie 4/130 5.5" Wide



Hub Caps



AA P/N	Hub Caps
113 601 151	Hub Cap 46-65 with Logo
131 601 151	Hub Cap 66-67 with Logo
251 601 151A	Hub Cap 68-79 with Logo

Drop Spindles



AA P/N	Drop Spindles
405100	2 1/2" Dropped Spindles Ball Joint Drum Brakes Pair
405110	2 1/2" Dropped Spindles Link Pin Drum Brakes Pair
405120	2 1/2" Dropped Spindles Ball Joint Disc Brakes Pair

Weld on Adjusters



AA P/N	Weld on Adjusters
401300	Weld On Adjuster T-1 LP Thru 65
401310	Weld On Adjuster T-1 BJ 66 On

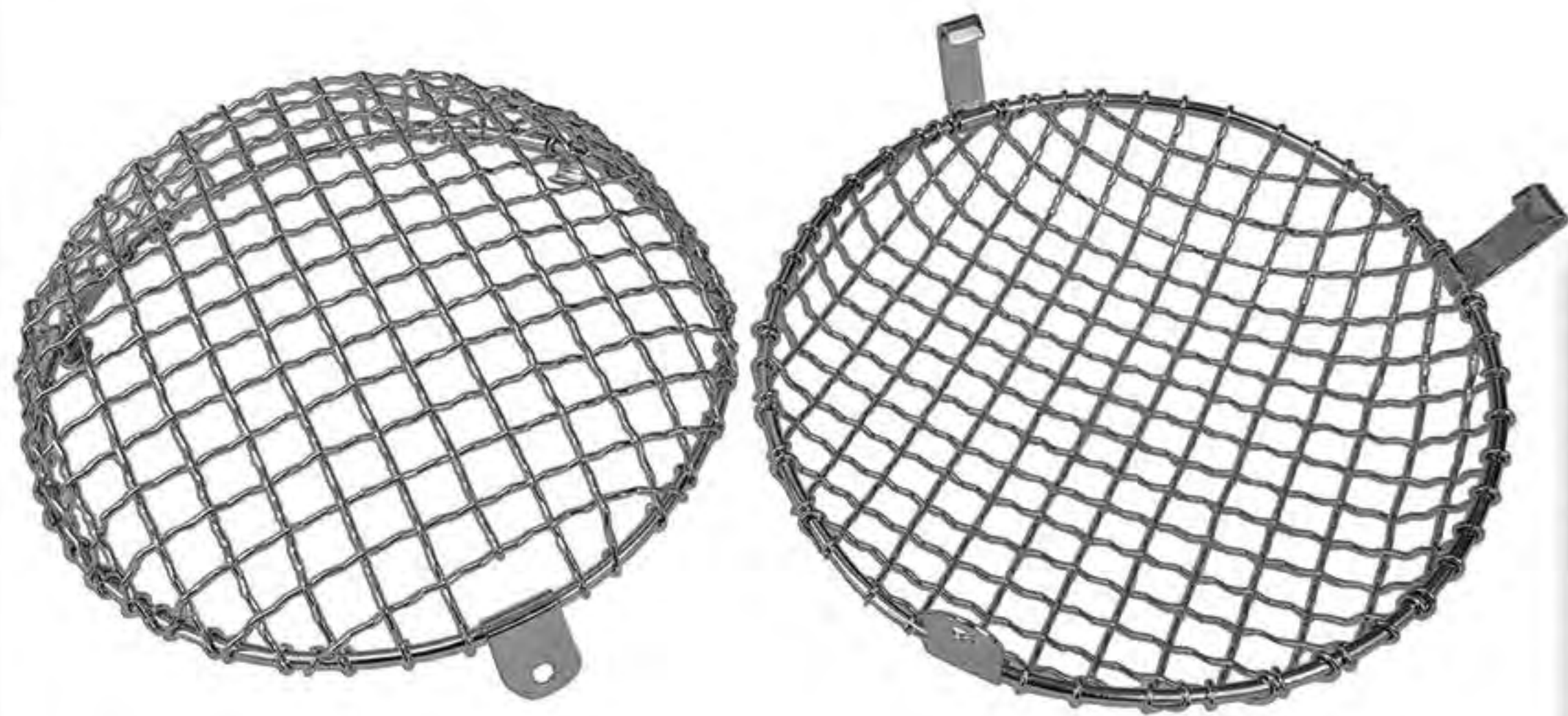
Rear Torshin Cover



AA P/N	Rear Torshin Covers
511101	Chrome Torsion Arm Cover W/Swing Axle each

Exterior Accessories

Head Lights & Accessories



AA P/N	Head Lights & Accessories
HG 001 06	Stone Guards Early 356/Bug/Bus Thumb Screw
HG 001 06N	Stone Guards Early 356/Bug/Bus Clip On
HG 001 911A	Stone Guards Early 911 & 912 64-67 Clip On
HG 001 911H	Stone Guards 911 H4 Clip On
HG 001 68VW	Stone Guards Late Bug/Bus/Type 3
941301	Chrome Late Model VW Headlight Eyebrow "Each"
941302	Stainless Late Model VW Headlight Eyebrow "Each"
941311	Chrome Louvered Late Model VW Eyebrow "Each"

Luggage Racks

AA P/N	Luggage Racks
008 356 R2	Porsche 356 Luggage Rack
031 T1 R1	VW Type 1 Roof Rack
031 T1 R1-SS	VW Type 1 Roof Rack Stainless Steel
031 T1 D1	VW Type 1 Deck Lid Rack
031 T1 D1-SS	VW Type 1 Deck Lid Rack Stainless Steel




Horn Grill

AA P/N	Horn Grills
113 853 641	Horn Grill: T1 Split Window until Early 52

Deck Lid Components

AA P/N	Deck lid Components
111 827 331	Deck Lid Spring: Type 1 Split, Oval 45 to 55
827801	Chrome Rear Deck Lid Hinge "Each"




Firewalls

AA P/N	Firewalls
827221	Aluminum Firewall Kit 3pc Plain
827231	Aluminum Firewall Kit 3pc Louvered

Wiper Arms

AA P/N	Wiper Arms
113 955 407B	Wiper Arm T1 58-64 Left or Right Side
111 955 407D	Wiper Arm T1 68-69 Left Side
111 955 408	Wiper Arm T1 68-69 Right Side
111 955 407F	Wiper Arm T1 70-72 Left Side
111 955 408B	Wiper Arm T1 70-72 Right Side
111 955 407H	Wiper Arm T1 73-78 STD Beetle Left Side
111 955 408H	Wiper Arm T1 73-78 STD Beetle Right Side
133 955 409	Wiper Arm T1 73-79 Super Beetle Left Side
133 955 410	Wiper Arm T1 73-79 Super Beetle Right Side



Gaskets/Push Rod/Crank Parts

Type 1-2 Gaskets Sets/Seals



AA P/N	Type 1 & 2 Gasket Sets, Seals
111 198 003ABR	36 HP, Gasket Set
111 198 005	40 HP, Gasket Set
111 198 007ASP	1600, Gasket Set
113 105 245FS	1600 Rear Crank Seal
111 115 175 BOE	Type 1 Oil Screen, Large Hole (Late)

Type 4 & Water Box Gaskets Sets/Seals



AA P/N	Type 4 & Water Box Gasket Sets, Seals
021 198 009B	1.7, Type 4 Gasket Set
029 198 009	1.8/2.0, Type 4 Gasket Set
071 198 009	2.0, 79-up Type 4 & Vanagon Air Cooled Gasket set
025 198 009	1.9/2.1 WaterBoxer Gasket Set
029 105 245B	Type 4, 914 & WaterBoxer Rear Crank Seal
021 105 247A	Type 4 & 914 Front Crank Seal
025 105 247A	WaterBoxer Front Crank Seal
021 115 487	Engine Crankcase Breather Gasket 1970-76 914, 72-74 Bus
021 198 031	Oil Strainer Gasket Set, T-2 72-79, Vanagon 80-83



Porsche Gaskets Sets/Seals

AA P/N	Porsche Gasket Sets, Seals
039 198 009	Porsche 914 2.0L Gasket set
616 101 901 01	Porsche 365/912 Crank Case Gasket Set
616 100 184 03	Porsche 356/912 Top End Gasket set
901 100 902 01	Porsche 911 Gasket Set Complete 2.0L W/Carb 1966-69
911 100 903 00	Porsche 911 Gasket Set Complete 2.2/2.4L W/Zenith Carb 1970-73
911 100 905 00	Porsche 911 Gasket Set Complete 2.2/2.4L W/Mechanical Inj 70-73
911 100 901 10	Porsche 911 Gasket Set Complete 2.7L None Turbo 1974-77
901 104 391 00	Porsche 911 2.0L Head Gasket 80mm 1966-69
928 104 391 00	Porsche 911 2.2 & 2.4L Head Gasket 84mm 1970-73
912 104 314 00	Porsche 911 2.7L Head Gasket 90mm 1974-77

Push Rod Tubes




AA P/N	Engine Push Rod Tubes
111 109 335	36 HP Push Rod Tube
113 109 335	40 HP Push Rod Tube
311 109 335	1600 Push Rod Tube
311 109 335SS	1600 Push Rod Tube Stainless Steel
311 109 335SW	1600 Push Rod Tube Windage/Stainless Steel
021 109 335C	1.7, 1.8 & 2.0 Push Rod Tube 914 & Type 4
025 109 335	1.9/2.1 Waterboxer Push Rod Tube
616 105 231 00	356/912 Push Rod Tube

Crank Parts



AA P/N	Crank Parts
031 175 T1	VW Type 1 Racing Spacer
113 105 209	Crank Timing Gear
113 105 219	Crank Gear Spacer
111 105 223	Brass Crank Gear "Distributor Drive"
111 105 213	Woodruff Key "Large" for Timing Gears
111 105 227	Snap Ring for Crank Gears
113 105 241A	Oil Slinger Plate
113 105 249	Woodruff Key "Small" for Crank Pully

Oil Pumps/Oil Coolers/Engine Stand



Oil Pumps

AA P/N	Oil Pumps
311 115 107AKHDC	AA Oil Pump 8mm Stud, 26mm Gears, Single Relief Case
111 115 107S30C	AA Oil Pump 8mm Stud, 30mm Gears, "Flat" Cam
111 115 107BHDC	AA Oil Pump 8mm Stud, 30mm Gears, "Dish" Cam
111 115 107S30SC	AA Spin On Oil Filter Pump 8mm Stud, 30mm Gears, "Flat" Cam
311 115 107HD	Schadek Oil Pump 6mm Stud, 26mm Gears, Single Relief Case
111 115 107AK	Schadek Oil Pump 8mm Stud, 21mm Gears, Single Relief Case
311 115 107AHD	Schadek Oil Pump 8mm Stud, 30mm Gears, Single Relief Case
111 115 107AKHD	Schadek Oil Pump 8mm Stud, 26mm Gears, "Flat" Cam
111 115 107AHD	Schadek Oil Pump 8mm Stud, 30mm Gears, "Flat" Cam
111 115 107BK	Schadek Oil Pump 8mm Stud, 26mm Gears, "Dish" Cam
111 115 107BHD	Schadek Oil Pump 8mm Stud, 30mm Gears, "Dish" Cam
021 115 107AK	Oil Pump Type 4 Bus, 411 and 914
113 115 141C	Oil Pump Cover



Oil Coolers

AA P/N	Oil Coolers
113 117 021	Type 1 Dog House Oil Cooler 5 Plate
021 117 021B	Type 4 Oil Cooler 1700-2000 & Porsche 914 7 Plate



Engine Stand

AA P/N	Engine Stand
031 T1 STAND	Bench Mount Engine Stand

Toyota 22R/E - Piston Kits / Rod Sets / Ring Sets

Hypereutectic Piston Kits

AA P/N	Toyota 22R Hypereutectic Piston Kits
TY9200TP	Toyota 22R/22RE Hypereutectic Piston Set STD
TY9200TP-50	Toyota 22R/22RE Hypereutectic Piston Set Over Size .50
TY9200TP-75	Toyota 22R/22RE Hypereutectic Piston Set Over Size .75
TY9200TP-100	Toyota 22R/22RE Hypereutectic Piston Set Over Size 1.00



Rod Sets

AA P/N	Toyota 20R/22R/22RE Rod Sets
CR2000-C	Stock Replacement 20R/22R/22RE Rod Set
CR2000-H	Performance H Beam 20R/22R/22RE Rod Set
CR2000-H-ARP	Performance H Beam 20R/22R/22RE Rod Set With ARP Bolts



Ring Sets



AA P/N	Toyota 22R Ring Sets
TY9200TR	Toyota 22R/22RE Replacement Ring Set 1.5x1.5x4 STD
TY9200TR-50	Toyota 22R/22RE Replacement Ring Set 1.5x1.5x4 Over Size .50
TY9200TR-75	Toyota 22R/22RE Replacement Ring Set 1.5x1.5x4 Over Size .75
TY9200TR-100	Toyota 22R/22RE Replacement Ring Set 1.5x1.5x4 Over Size 1.00

Cylinder Heads & Components


AA P/N	Toyota 22R/22RE Cylinder Heads and Components
1371135010	Toyota 22R/22RE Intake Valve
1371535010	Toyota 22R/22RE Exhaust Valve
137 SV 450	Toyota 22R/22RE Stainless Steel Valve 45mm
137 SV 370	Toyota 22R/22RE Stainless Steel Valve 37mm
137 VC 001	Toyota 22R/22RE Valve Keeper
137 VR 103	Toyota 22R/22RE Valve Retainer
137 SS 005	Toyota 22R/22RE Valve Spring
137 SG SL	Toyota 22R/22RE Valve Guide Seal
137 SS 001	Toyota 22R/22RE Valve Spring Shim
TY CH 22R-B	Toyota 22R/22RE Head Bare



Toyota 22R/E - Heads / Cams / Carburetors

Complete Cylinder Heads

AA P/N	Toyota 22R/22RE Complete Cylinder Heads
TY CH 22R	Toyota 22R/22RE Stock Head
TY CH 22RSS	Toyota 22R/22RE Stock Head Stainless Steel Valves
TY CH 22RSB	Toyota 22R/22RE Big Valve 45x37 Stainless Steel Valves
TY CH 22RSBC	Toyota 22R/22RE Big Valve 45x37 Performance Cam





Cams

AA P/N	Toyota 22R/22RE Cams
TY CS DC	Toyota 22R/22RE Stock Replacement Camshaft Ductile Cast
TY CS CC	Toyota 22R/22RE Stock Replacement Camshaft Chilled Cast
TY CS CC	Toyota 22R/22RE Stock Replacement Camshaft Performance



Carburetors

AA P/N	Toyota Carburetors
21100-35463C	Toyota 22R Carburetor Carb Electric Choke
21100-35520C	Toyota 22R Carburetor Carb Electric Choke



Contact Us:

Email us Shop@AApistons.com with any questions or inquiries or call [\(626\)-333-5555](tel:626-333-5555). We would be happy to answer your questions.

We are here to answer your questions:
Monday-Friday 9:00am-5:00pm

-AA Performance Products



AA Performance Products provides an extensive selection of stock and high performance products for Type I & IV VW, Porsche 356, 912, 914, & 911, Toyota and Subaru. We specialize in pistons and liners, crankshafts, flywheels, connecting rods, heads, and many more parts and accessories. We provide a wide selection of replacement parts for stock restoration, daily driving, off-road, sand rail, and drag; focusing primarily on engine components. To stop the hassle of shopping around, we have a direct relationship with the majority of the best vendors on the market to handle all of your rebuild needs at competitive prices.

Your satisfaction with our product is our goal. Contact us if you have any questions regarding our website or any of the parts we offer. With years of experience in the VW and Porsche industry, our staff is very knowledgeable about the products we sell and provides the best customer service possible to make sure you are satisfied with your experience at AA Performance Products.

228 S Fifth Ave. City Of Industry, CA 91746

Phone:626.333.5555

Email:Shop@AApistons.com

