

ROOFTEC BREATHABLE MEMBRANE

140gsm

THE ROOFTEC BREATHABLE MEMBRANE IS AN AIRTIGHT, VAPOUR PERMEABLE MEMBRANE DESIGNED FOR USE IN BOTH FULLY SUPPORTED AND UNSUPPORTED INSTALLATIONS FOR TILED OR SLATE PITCH ROOFS. SUITABLE FOR BOTH WARM AND COLD ROOFING APPLICATIONS, AS WELL AS SCOTTISH SARKING BOARDS AND TIMBER AND METAL FRAMED CONSTRUCTION.

Benefits

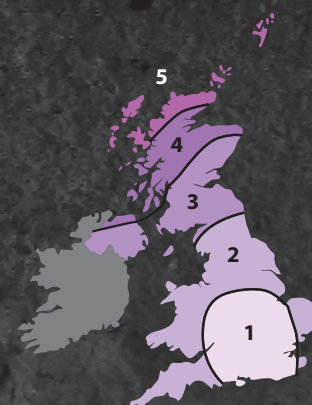
- BBA certified
- Conforms to BS5534.2014 Annex A
- Warm and cold applications
- UV stable for 3 months
- Vapour permeable
- Waterproof membrane
- Resistance to extreme temperatures
- Laboratory quality control

Suitability

- The ceiling is well sealed
- Roof ridge height is not greater than 15 metres
- Roof pitch is between 12.5° and 75°
- Site altitude is not greater than 100m above sea level
- No significant site topography is present

Wind Zone Suitability

	Batten Lap		Tapered lap
	345mm	250mm	345mm
140gsm	1	1 - 5	1 - 5



Pallet Information


Product Code	Weight	Dimensions	Pallet Quantity
RPBM140150	140gsm	1.0 x 50m	20
RPBM1401550	140gsm	1.5 x 50m	30

SPECIFICATIONS

Reaction to fire	E-d2 Class	
Water vapour resistance	0,02m (+0,020/-0,005)	
Flexibility at low temperature	-40°C	
Resistance to water penetration		
Resistance to water penetration	W1	
Tensile strength		
	MD	CD
Before artificial ageing: 290 N/50 mm (± 50)	200 (± 40)	
After artificial ageing: 240 N/50 mm (± 40)	170 (± 40)	
Elongation		
	MD	CD
Before artificial ageing: 50% (± 30)	70% (± 30)	
After artificial ageing: 40% (± 30)	60% (± 40)	
Resistance to tearing		
	MD	CD
	140 (± 40)	150 (± 40)
Description of product		
Weight	140 g/m ²	
Thickness	0,70 mm	
Material	Polypropylene	
Composition	3	
Temperature resistance	from -40°C to +80°C	
Water vapour permeability		
23°C/85%RH	1400 g/m ² x 24h (± 200)	
38°C/90%RH	3200 g/m ² x 24h (± 400)	
Dangerous substances	none	
UV resistance	3 months	

EN 13859-1:2010 Flexible sheets for waterproofing. Part 1: Underlays for discontinuous roofing.
EN 13859-2:2010 Flexible sheets for waterproofing. Part 2: Underlays for walls.


Application Information




Membrane is placed directly over the rafters on the insulating material. Stretch horizontally over the entire roof surface.



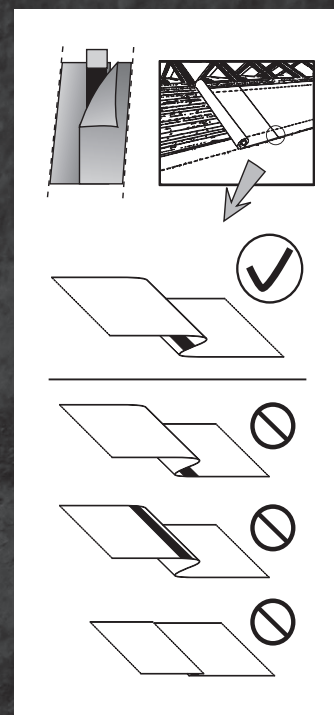
The overlap at the ridge should be at least 20cm.



Overlap the membrane sheeting by 15cm (red guide line). Overlap by at least 20cm with a pitch of under 22°.



Seams, overlaps, butt joints and damage to membrane can be masked with membrane adhesive tape. Connections to other substrates, e.g. masonry, should be made with silicon or self adhesive butyl tapes.



Storage

- Should be stored in dry, covered areas
- Sheltered from the sun
- Should be stored away from heat sources and fire.