



Simply mix gold, silver or pearl with our classic fondant colors! CREATE SHIMMER IN ANY SHADE




UNICORN
5 Parts Silver
1 Part Pink




PRINCESS
25 Parts Silver
2 Parts Pink




CANDY PINK
50 Parts Pearl
1 Part Pink
1 Part Orange




CREAMSICLE
5 Parts Pearl
1 Part Orange




ROSE GOLD
25 Parts Gold
25 Parts Silver
4 Parts Pink



COPPER
80 Parts Gold
5 Parts Brown
4 Parts Red
1 Part Black




FRESH
5 Parts Pearl
2 Parts Green




MIST
25 Parts Pearl
1 Part Green




CHAMPAGNE
120 Parts Pearl
70 Parts Gold
4 Parts Yellow
1 Part Green




ANTIQUE GOLD
100 Parts Gold
1 Part Green




TERRACOTTA
5 Parts Gold
2 Parts Red




BRONZE
40 Parts Gold
5 Parts Brown
1 Part Black
1 Part Red




COOL SILVER
50 Parts Silver
1 Part Navy




SHADOW
10 Parts Silver
1 Part Black




CHARCOAL
5 Parts Silver
4 Parts Black



SAPPHIRE
1 Part Pearl
1 Part Navy



ARCTIC
10 Parts Silver
1 Part Blue



JAVA
5 Parts Pearl
2 Parts Brown

Please note actual color results may differ than they appear in print or on screen

LOVE SHIMMER FONDANT?

★★★★★

Reviews help us improve our products and help other customers make choices.

Please be sure to leave a ★★★★★ review!

HELPFUL HINTS for working with shimmer fondant:

The pearlescent pigments in the fondant create differences in the elasticity, texture, and moisture level compared to our classic fondant that require different approaches to workability.

- ✓ Ensure fondant is thoroughly **kneaded until soft and pliable**.
- ✓ If fondant is sticking to hands, a tiny amount of shortening or vegetable oil can be rubbed on hands. **Corn starch should be used sparingly** as it will dry the fondant and create cracking, only very little will be needed on work surfaces.
- ✓ To cover a cake, the **paneling technique** is recommended as to avoid cracking.
- ✓ The shimmer fondant works great in **molds & with cutters**.
- ✓ Sparkle on hands and tools can be **washed away with regular dish or hand soap**. If soap is unsuccessful, apply a small amount of food-safe cooking oil to a clean rag and wipe off.
- ✓ Addition of any Satin Ice fondant, gum paste and chocolate-based products can be used to **adjust product workability** and color.

For usage tips, tutorials and more, visit

www.satinice.com/shimmer

For customer service questions please email contact@satinfinefoods.com